



US00D328355S

United States Patent [19]

Librach

[11] Patent Number: **Des. 328,355**

[45] Date of Patent: **** Jul. 28, 1992**

[54] **FOLDING SAWHORSE**

[75] Inventor: **Jerry S. Librach, St. Louis, Mo.**

[73] Assignee: **Worldwide Manufacturing, Inc., St. Louis, Mo.**

[**] Term: **14 Years**

[21] Appl. No.: **608,360**

[22] Filed: **Nov. 2, 1990**

[52] U.S. Cl. **D25/67**

[58] Field of Search **D25/62, 67; 182/153, 182/155, 181, 224-227, 182-186**

4,152,834	5/1979	Stansberry .	
4,238,001	12/1980	Alexander	182/153
4,245,718	1/1981	Poston et al.	183/153
4,298,094	11/1981	Strong .	
4,605,099	8/1986	Crum et al. .	
4,711,319	12/1987	Sansotta et al. .	
4,771,863	9/1988	Stansberry .	
4,804,064	2/1989	Coultrop et al.	182/184
4,880,080	11/1989	Brockman .	

Primary Examiner—A. Hugo Word
Assistant Examiner—Doris Clark
Attorney, Agent, or Firm—Kalish & Gilster

[56] **References Cited**

U.S. PATENT DOCUMENTS


1,159,299	11/1915	Van Huzer .	
1,465,947	8/1923	Oetzel .	
1,476,855	12/1923	Topp .	
1,479,209	1/1924	Topp .	
1,680,065	8/1928	Proctor	182/184
1,739,718	12/1929	Gouldh	182/153
1,778,566	10/1930	Pitner .	
2,312,956	3/1943	Campbell .	
2,635,013	4/1953	Doucette	182/181
2,824,771	2/1958	Blenski .	
3,624,762	11/1971	Hankins .	
3,631,941	1/1972	Greenman et al. .	
3,700,072	10/1972	Lovett	182/155
4,030,565	6/1977	Chaput	182/186

[57] **CLAIM**

The ornamental design for a folding sawhorse, as shown and described.

DESCRIPTION

FIG. 1 is a perspective view of a folding sawhorse showing my new design;
FIG. 2 is an end elevational view thereof;
FIG. 3 is an end elevational view with one pair of legs shown partially collapsed;
FIG. 4 is a bottom plan view of the sawhorse shown folded;
FIG. 5 is a top plan view of the sawhorse in FIG. 1;
FIG. 6 is a bottom plan view of the sawhorse in FIG. 1; and,
FIG. 7 is a partial perspective view of the upper right corner of the sawhorse in FIG. 1.






FIG. 1

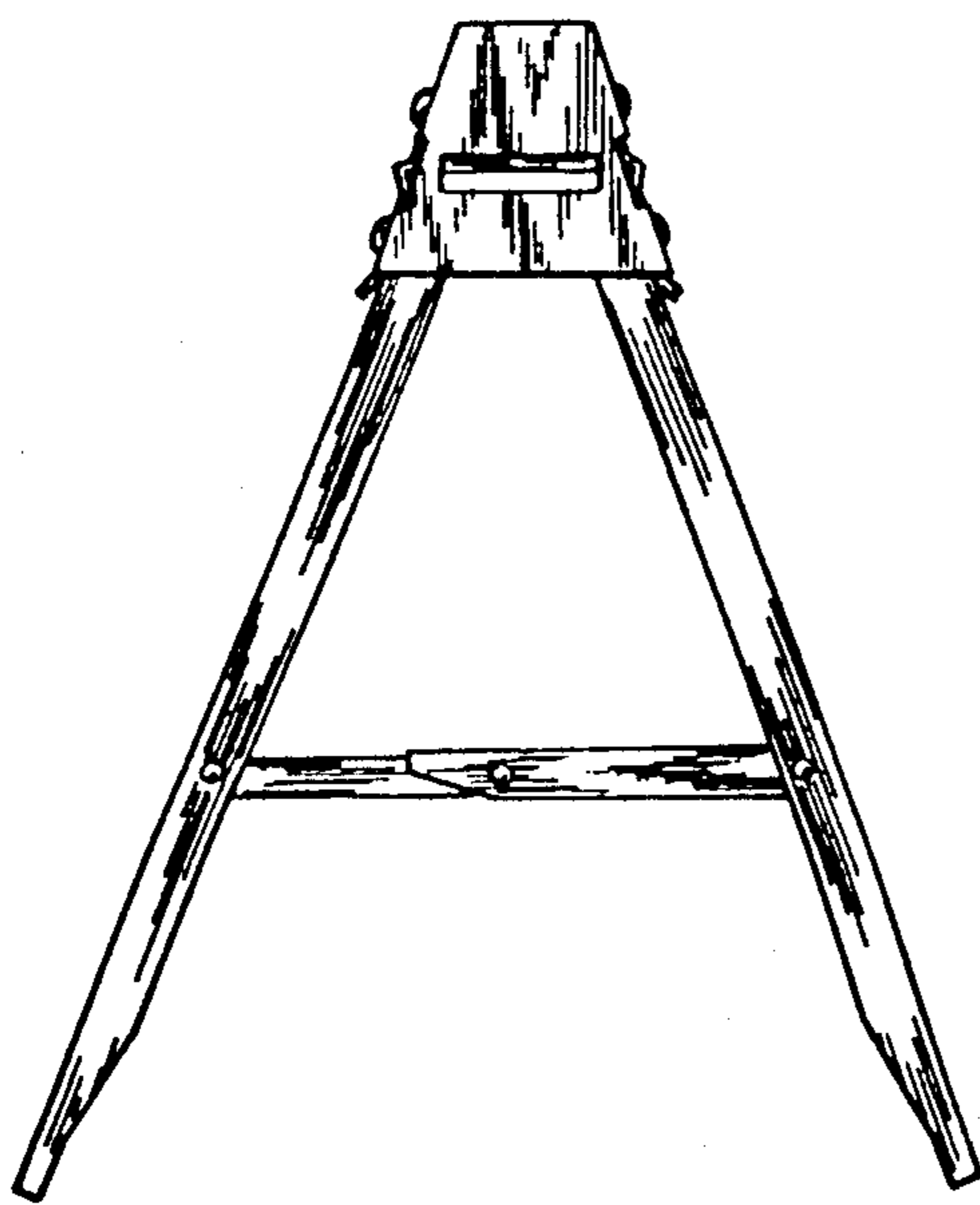


FIG. 2

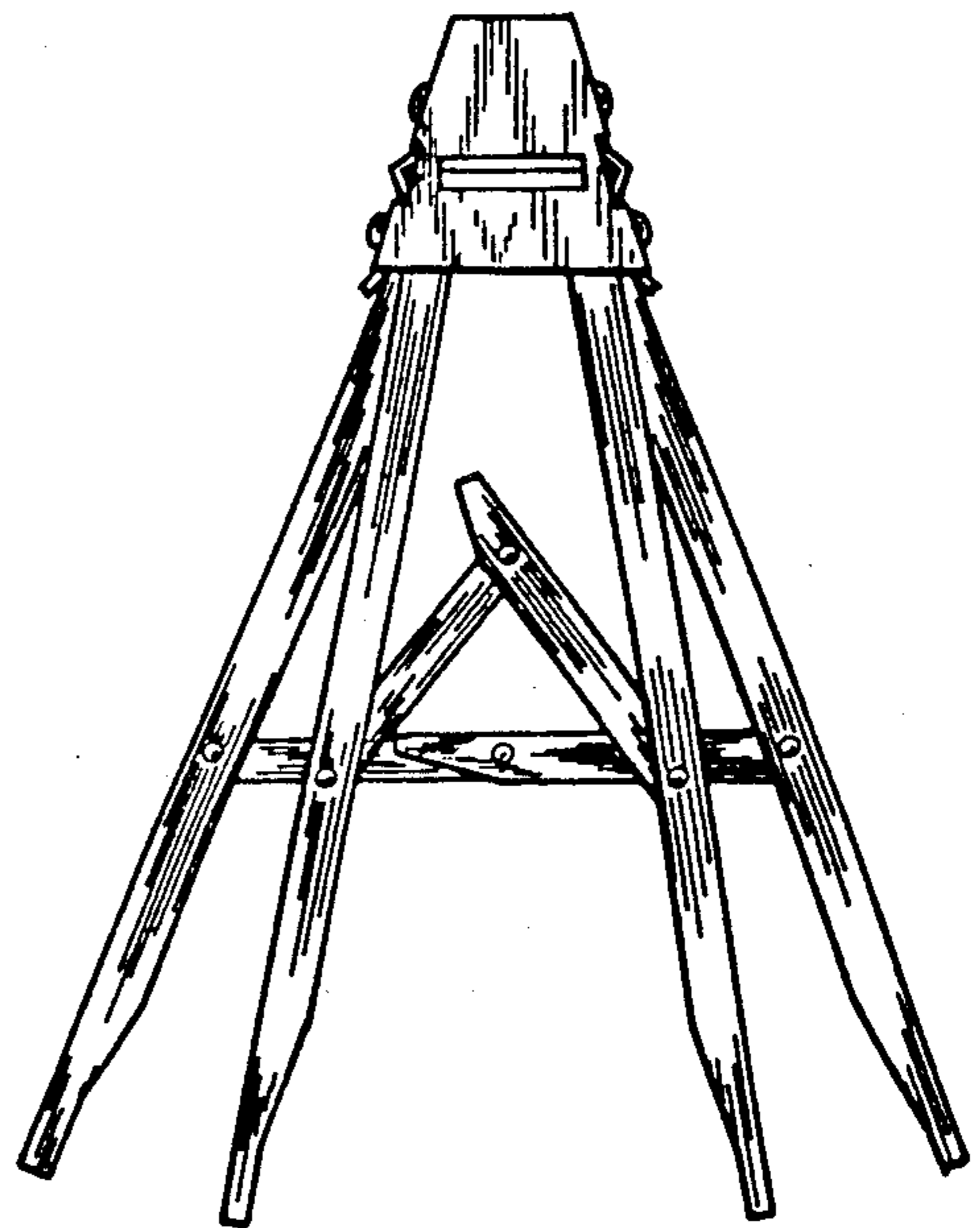


FIG. 3

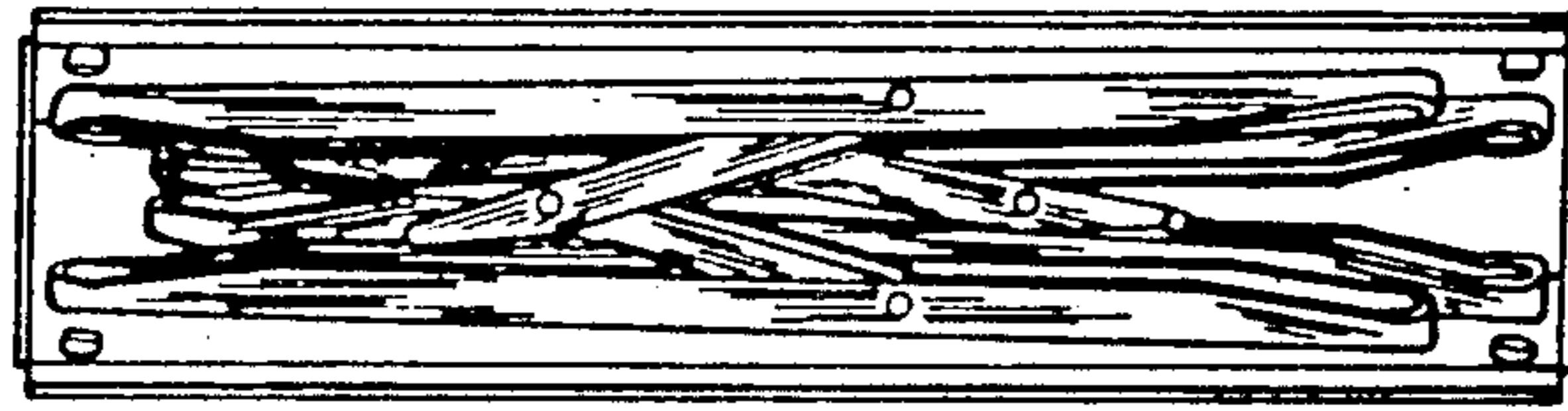


FIG. 4

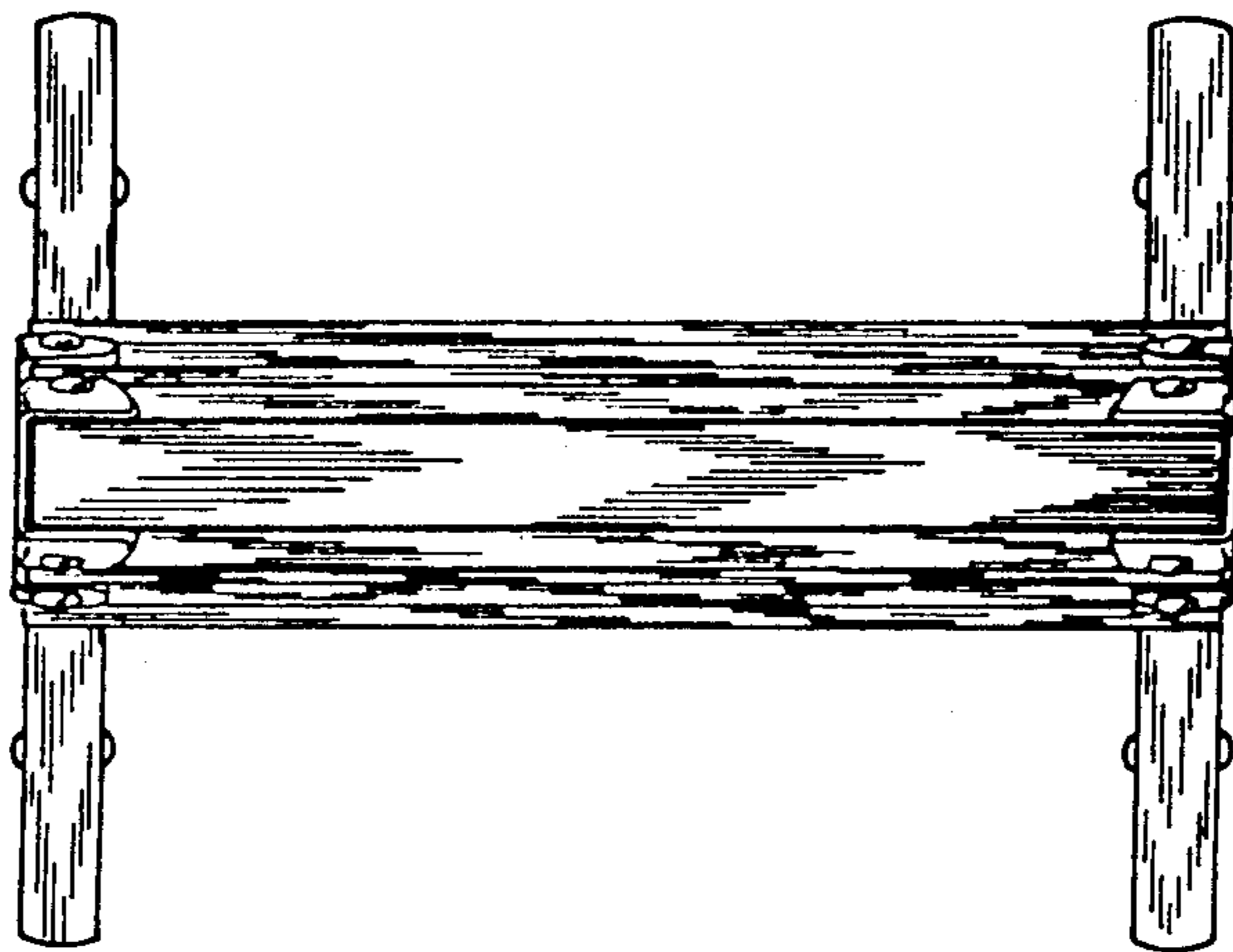


FIG. 5

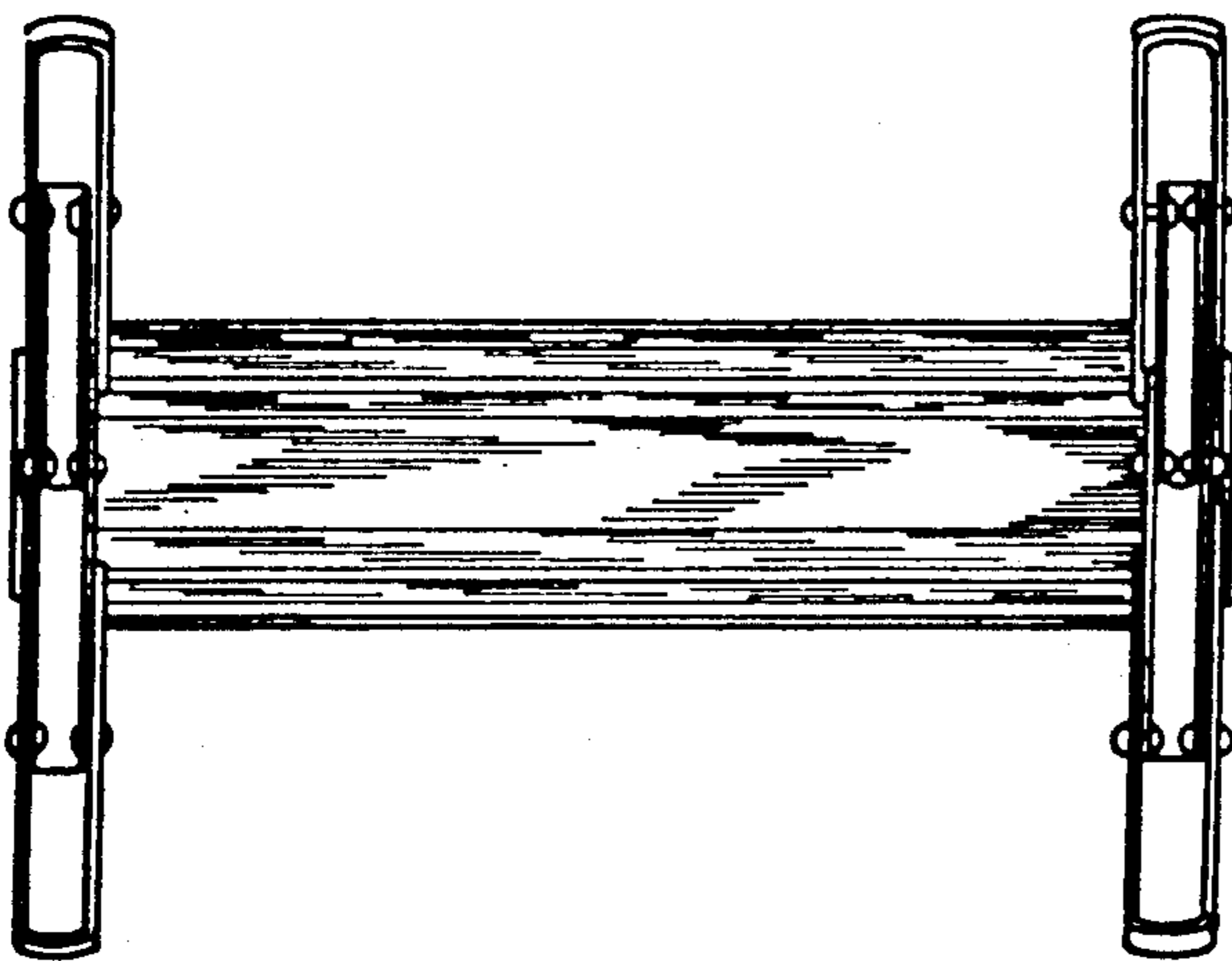


FIG. 6




FIG. 7