



US00D328344S

**United States Patent** [19]  
**Heidtke**

[11] **Patent Number: Des. 328,344**  
[45] **Date of Patent: \*\* Jul. 28, 1992**

- [54] **GRILLE FOR A FLOOR REGISTER**
- [75] **Inventor: Thomas Heidtke, Chicago, Ill.**
- [73] **Assignee: Lois Ziebarth, Sleepy Hollow, Ill.**
- [\*\*] **Term: 14 Years**
- [21] **Appl. No.: 566,812**
- [22] **Filed: Aug. 13, 1990**
- [52] **U.S. Cl. .... D23/388; D25/152**
- [58] **Field of Search ..... D23/388, 389; D20/11; 52/663, 507; 98/103, 114; D25/152, 145**

[56] **References Cited**

**U.S. PATENT DOCUMENTS**

D. 354	3/1851	Chilson .....	D23/388
D. 3,618	8/1869	Phinney .....	D23/388
147,080	2/1874	Tuttle .....	98/114
D. 230,806	3/1974	Penson .....	D20/11
4,016,699	4/1977	Hurvitz .....	52/507

**OTHER PUBLICATIONS**

Woodstock Soapstone Co, Inc., Adv. Brochure, p. 2, register 1, left middle side of page.  
Heating, Piping, & Air Conditioning, Dec. 1959, p. 142,

middle left side of page, Floor Register Grille No. 60-A, middle left side of page.

*Primary Examiner*—Wallace R. Burke  
*Assistant Examiner*—Lisa Lichtenstein  
*Attorney, Agent, or Firm*—Welsh & Katz, Ltd.

[57] **CLAIM**

The ornamental design for a grille for a floor register, as shown and described.

**DESCRIPTION**

FIG. 1 is a front and top perspective view of a grille for a floor register showing my new design; FIG. 2 is a top plan view thereof; FIG. 3 is a front elevation view thereof; and, FIG. 4 is a right side elevation view thereof.

The bottom view of the grille is substantially the same as the top plan view shown in FIG. 2, the rear elevational view is substantially the same as the front elevational view shown in FIG. 3, and the left side view is substantially the same as the right side view shown in FIG. 4.

The broken line showing of a floor register in FIGS. 1, 3, and 4 is for illustrative purposes only and forms no part of the claimed design.

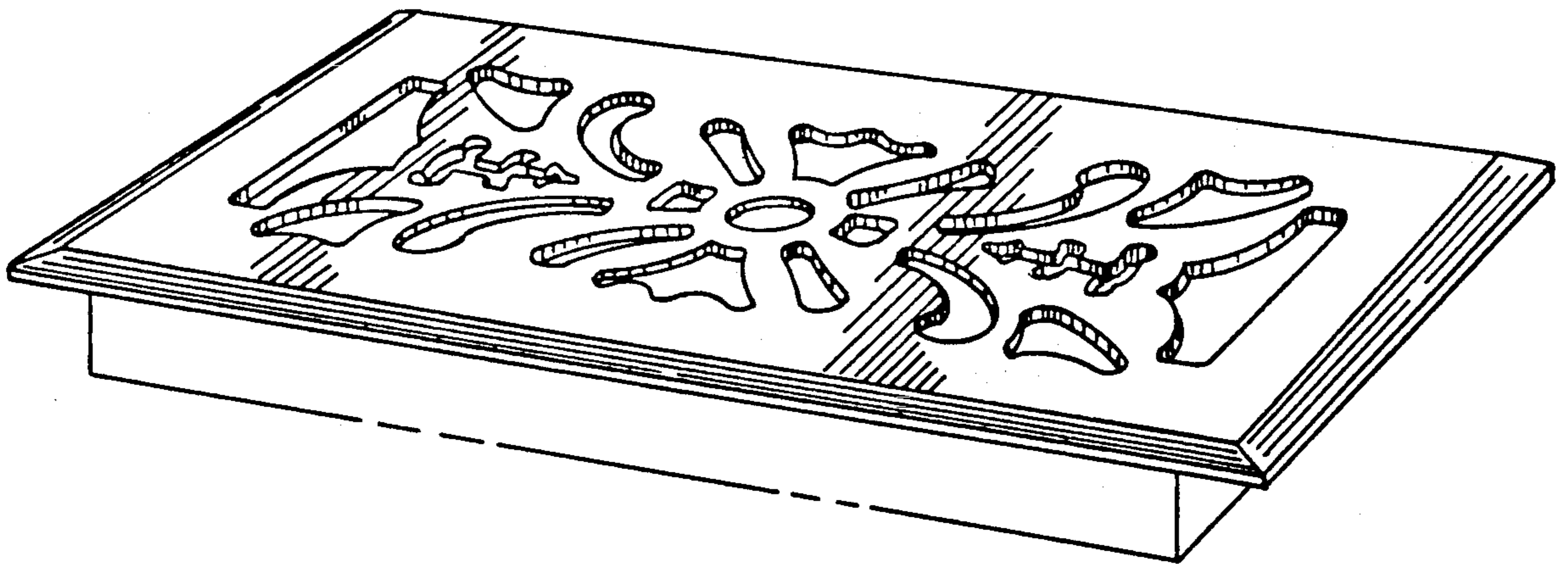


FIG. 1

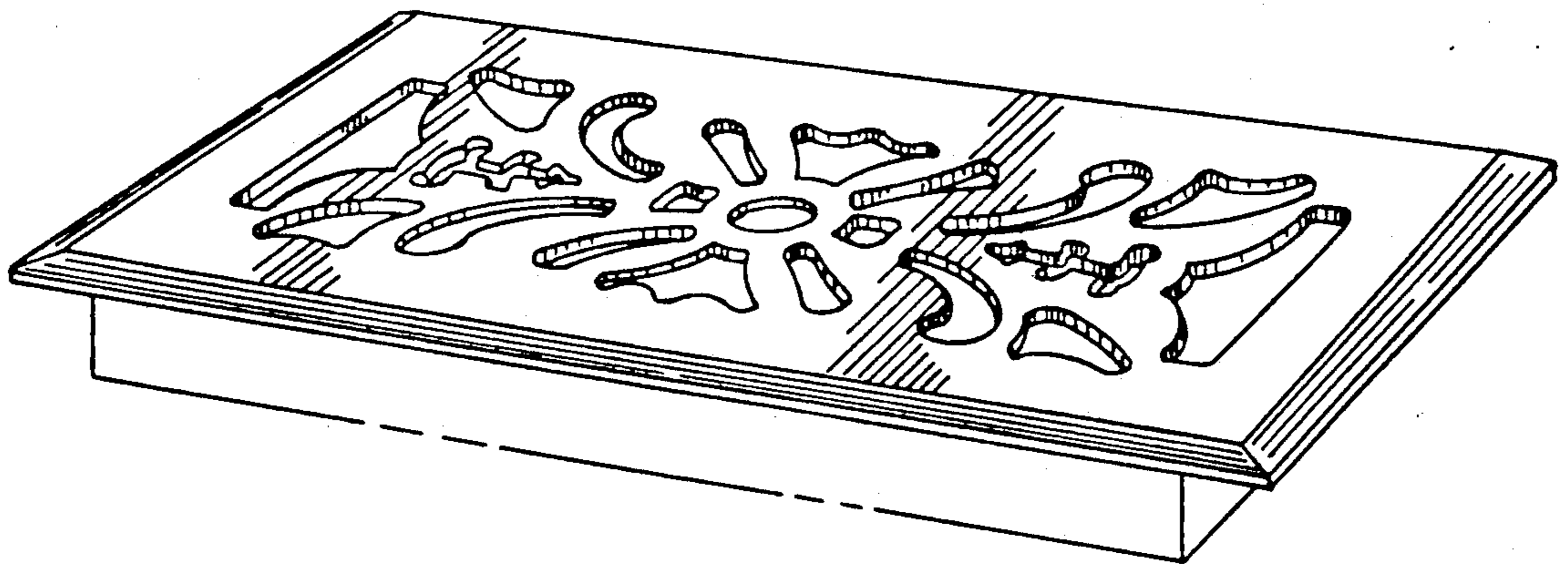


FIG. 2




FIG. 3




FIG. 4

