



US00D328311S

# United States Patent [19]

Nitta

[11] Patent Number: **Des. 328,311**

[45] Date of Patent: **\*\* Jul. 28, 1992**

[54] BALLPOINT PEN

[75] Inventor: Tomio Nitta, Yokohama, Japan

[73] Assignee: Tokai Corporation, Yokohama, Japan

[\*\*] Term: 14 Years

[21] Appl. No.: 344,142

[22] Filed: Apr. 25, 1989

[30] Foreign Application Priority Data

Oct. 17, 1988 [JP] Japan ..... 63-40314

[52] U.S. Cl. .... D19/49; D19/43;  
D19/56; D19/57

[58] Field of Search ..... D19/35, 36, 41-51,  
D19/54-58, 81-85; 401/209, 243-247

[56] References Cited

U.S. PATENT DOCUMENTS

D. 98,265 1/1936 Lynn ..... D19/49 X

D. 104,939 6/1937 Hauton ..... D19/43 X

D. 128,390 7/1941 Christenson, Jr. .... D19/49

D. 146,527 3/1947 Shetlin ..... D19/49

D. 209,993 1/1968 Horie ..... D19/49 X

D. 221,033 6/1971 Wakai ..... D19/49 X

D. 221,265 7/1971 Wakai ..... D19/48 X

D. 273,399 4/1984 Zierhut ..... D19/57

D. 282,754 2/1986 LeBlanc et al. .... D19/54 X

D. 284,676 7/1986 Malm ..... D19/51

D. 308,396 6/1990 Sekiguchi ..... D19/49

OTHER PUBLICATIONS

Jacobs Gardner Office Products ©1988 see item J p. 584, lower center-desk copy.

Primary Examiner—Donald P. Walsh  
 Assistant Examiner—Martha Thompson  
 Attorney, Agent, or Firm—Nikaido, Marmelstein,  
 Murray & Oram

[57] CLAIM

The ornamental design for a ballpoint pen, as shown and described.

DESCRIPTION

FIG. 1 is a top, right front perspective view of a ballpoint pen showing my new design;

FIG. 2 is a front elevational view thereof;

FIG. 3 is a right side elevational view thereof;

FIG. 4 is a left side elevational view thereof;

FIG. 5 is a rear elevational view thereof;

FIG. 6 is a top plan view thereof;

FIG. 7 is a bottom plan view thereof; and,

FIG. 8 is a left side elevational view in an exploded condition.






Fig.1



Fig.2



Fig.3



Fig.4




Fig.5

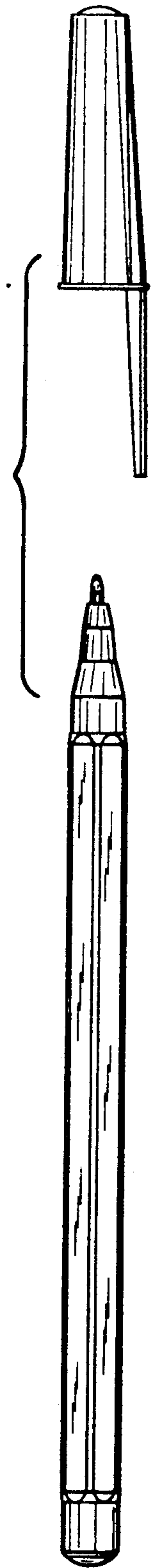


Fig.8



Fig.6



Fig.7