



US00D328310S

United States Patent [19] Yoshinaga

[11] Patent Number: **Des. 328,310**

[45] Date of Patent: **** Jul. 28, 1992**

[54] **BALL-POINT PEN**

5,083,881 1/1992 Yoshinaga 401/195

[75] Inventor: **Shigeo Yoshinaga, Tokyo, Japan**

FOREIGN PATENT DOCUMENTS

[73] Assignee: **Yoshinaga Corporation, Japan**

247676 8/1911 Fed. Rep. of Germany D11/117
X

[**] Term: **14 Years**

OTHER PUBLICATIONS

[21] Appl. No.: **686,804**

Hong Kong Enterprise, Oct. 1981, p. 226 ad for New Century Enterprises, see Flower Topped Pen, right center.

[22] Filed: **Apr. 17, 1991**

[30] Foreign Application Priority Data

Dec. 28, 1990 [JP] Japan 2-43679

[52] U.S. Cl. **D19/42; D19/46; D19/51; D11/117**

[58] Field of Search **D11/117; D19/35, 36, D19/41-51, 54-58, 81-85; 401/88, 52, 195, 6, 7, 8, 112; 24/10 R; 428/4, 15, 17, 24-26**

[56] References Cited

U.S. PATENT DOCUMENTS

D. 73,781	11/1927	Felger	D19/42
D. 163,779	6/1951	Ulvad	D19/42
D. 304,756	11/1989	Leahan	D19/36 X
1,224,552	5/1917	Kinnard	401/195 X
2,765,509	10/1956	Brehm .	
3,441,032	4/1969	Barrett	D11/117 X
3,471,964	10/1969	Cherry et al. .	
3,673,909	7/1972	Bimkraut	D11/117 X
4,446,178	5/1984	Daugherty	401/195 X
4,728,212	3/1988	Spector	401/88
4,986,683	1/1991	Whitwright	401/195

Primary Examiner—Nelson C. Holtje
Assistant Examiner—Martha Thompson
Attorney, Agent, or Firm—Ostrolenk, Faber, Gerb & Soffen

[57] CLAIM

The ornamental design for a ball-point pen, as shown and described.

DESCRIPTION

FIG. 1 is a front elevational view of a ball-point pen with the writing tip extended;
FIG. 2 is a left side elevational view thereof;
FIG. 3 is a rear elevational view thereof;
FIG. 4 is a top plan view thereof;
FIG. 5 is a bottom plan view thereof;
FIG. 6 is a front elevational view with the writing tip in a stored position;
FIG. 7 is a right side elevational view of FIG. 6; and,
FIG. 8 is a top plan view of FIG. 6.

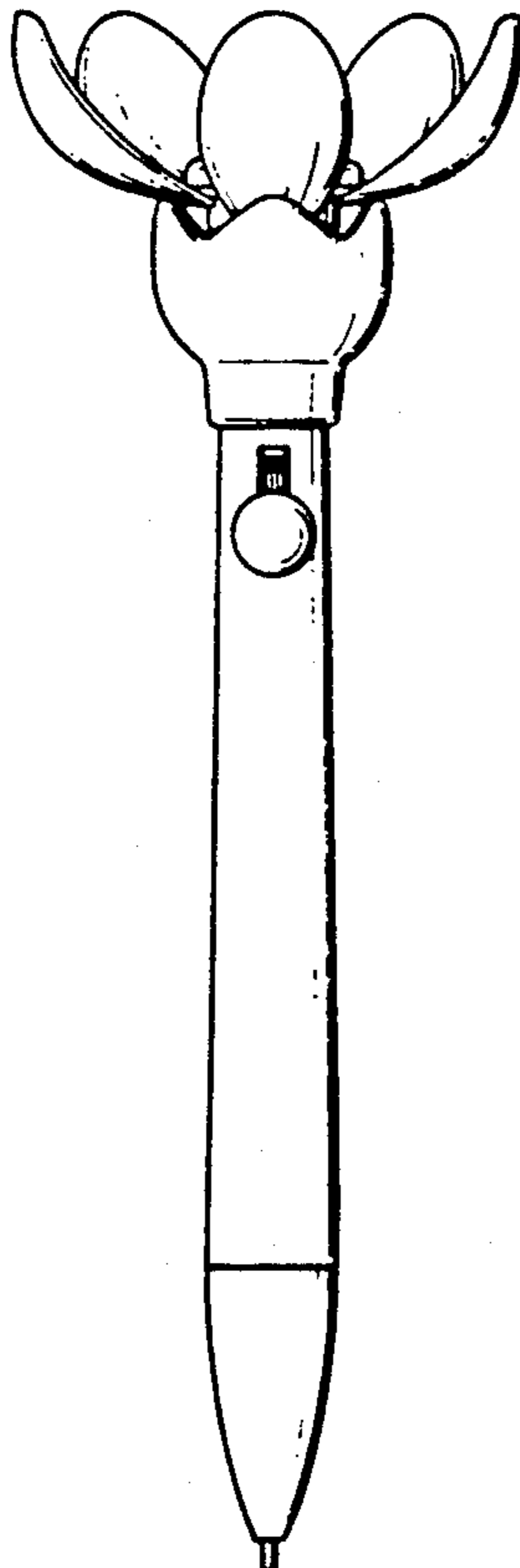


FIG. 1

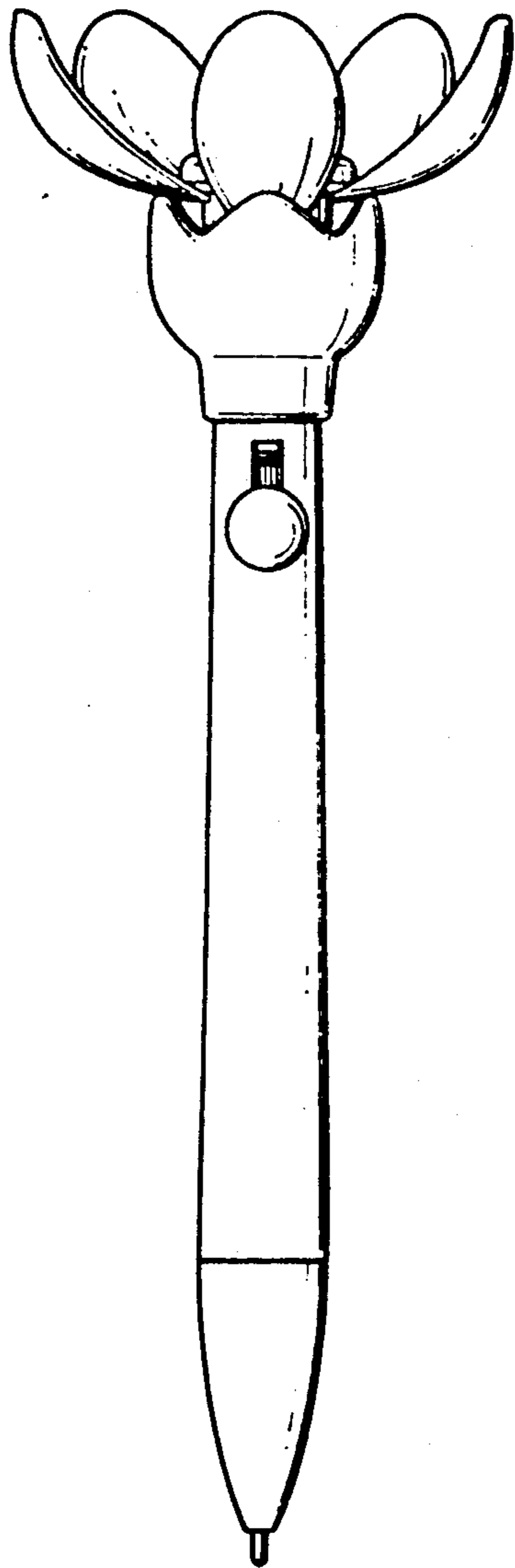


FIG. 2

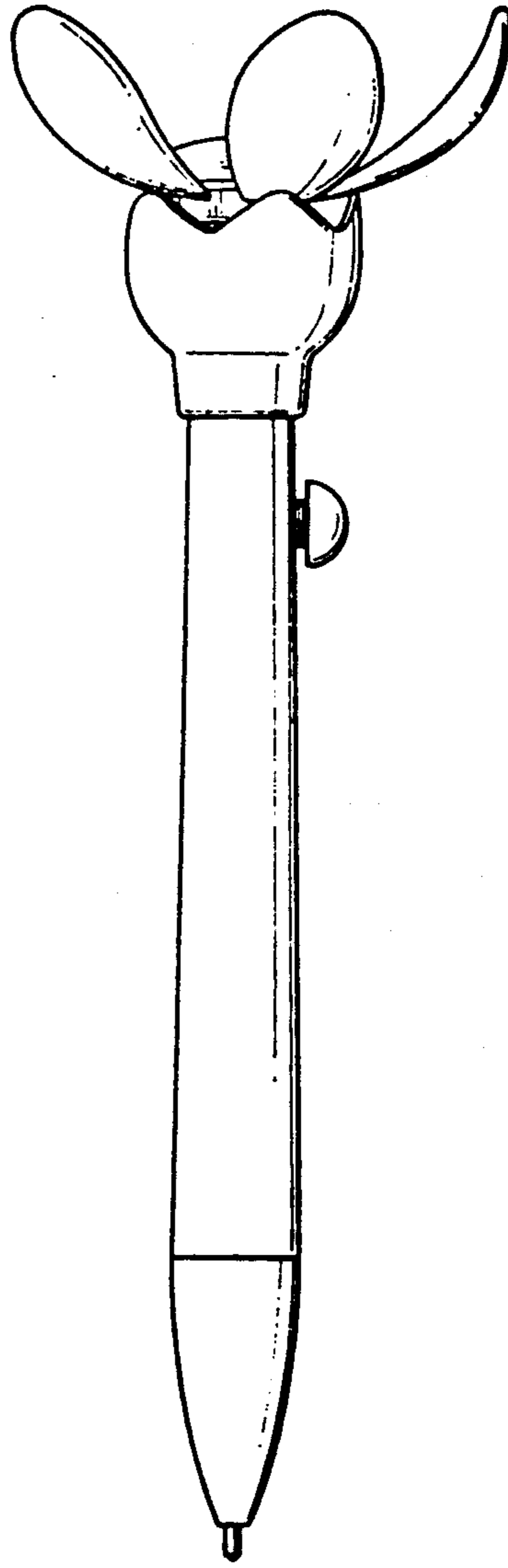


FIG.3

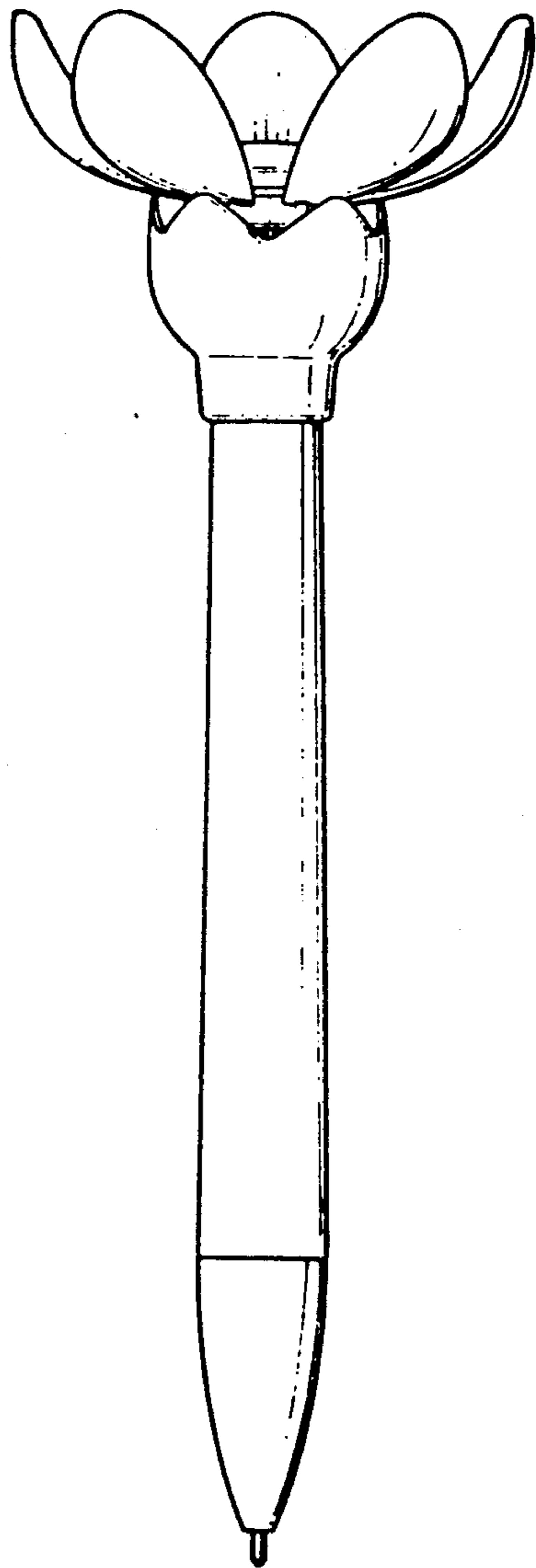


FIG.4




FIG.5




FIG.6

FIG.7

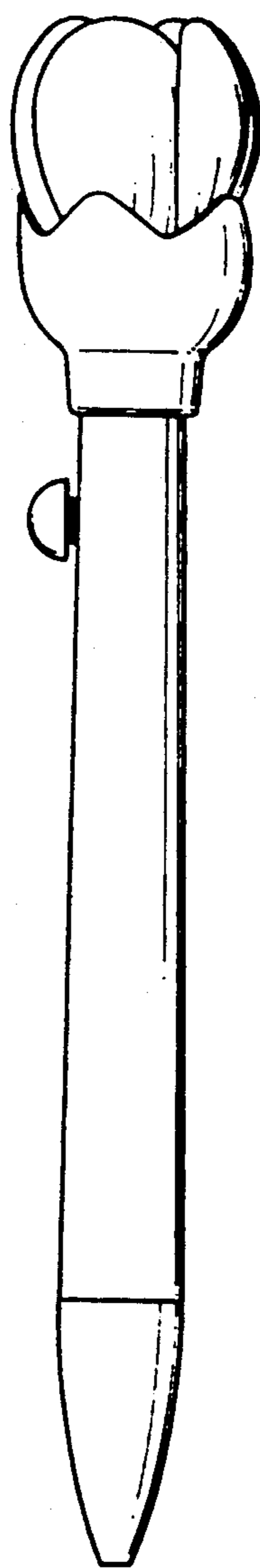
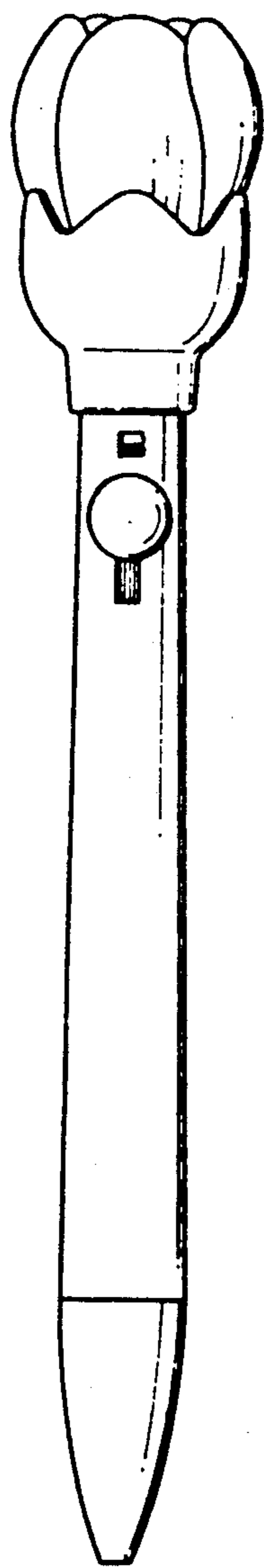


FIG.8

