



US00D328267S

# United States Patent [19] Constant

[11] Patent Number: Des. 328,267  
[45] Date of Patent: \*\* Jul. 28, 1992

[54] PNEUMATIC TIRE TREAD AND BUTTRESS

D. 303,363 9/1989 Graas ..... D12/147

[75] Inventor: Michel Constant, Bastogne, Belgium

[73] Assignee: The Goodyear Tire & Rubber Company, Akron, Ohio

[\*] Notice: The portion of the term of this patent subsequent to Jul. 28, 2006 has been disclaimed.

[\*\*] Term: 14 Years

[21] Appl. No.: 494,268

[22] Filed: Mar. 16, 1990

[30] Foreign Application Priority Data

Nov. 3, 1989 [DE] Fed. Rep. of Germany ..... M8907738.5

[52] U.S. Cl. .... D12/146

[58] Field of Search ..... D12/141-143, D12/145-151; 152/209 R, 209 B, 209 D

[56] References Cited

## U.S. PATENT DOCUMENTS

D. 266,919 11/1982 Bennett ..... D12/146  
D. 278,219 4/1985 Gray ..... D12/147  
D. 281,408 11/1985 Graas ..... D12/147

## OTHER PUBLICATIONS

1989 Tread Design Guide, p. 45, Kelly-Springfield Charger HR Tire, top center of page.

Primary Examiner—James M. Gandy  
Attorney, Agent, or Firm—T. P. Lewandowski; L. R. Drayer

## [57] CLAIM

The ornamental design for a pneumatic tire tread and buttress, as shown and described.

## DESCRIPTION

FIG. 1 is a perspective view of a pneumatic tire tread and buttress showing my new design, it being understood that the pattern is repeated throughout the circumference of the tread and buttress, the opposite side being substantially the same as that shown;

FIG. 2 is a front elevational view thereof;

FIG. 3 is an enlarged fragmentary side elevational view thereof; and,

FIG. 4 is an enlarged fragmentary side elevational view thereof opposite to that shown in FIG. 3.

The broken line showing of environmental structure in FIGS. 1, 3 and 4 of the drawing is for illustrative purposes only and forms no part of the claimed design.

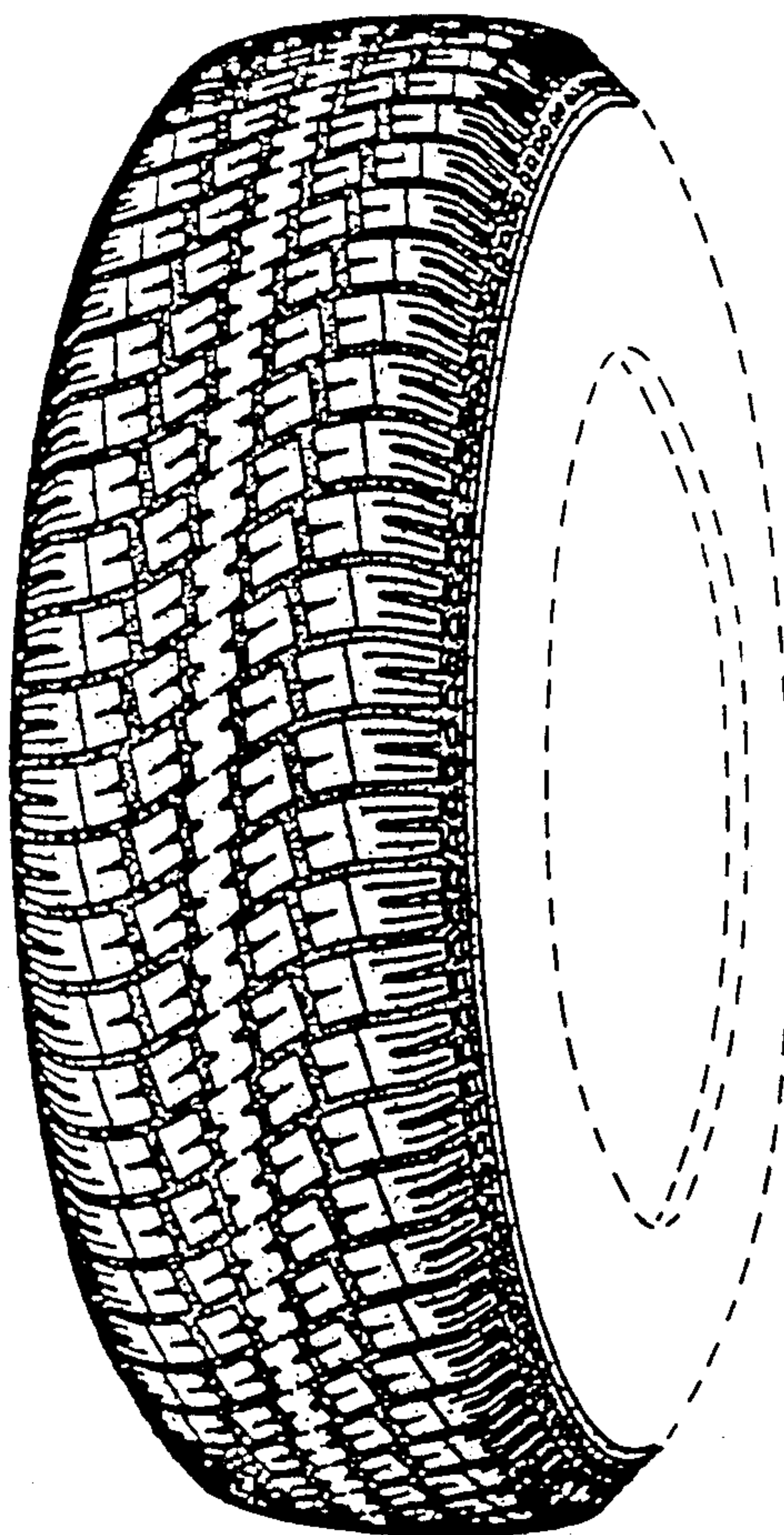


FIG. 1

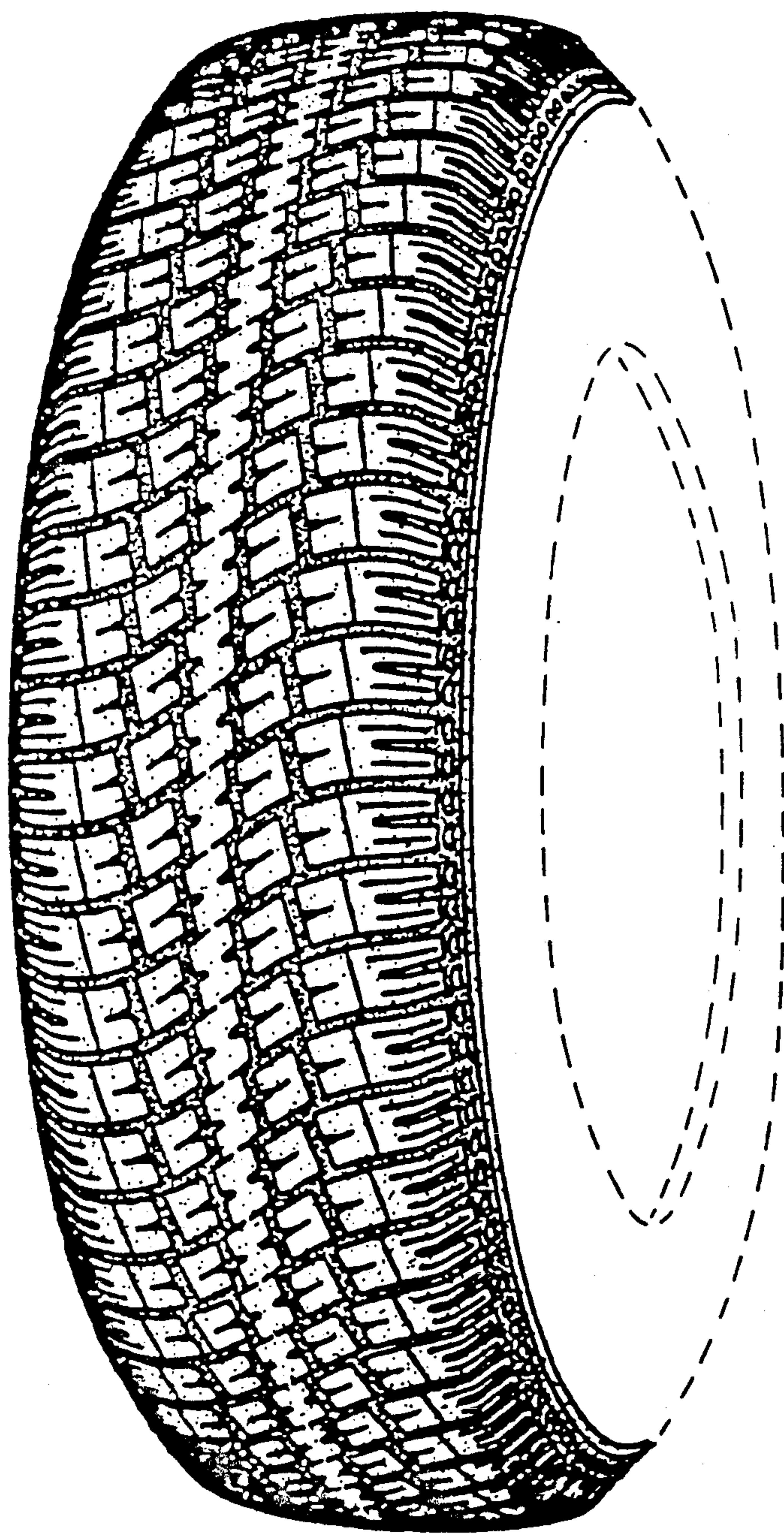




FIG. 2

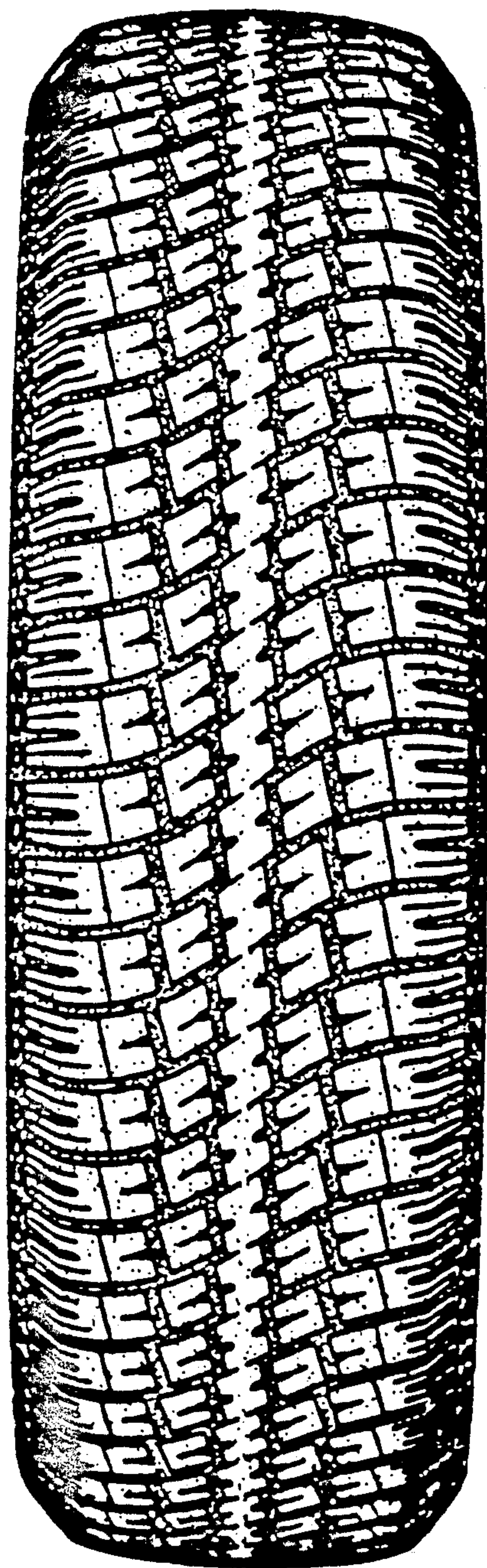


FIG. 3




FIG. 4

