



US00D328248S

# United States Patent [19]

[11] Patent Number: **Des. 328,248**

Ruff

[45] Date of Patent: **\*\* Jul. 28, 1992**

[54] DECORATIVE LIGHT PACKAGE

2,764,309 9/1956 Zelonka ..... 215/6 X

[76] Inventor: Edward H. Ruff, 770 Frontage Rd.,  
Suite 160, Northfield, Ill. 60093

3,731,792 5/1973 Rolston ..... 206/407 X

4,099,612 7/1978 Hanson ..... 206/45.19

4,215,779 8/1980 Vajtay ..... 206/421

4,603,784 8/1986 Chang ..... 215/10 X

4,742,951 5/1988 Kelly et al. .... 229/109 X

[\*\*] Term: 14 Years

[21] Appl. No.: 490,133

Primary Examiner—Bernard Ansher

Assistant Examiner—Prabhakar Deshmukh

[22] Filed: Mar. 7, 1990

Attorney, Agent, or Firm—Ross, Howison, Clapp &

[52] U.S. Cl. .... D9/418; D9/503;  
D9/428

Korn

### [57] CLAIM

[58] Field of Search ..... D9/428, 414, 424, 341,  
D9/337, 351, 353, 370, 388; 206/45.19,  
418-422; 215/6, 10; 220/4.01

The ornamental design for decorative light package, as shown and described.

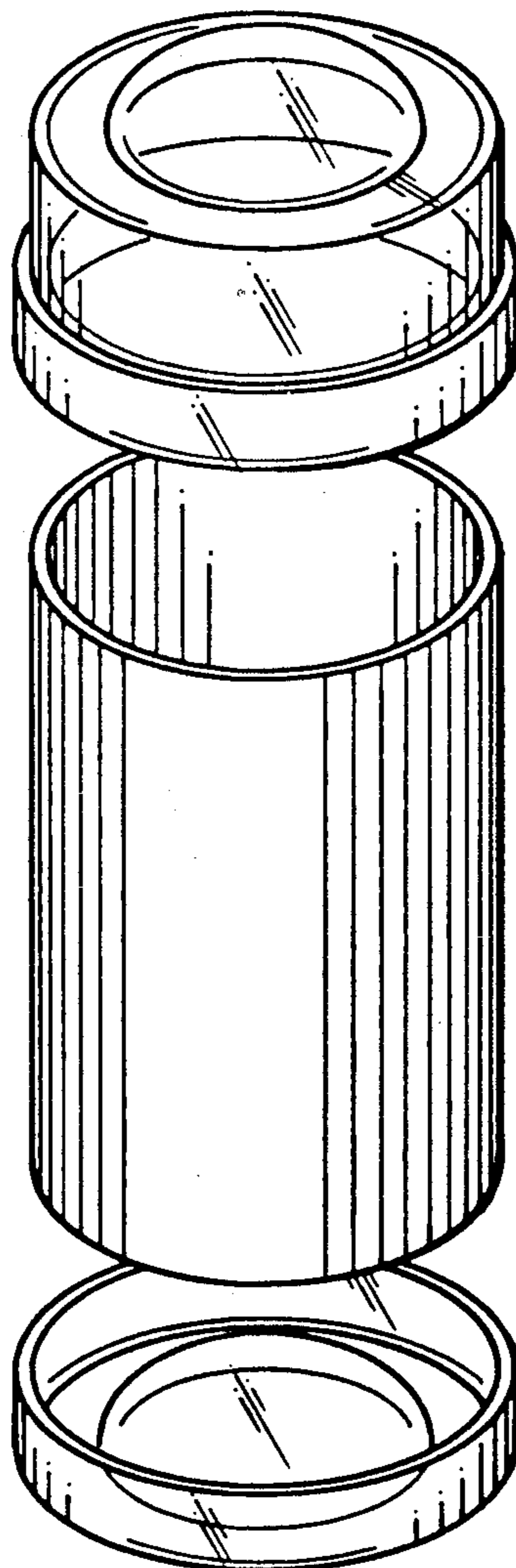
### DESCRIPTION

### [56] References Cited

#### U.S. PATENT DOCUMENTS

D. 5,206 8/1871 Kirchner ..... D9/353  
D. 155,564 10/1949 Ackerman ..... D9/347  
D. 289,143 4/1987 Guillaume ..... D9/353

FIG. 1 is an exploded perspective view of a decorative light package showing my new design; FIG. 2 is a front elevation view thereof; FIG. 3 is a top plan view thereof; and, FIG. 4 is a bottom plan view thereof.



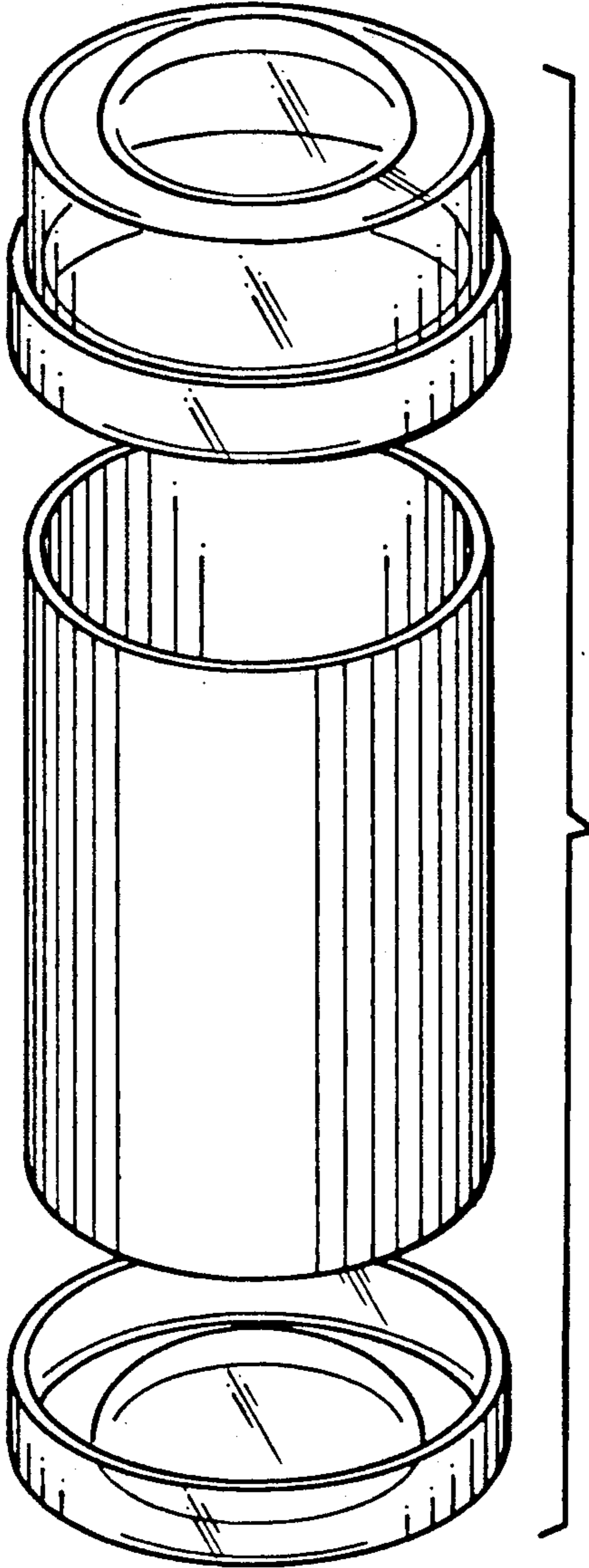


Fig. 1

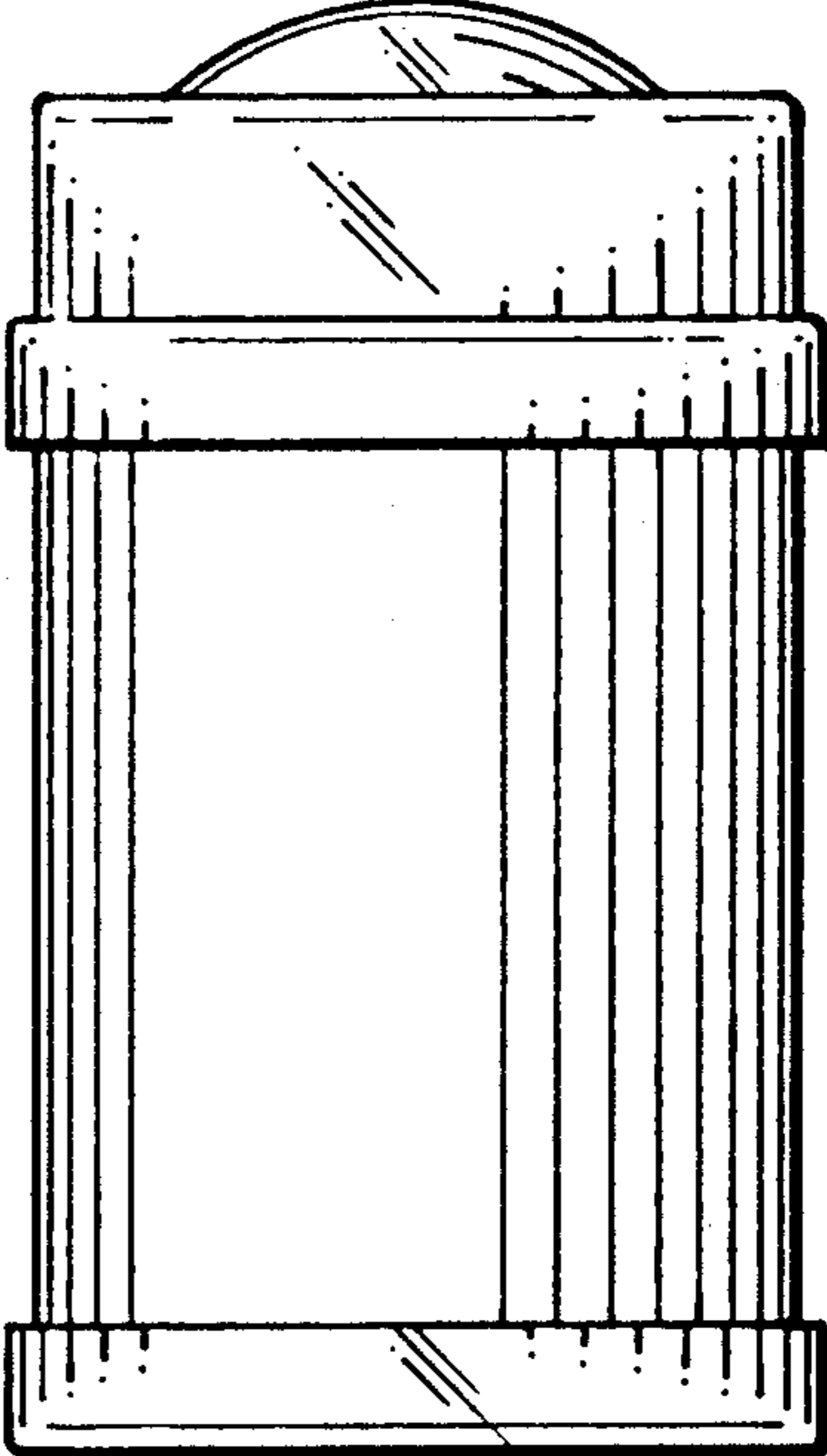


Fig. 2




Fig. 3

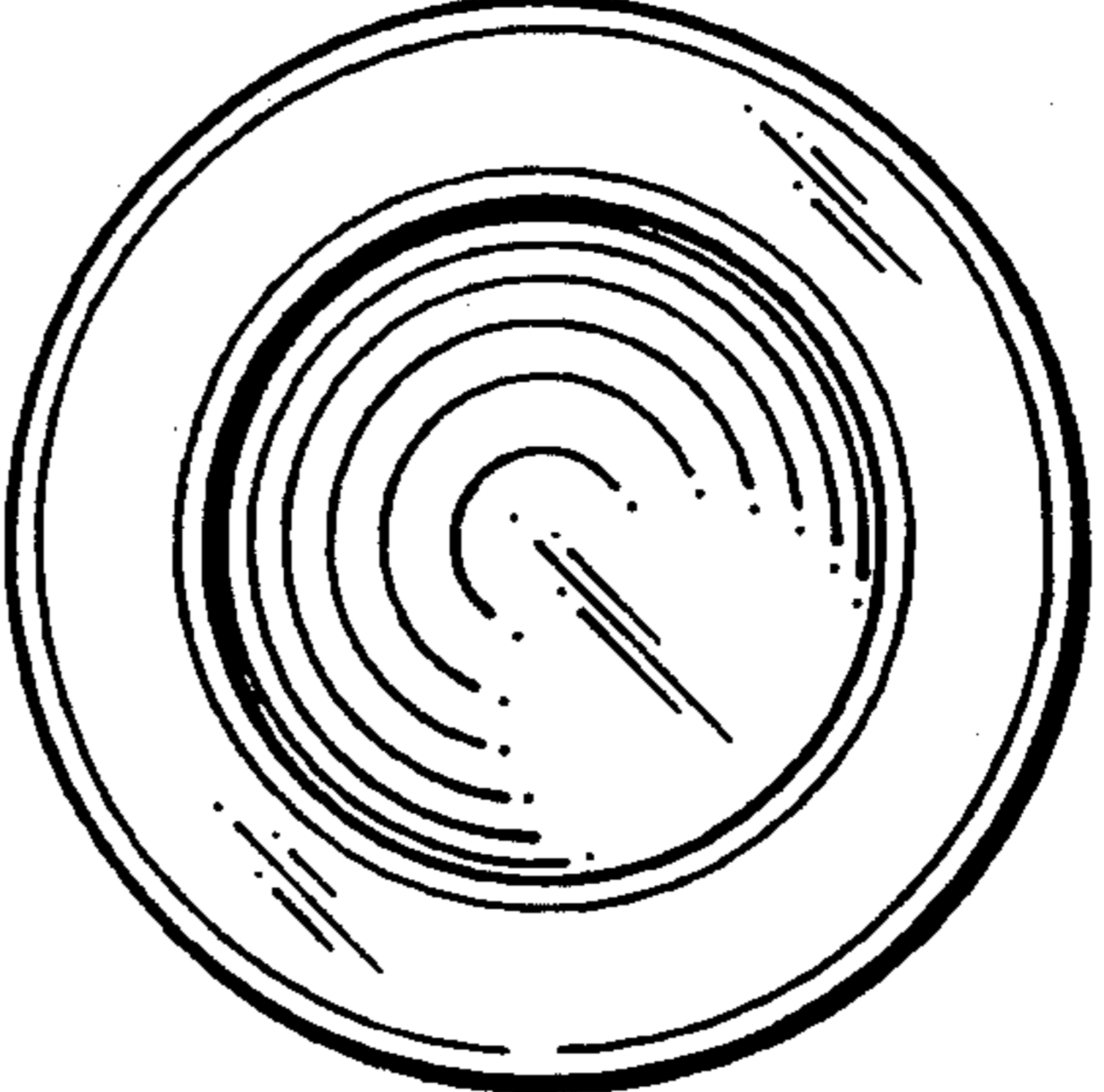


Fig. 4