



US00D328229S

United States Patent [19]

[11] Patent Number: **Des. 328,229**

Gmoch

[45] Date of Patent: **** Jul. 28, 1992**

[54] **BOX CUTTER**

[75] Inventor: **Richard Gmoch, Middletown, N.J.**

[73] Assignee: **Cosco Industries, Inc., Spring Valley, N.Y.**

[**] Term: **14 Years**

[21] Appl. No.: **548,066**

[22] Filed: **Jul. 5, 1990**

[52] U.S. Cl. **D8/99**

[58] Field of Search **D8/98, 99; 30/2, 136, 30/162, 163, 293, 335**

4,570,342	2/1986	Baum	30/162
4,631,829	12/1986	Schmidt et al.	30/294
4,675,996	6/1987	DuBuque	30/2
4,744,146	5/1988	Schmidt	30/162
4,748,743	6/1988	Anderson et al.	30/162

OTHER PUBLICATIONS

Exhibit A—Photographs of Tru-Kut box cutter and photocopies of packaging container for Tru-Kut box-cutter.).

Primary Examiner—Bernard Ansher
Assistant Examiner—Philip Hyder
Attorney, Agent, or Firm—Senniger, Powers, Leavitt & Roedel

[56] **References Cited**

U.S. PATENT DOCUMENTS

D. 177,615	5/1956	Cralle	D8/99
2,730,800	1/1956	Bailey	30/335
2,840,903	7/1958	Christensen	30/162
2,867,901	1/1959	Warnes	30/162
2,869,233	1/1959	Mahoney	30/162
2,984,003	5/1961	Minton	30/162
3,195,231	7/1965	Lightburn	30/2
3,406,447	10/1968	Travlos	30/2
3,525,152	8/1970	Fattori	30/2
3,621,570	11/1971	Kolde	30/162
3,624,901	1/1971	Pettit	30/90.4
3,898,733	8/1975	Cormier	30/90.4
3,999,290	12/1976	Wood	D8/99
4,028,758	6/1977	O'Connor	30/162
4,081,903	4/1978	Cormier	30/90.6
4,167,810	8/1979	Gilbert	30/2
4,433,484	2/1984	Antisdell et al.	30/90.4

[57] **CLAIM**

The ornamental design for a box cutter, as shown and described.

DESCRIPTION

FIG. 1 is a front elevational view of a box cutter showing my new design;
FIG. 2 is a right side elevational view thereof;
FIG. 3 is a left side elevational view thereof;
FIG. 4 is a rear elevational view thereof;
FIG. 5 is a top plan view thereof;
FIG. 6 is a bottom plan view thereof;
FIG. 7 is an exploded front elevational view thereof; and,
FIG. 8 is an exploded top plan view thereof.
The broken line showing of the razor blade is for illustrative purposes only and forms no part of the claimed design.

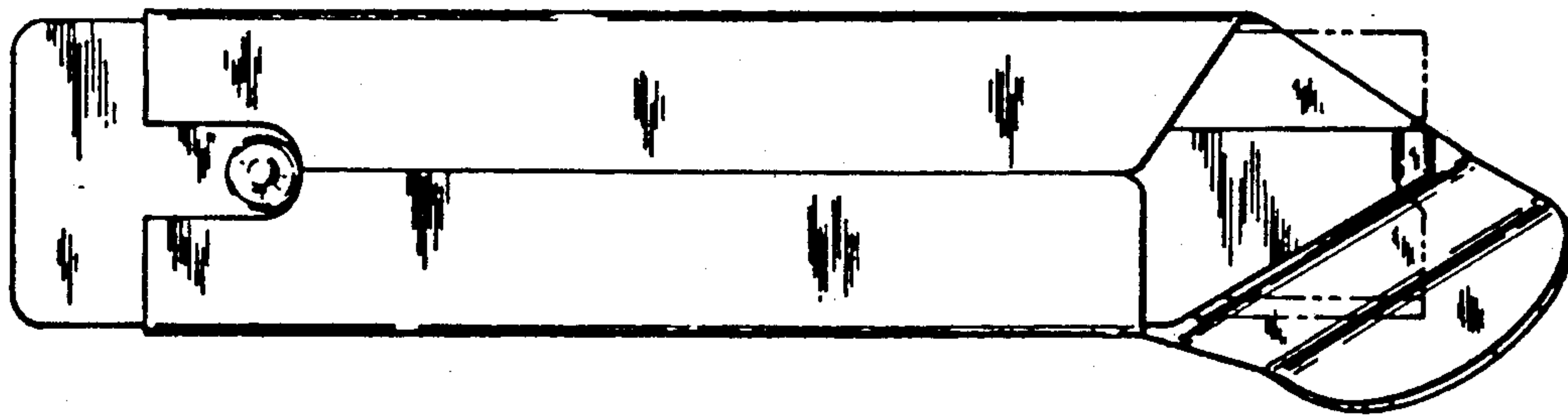


FIG. 1

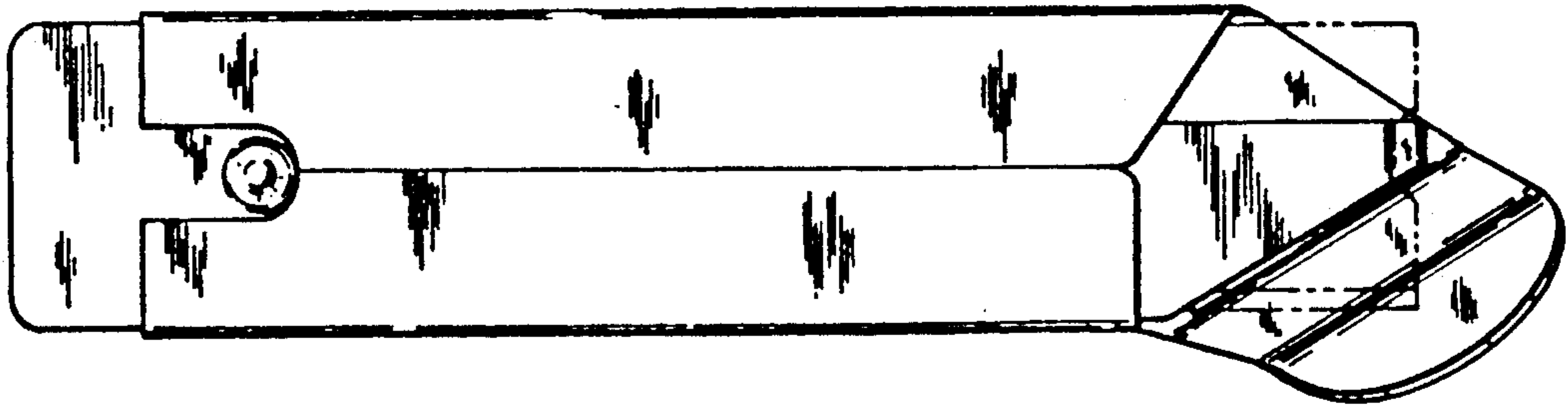


FIG. 2

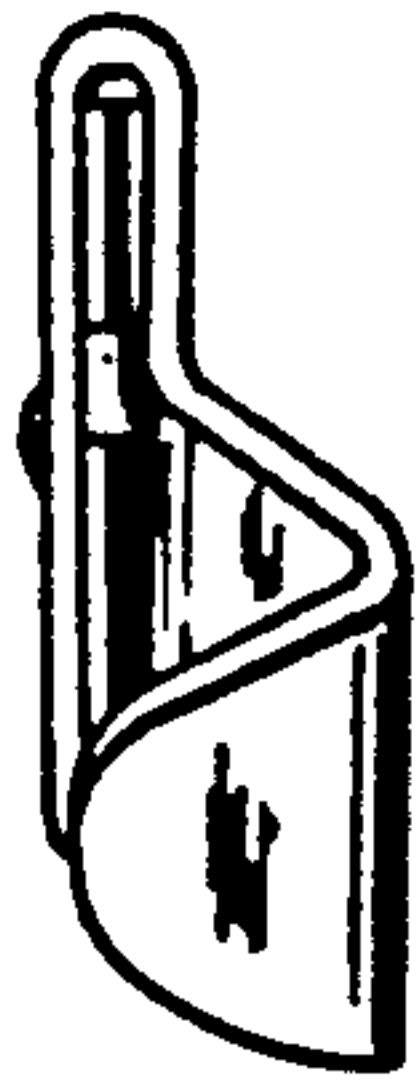


FIG. 3



FIG. 4




FIG. 5



FIG. 6



FIG. 7

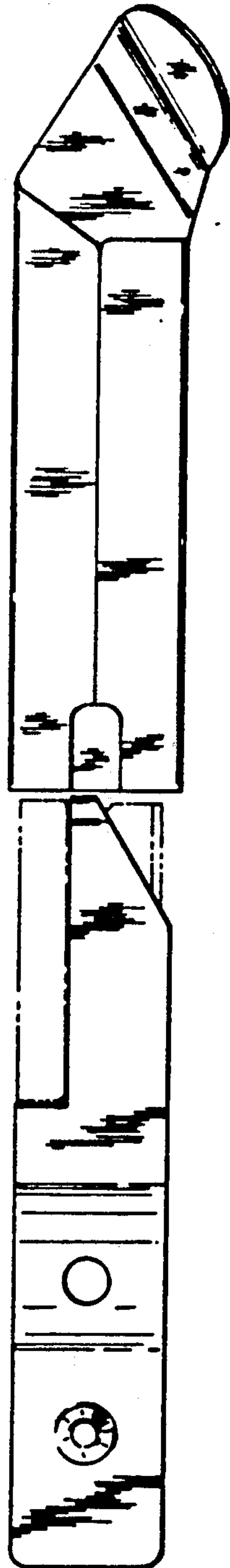


FIG. 8

