



US00D328205S

# United States Patent [19]

[11] Patent Number: **Des. 328,205**

Callon

[45] Date of Patent: **\*\* Jul. 28, 1992**

[54] **DISPLAY RACK**

[75] Inventor: **Floyd R. Callon, Punta Gorda, Fla.**

[73] Assignee: **Dymment Limited, Canada**

[\*\*] Term: **14 Years**

[21] Appl. No.: **483,418**

[22] Filed: **Feb. 22, 1990**

D. 148,074	12/1947	Katz	.....	D6/473 X
D. 186,748	11/1959	Crone	.....	D6/459
D. 193,645	9/1962	Doerr	.....	D6/459
D. 194,447	1/1963	Brooks	.....	D6/460 X
D. 221,571	8/1971	Stevens	.....	D6/459
228,812	6/1880	Greenbaum	.....	312/135
D. 236,923	9/1975	Kinzie	.....	D6/459
D. 250,150	11/1978	Ganz	.....	D6/457
943,454	12/1909	Pecoy	.....	211/131 X
4,678,089	7/1987	Lang	.....	211/205 X

**Related U.S. Application Data**

[63] Continuation-in-part of Ser. No. 167,622, Mar. 10, 1988, Pat. No. Des. 319,938, which is a continuation-in-part of Ser. No. 764,849, Aug. 12, 1985, Pat. No. Des. 295,812.

[52] U.S. Cl. .... **D6/459; D6/476**

[58] Field of Search ..... **D6/396, 405, 449, 455-461, D6/467, 468, 475, 476; 211/13, 131, 133, 205, 163, 188; 248/523**

[56] **References Cited**

**U.S. PATENT DOCUMENTS**

D. 86,289 2/1932 Sutliff ..... **D6/459 X**

*Primary Examiner*—Donald P. Walsh

*Assistant Examiner*—Jeffrey Asch

*Attorney, Agent, or Firm*—Ruden, Barnett, McClosky, Smith, Schuster & Russell

[57] **CLAIM**

The ornamental design for a display rack, as shown and described.


**DESCRIPTION**

FIG. 1 is a perspective view of a display rack showing my new design;

FIG. 2 is a typical side elevational view thereof;

FIG. 3 is a top plan view thereof; and,

FIG. 4 is a bottom plan view thereof.



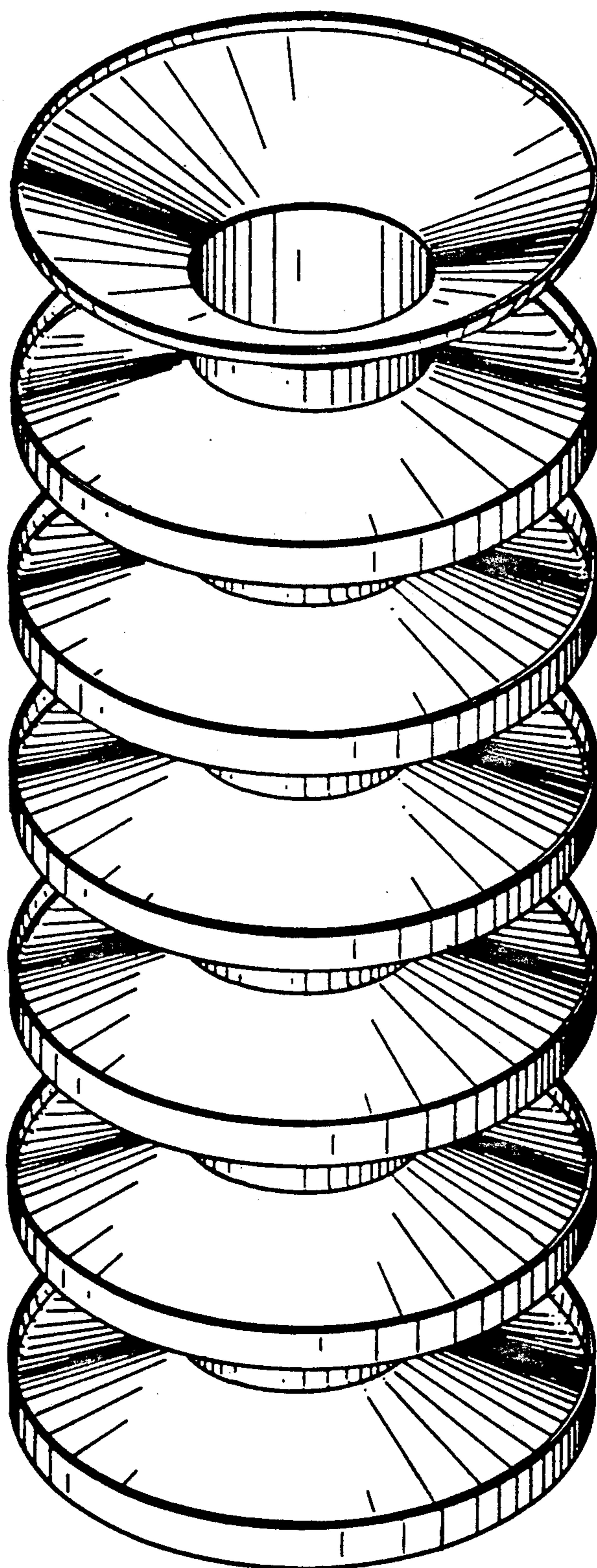


FIG. 1

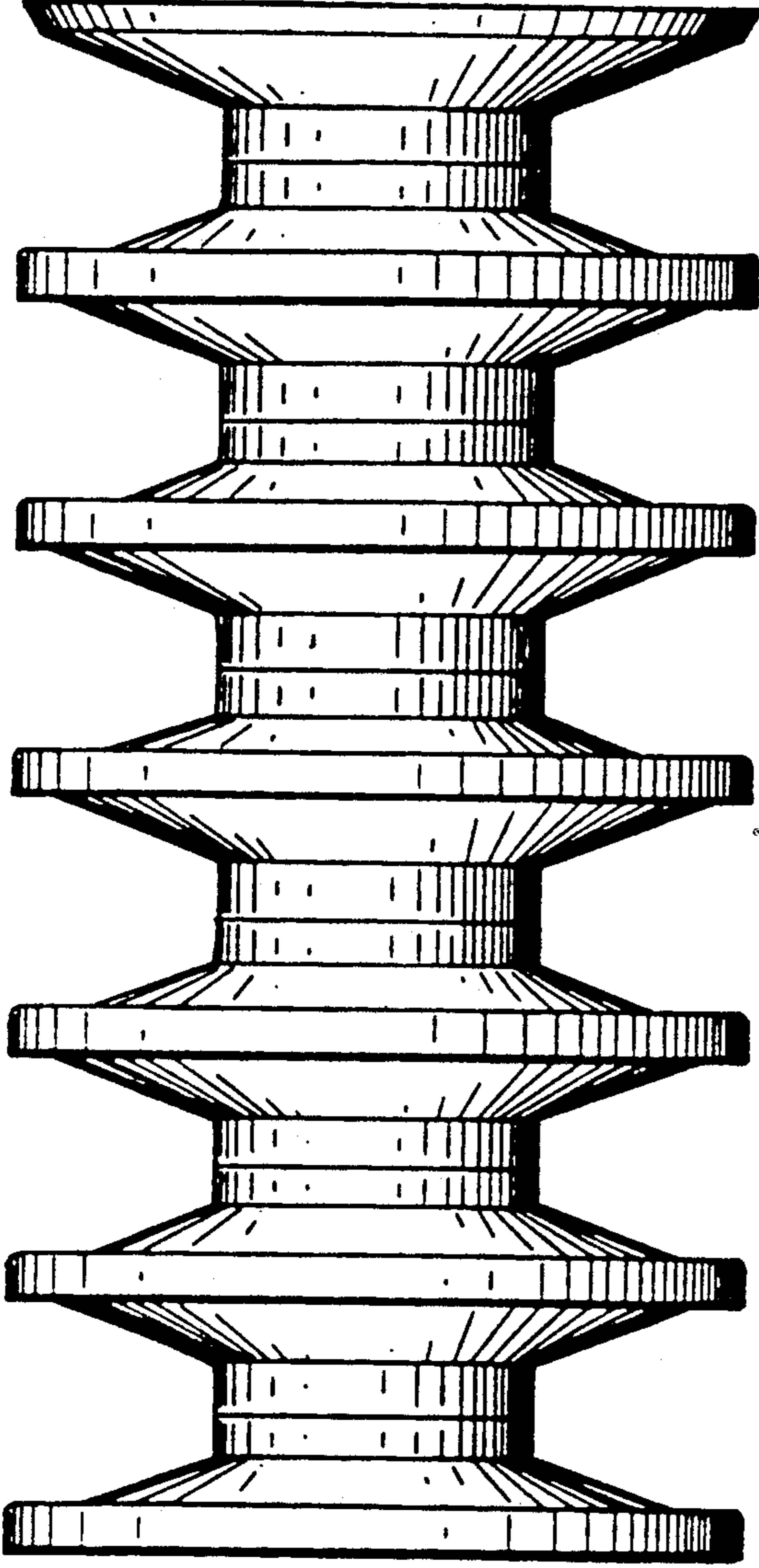


FIG. 2

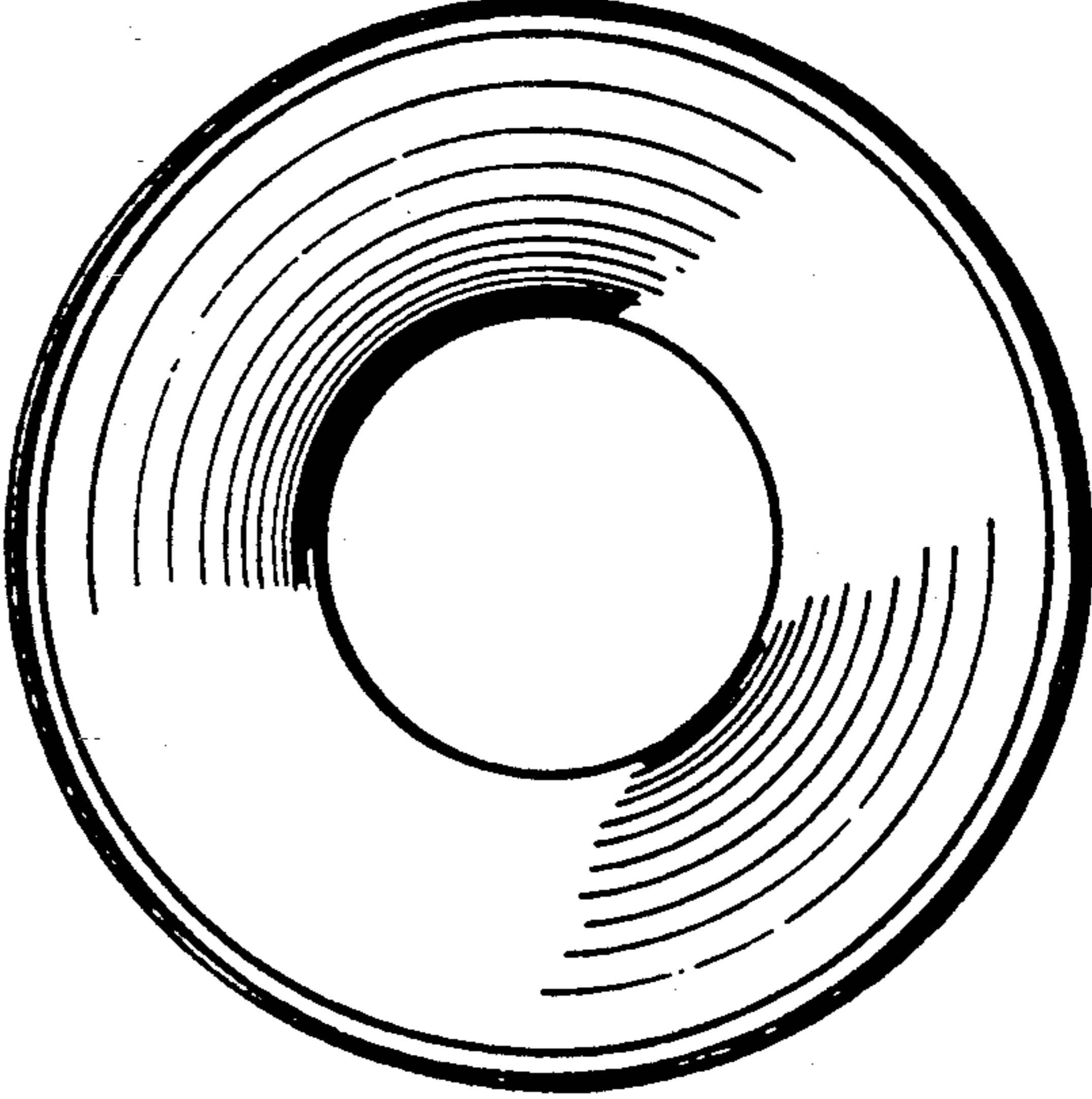


FIG. 3

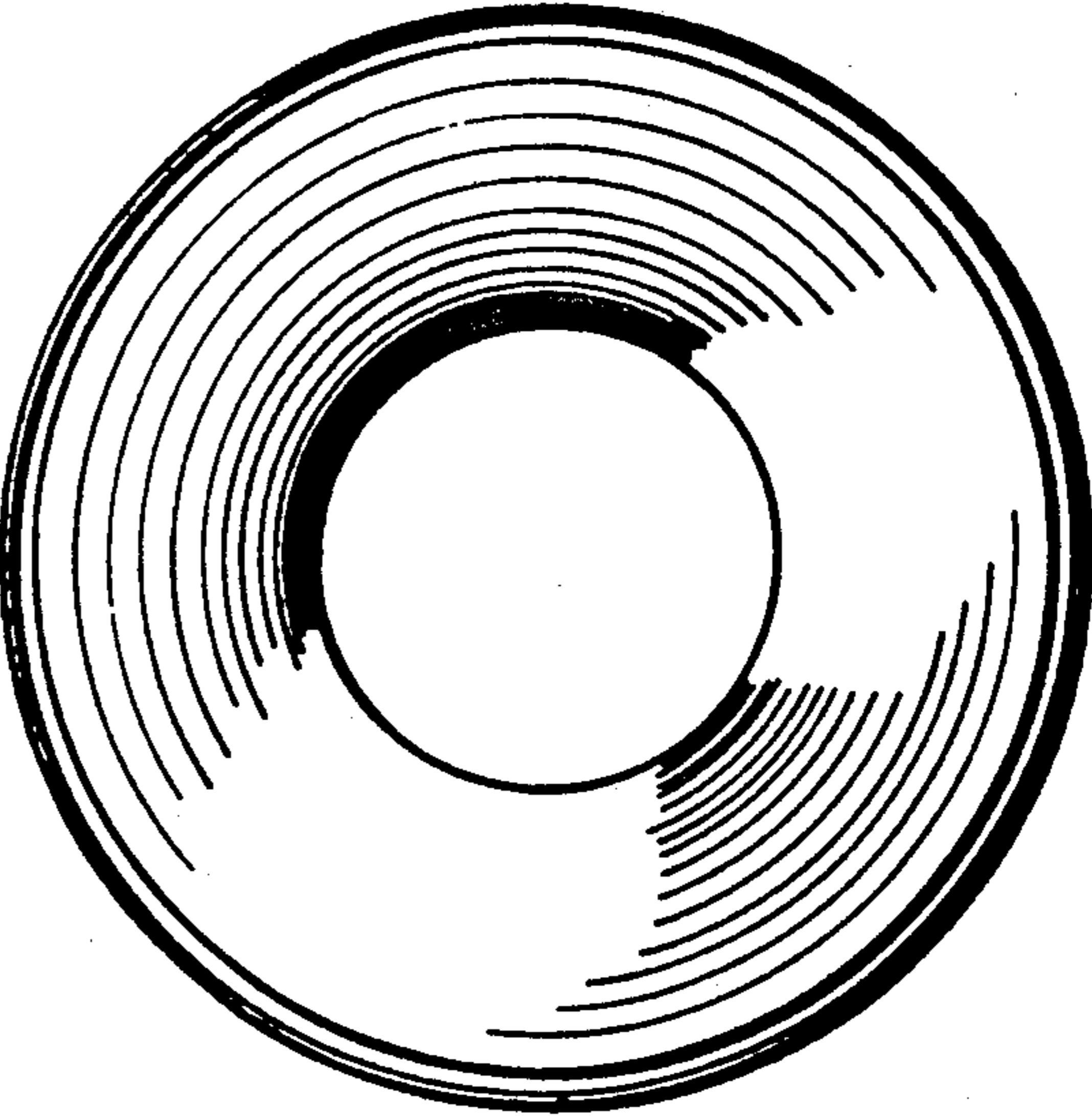


FIG. 4