



US00D328197S

United States Patent [19]

Braxton, III

[11] Patent Number: Des. 328,197

[45] Date of Patent: ** Jul. 28, 1992

[54] GLIDER

[75] Inventor: Vance P. Braxton, III, Farmington, Mo.

[73] Assignee: Jack-Post Corporation, Buchanan, Mich.

[**] Term: 14 Years

[21] Appl. No.: 383,313

[22] Filed: Jul. 20, 1989

[52] U.S. Cl. D6/347; D6/334; D6/344; D6/346; D6/370; D6/500; D6/501; D6/502

[58] Field of Search D6/329, 332, 333, 335, D6/336, 338, 346, 347, 349, 354, 356, 358, 364, 365, 366, 370, 374, 375, 418, 477, 484; D34/39

[56] References Cited

U.S. PATENT DOCUMENTS

| | | | | |
|------------|---------|----------------|-------|----------|
| D. 99,530 | 5/1936 | Spencer | | D6/376 |
| D. 103,956 | 4/1937 | Rink | | D6/347 |
| D. 141,705 | 6/1945 | Slaughter | | D6/347 |
| D. 147,766 | 10/1947 | Smith | | D6/347 |
| D. 149,900 | 6/1948 | Mock | | D6/346 |
| D. 154,356 | 7/1949 | Allmand | | D6/347 |
| D. 165,835 | 2/1952 | Glass | | D6/370 X |
| D. 259,308 | 5/1981 | Sroub | | D6/347 |
| 298,490 | 11/1888 | Pomeroy et al. | .. | |

OTHER PUBLICATIONS

Jack-Post Corp. Cat., © 1984, "Fiesta Royale Glider", upper left corner of page.

Jack-Post Corp. Cat., "Glider Chair", center of page.

Goshen Cat., "Glide Settee", center of page.

Double Glider by Behlen Mfg. Co.

Glider by Iron Mountain Forge.

Glider by Cardinal American Holiday Club WGL-10V.

Glider by Cardinal American Holiday Club Model WGL-10.

Glider by Cardinal American Patio Mates GL-10.

Glider by Oakwood Manufacturing Inc.

Glider by Flanders Industries.

Glider by Jack-Post Corporation Model FRGL.

Primary Examiner—Donald P. Walsh

Assistant Examiner—Monica A. Hannon

Attorney, Agent, or Firm—Arnold, White & Durkee

[57] CLAIM

The ornamental design for a glider, as shown and described.

DESCRIPTION

FIG. 1 is a front perspective view of a glider showing out new design;


FIG. 2 is an end elevational view, the opposite end being a mirror image thereof;

FIG. 3 is a front elevational view thereof;

FIG. 4 is a rear elevational view thereof;

FIG. 5 is a top plan view thereof; and,

FIG. 6 is a bottom plan view thereof.



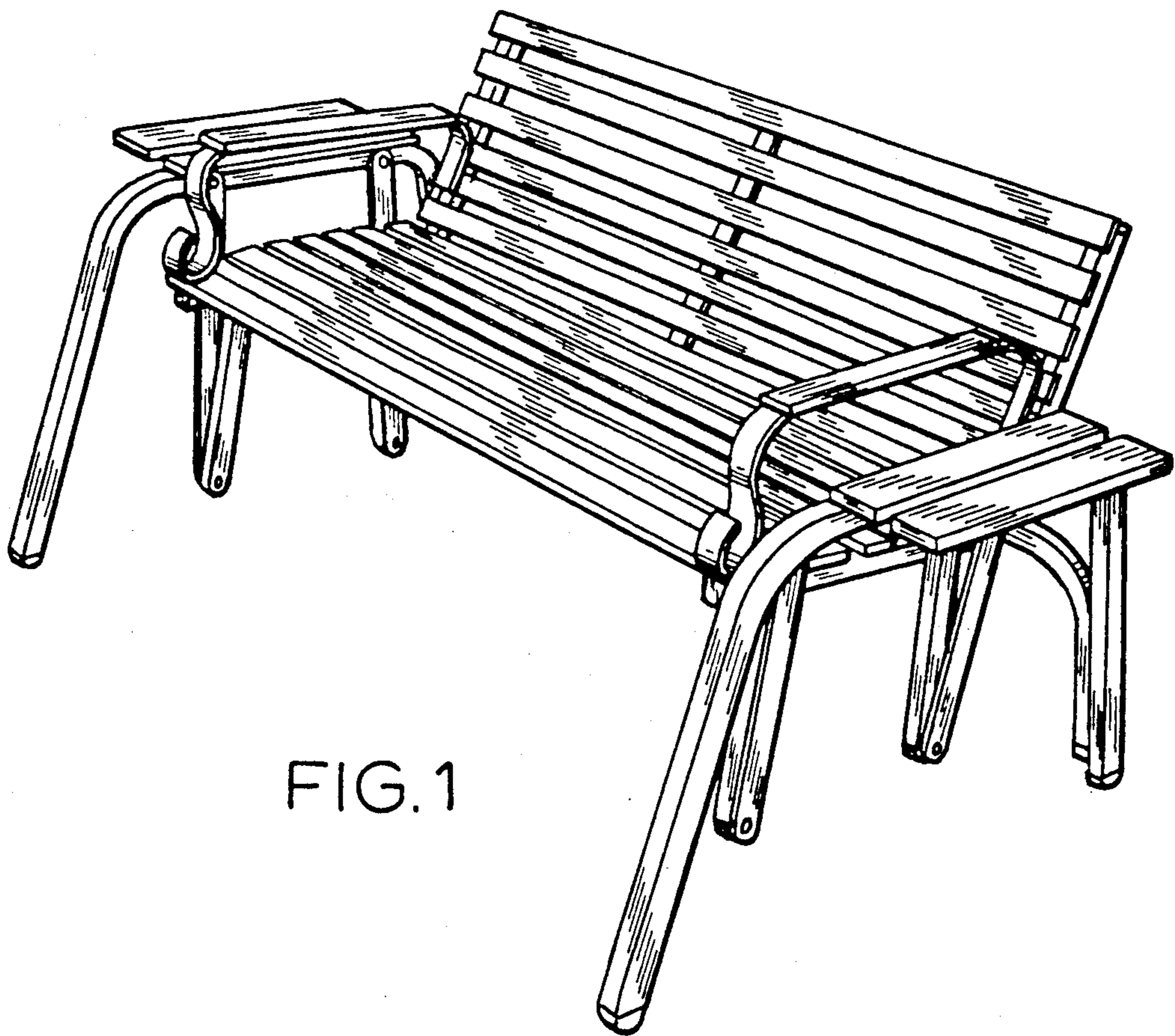


FIG. 1

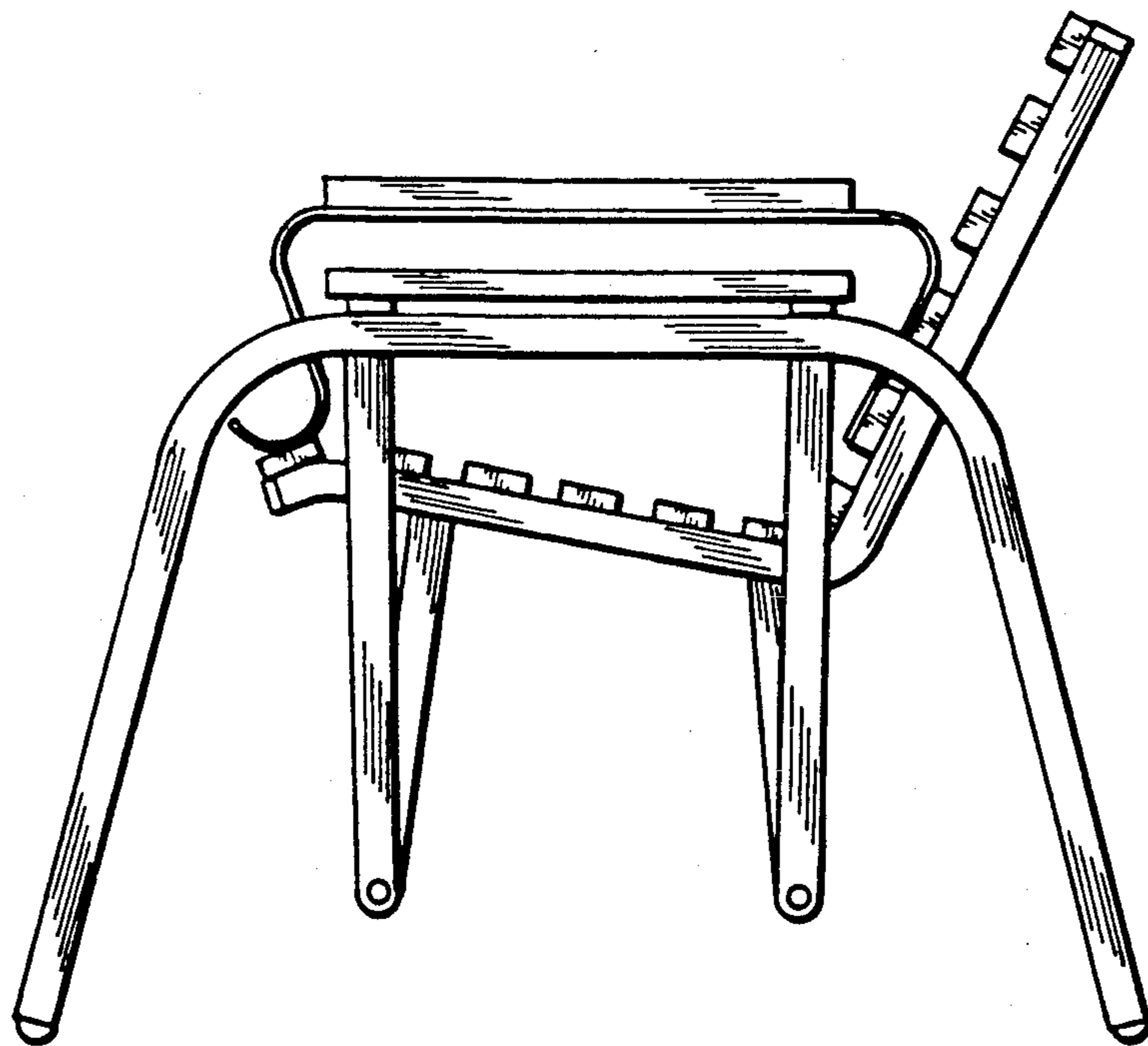


FIG. 2

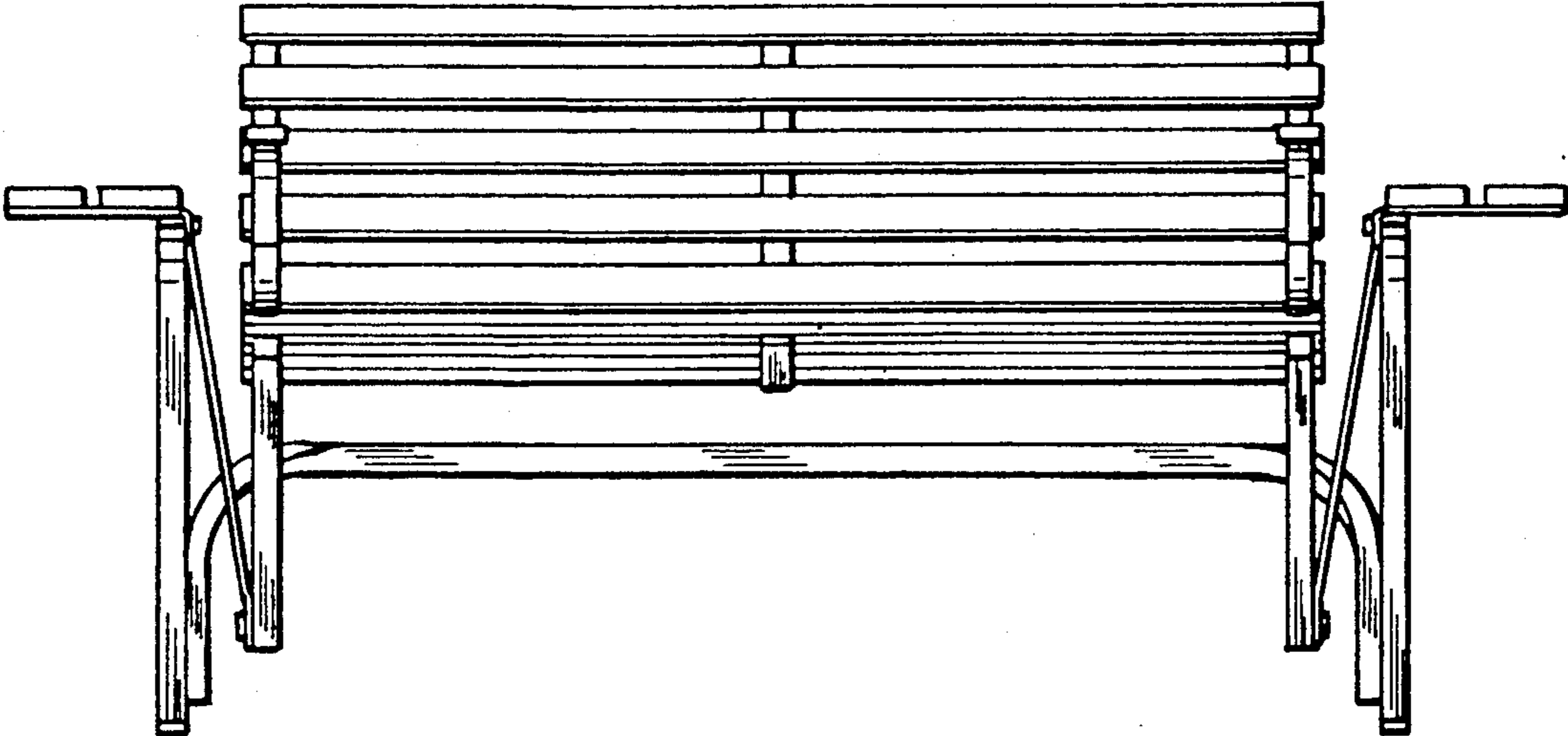


FIG. 3




FIG. 4

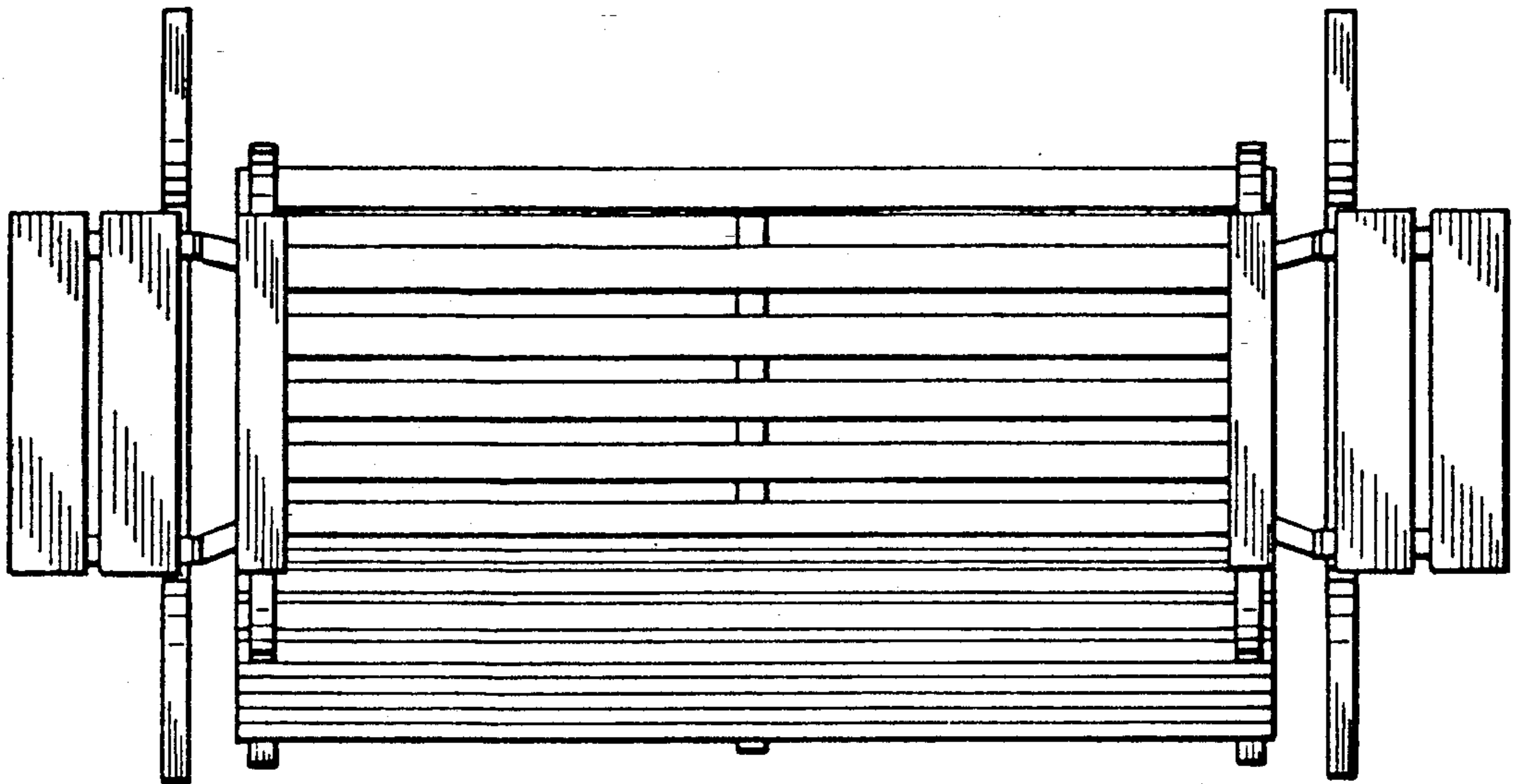


FIG. 5

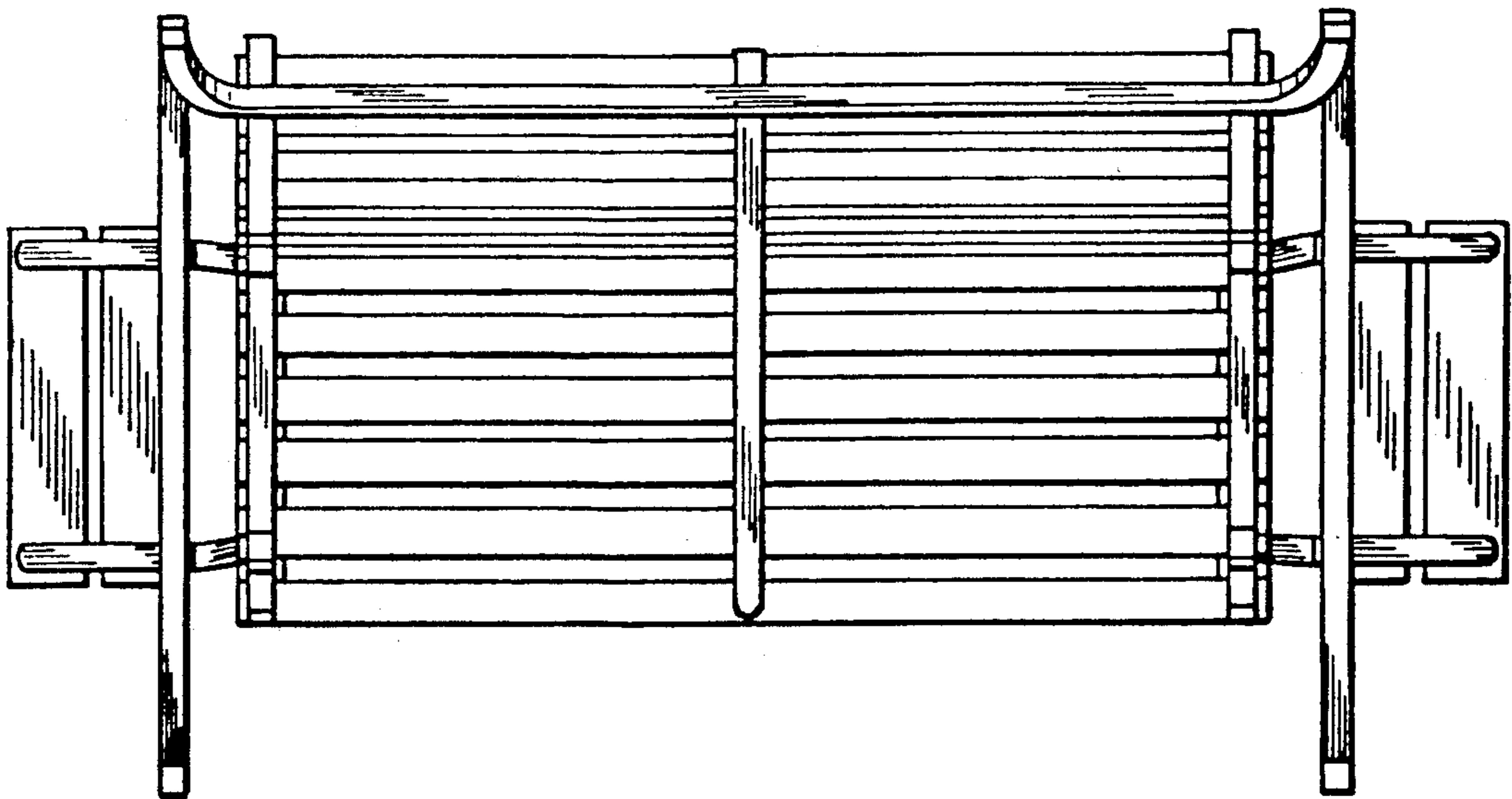


FIG. 6