



US00D328194S

United States Patent [19]

[11] Patent Number: **Des. 328,194**

Garrison

[45] Date of Patent: **** Jul. 28, 1992**

[54] **GARMENT HANGER AND ADJUSTABLE CLIPS THEREFOR**

4,746,039 5/1988 Batts et al. .

4,826,056 5/1989 Duester et al. 223/96

[75] Inventor: **Judd F. Garrison, Grand Rapids, Mich.**

FOREIGN PATENT DOCUMENTS

0288683 2/1953 Switzerland 223/91

[73] Assignee: **Batts, Inc., Zeeland, Mich.**

Primary Examiner—**B. J. Bullock**

Attorney, Agent, or Firm—**Price, Heneveld, Cooper, DeWitt & Litton**

[**] Term: **14 Years**

[21] Appl. No.: **629,201**

[57] CLAIM

The ornamental design for a garment hanger and adjustable clips therefor, as shown and described.

[22] Filed: **Dec. 18, 1990**

[52] U.S. Cl. **D6/317; D6/326**

[58] Field of Search **D6/315, 326, 328, 317; D8/395; 211/113, 119; 24/511; 223/85, 95, 96, 86-94**

DESCRIPTION

FIG. 1 is a front perspective view of a garment hanger and adjustable clips therefor showing my new design; FIG. 2 is a front elevational view thereof, the rear being a mirror image;

FIG. 3 is a left end elevational view thereof, the right end being substantially a mirror image;

FIG. 4 is a top plan view thereof; and,

FIG. 5 is a bottom plan view thereof.

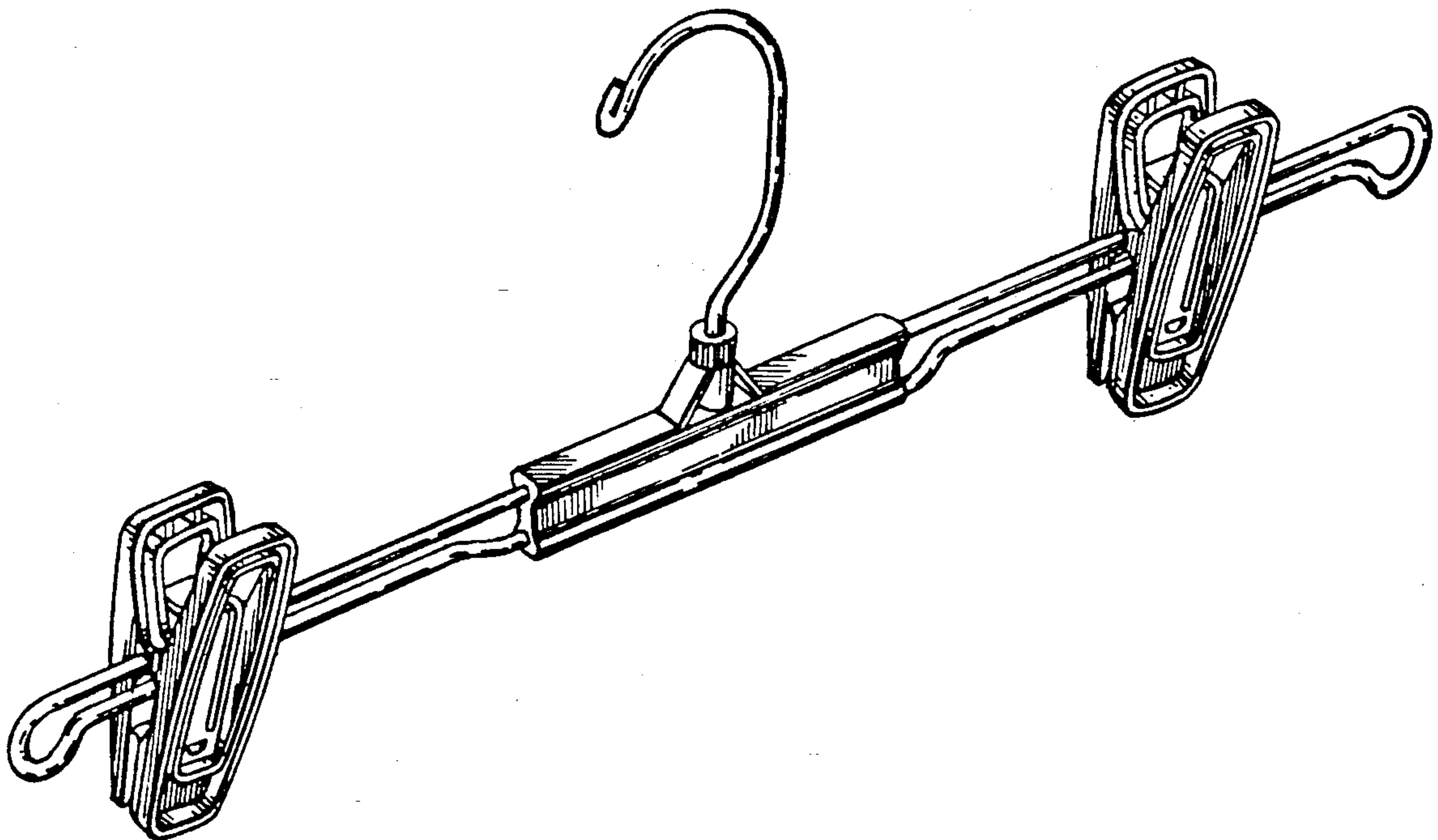
[56] References Cited

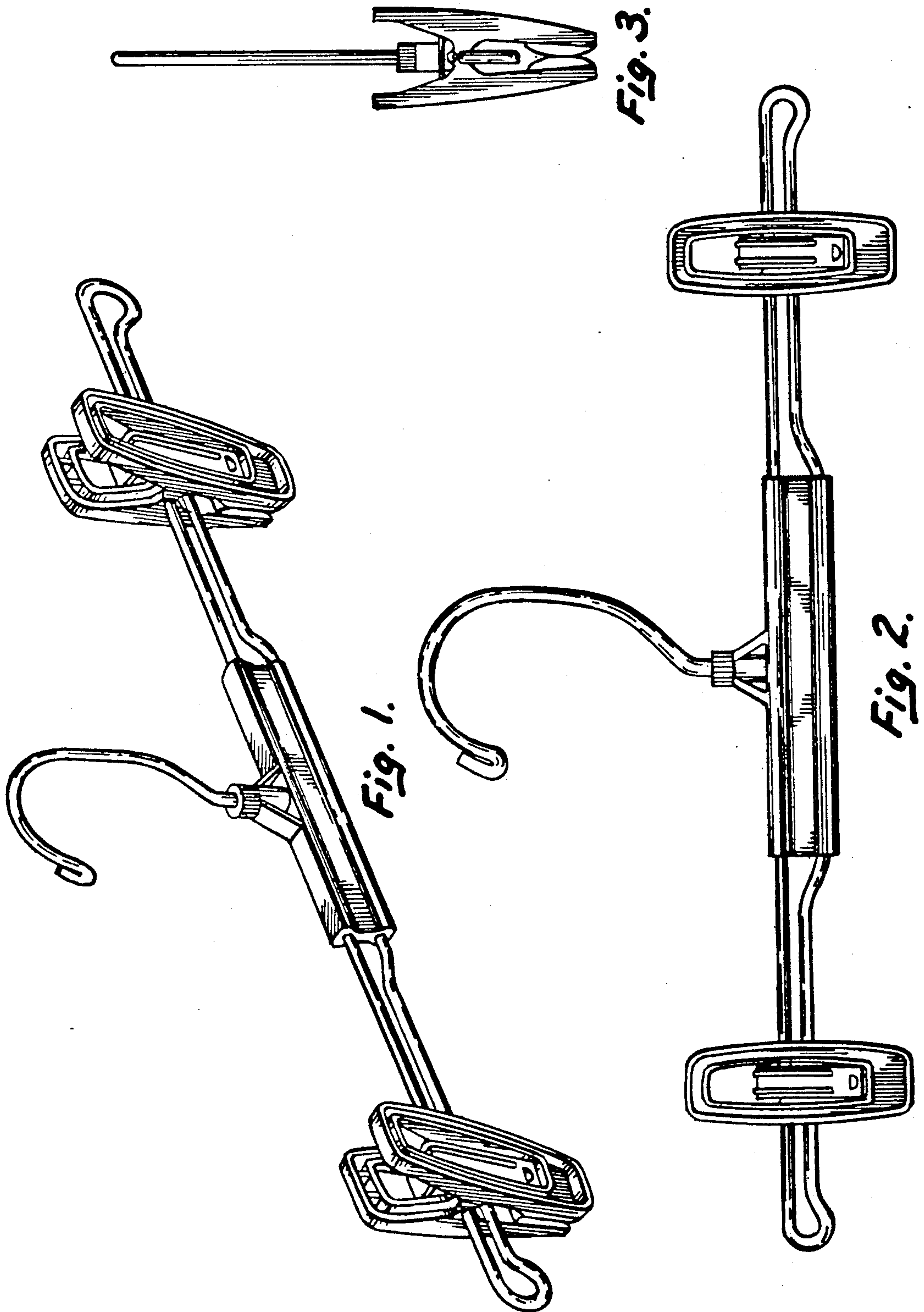
U.S. PATENT DOCUMENTS

D. 297,286 8/1988 Blanchard D6/326

4,395,799 8/1983 Batts .

4,446,996 5/1984 Garrison .





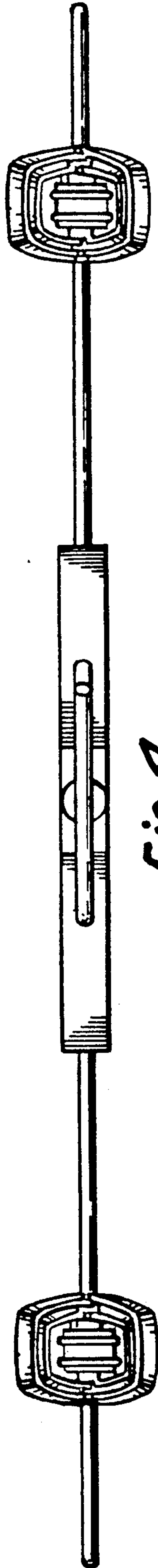


Fig. 4.

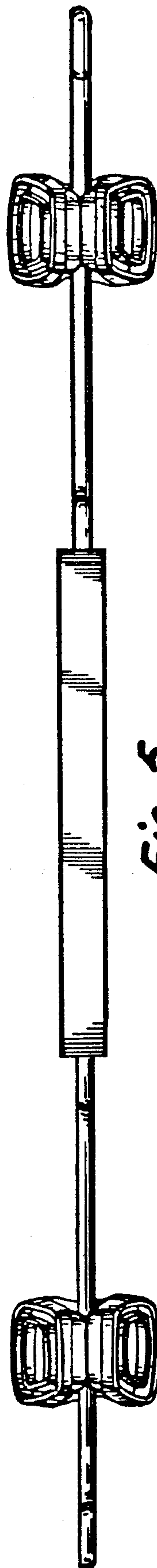


Fig. 5.