



US00D328189S

United States Patent [19]

[11] Patent Number: **Des. 328,189**

Hillinger

[45] Date of Patent: **** Jul. 28, 1992**

[54] **TOOL CASE**

[75] Inventor: **George Hillinger, Los Angeles, Calif.**

[73] Assignee: **Alltrade, Inc., Commerce, Calif.**

[**] Term: **14 Years**

[21] Appl. No.: **601,059**

[22] Filed: **Oct. 22, 1990**

[52] U.S. Cl. **D3/78; D3/30.1**

[58] Field of Search **D3/78, 39, 76, 73, 30.1; D9/337; 190/100, 118, 109, 111, 112, 115, 119; 206/386**

[56] **References Cited**

U.S. PATENT DOCUMENTS

| | | | | |
|------------|--------|-----------|-------|---------|
| D. 194,338 | 1/1963 | Harty | | D3/76 X |
| D. 220,470 | 4/1971 | Lewis | | D9/337 |
| D. 314,665 | 2/1991 | Wu et al. | | D3/78 X |
| D. 318,367 | 7/1991 | Chen | | D3/78 X |
| 3,305,076 | 2/1967 | Fleenor | | D3/73 X |
| 4,938,326 | 7/1990 | Pfeiffer | | 190/109 |

Primary Examiner—A. Hugo Word
Assistant Examiner—Paula A. Mortimer
Attorney, Agent, or Firm—Edgar W. Averill, Jr.

[57] **CLAIM**

The ornamental design for a tool case, as shown and described.

DESCRIPTION

FIG. 1 is a front perspective view of a tool case showing my new design;
FIG. 2 is a front elevational view thereof;
FIG. 3 is a side elevational view thereof;
FIG. 4 is an opposite side elevational view thereof;
FIG. 5 is a top plan view thereof;
FIG. 6 is a bottom plan view thereof;
FIG. 7 is a rear elevational view thereof; and,
FIG. 8 is a perspective view in an open position, the broken line showing of the tool holding elements are for illustrative purposes only and form no part of the claimed design.




FIG. 1.




FIG. 5.



FIG. 3.



FIG. 2.

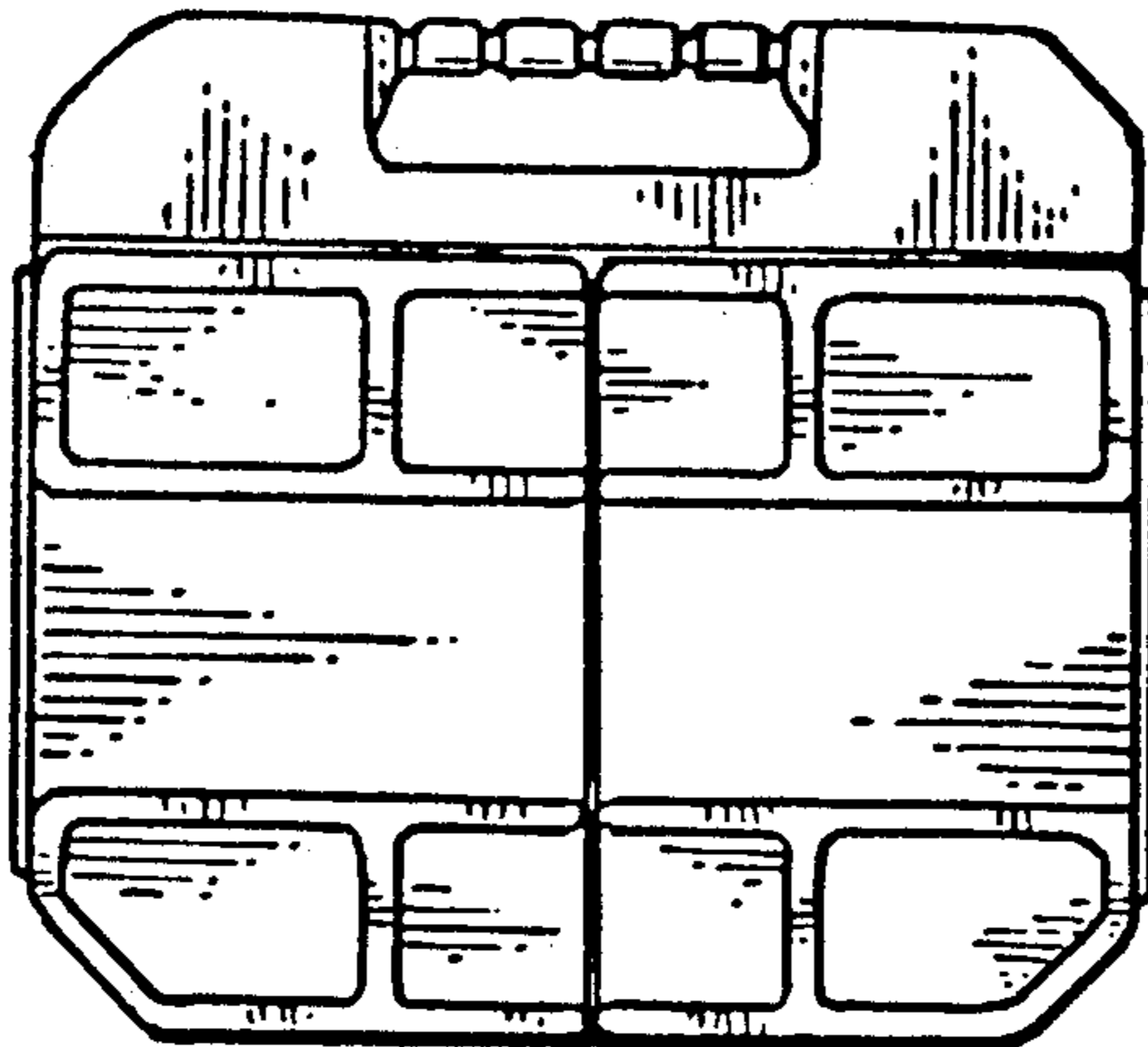


FIG. 4.



FIG. 7.

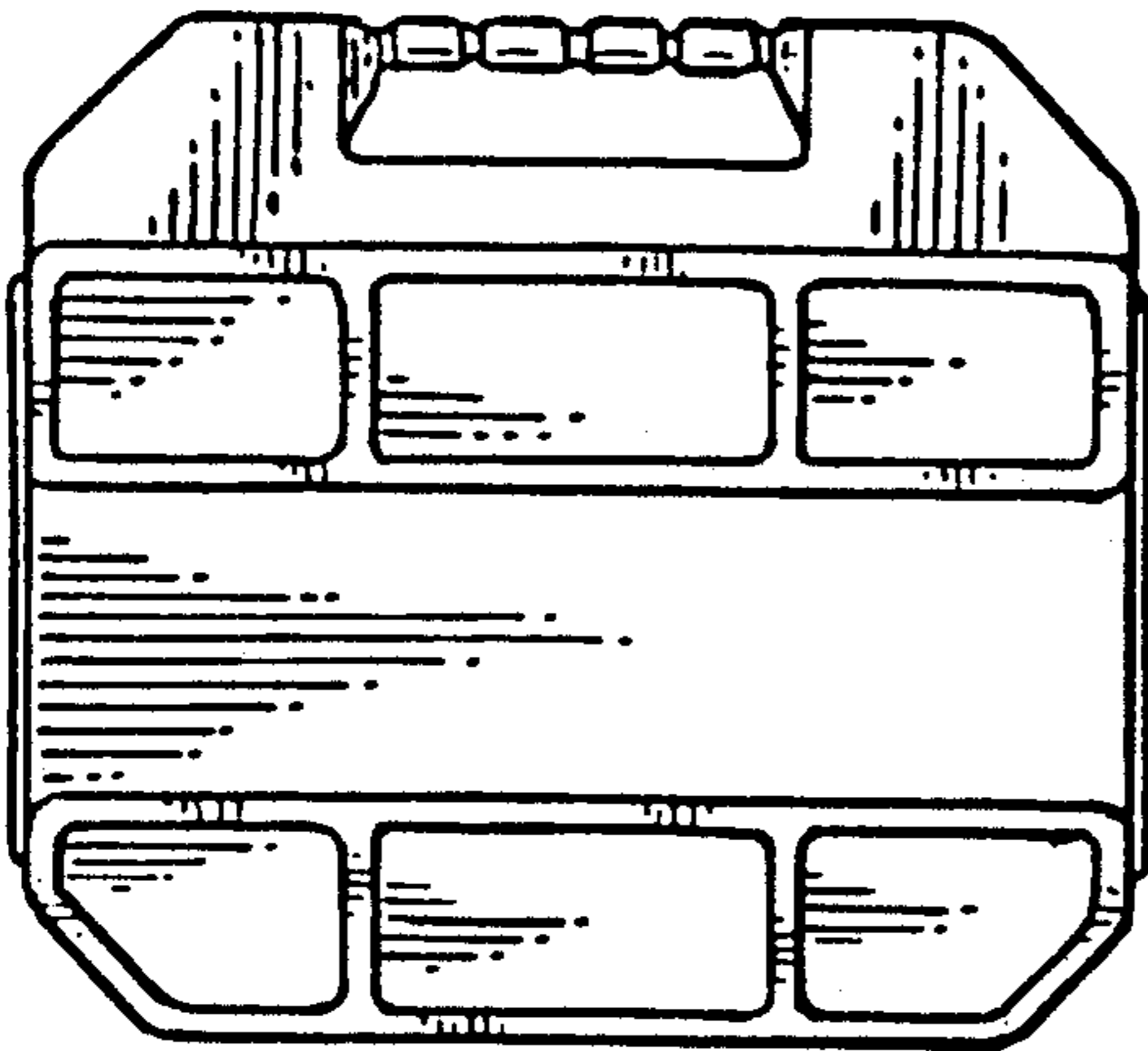


FIG. 6.



FIG. 8.

