



US00D328181S

United States Patent [19]

[11] Patent Number: **Des. 328,181**

White et al.

[45] Date of Patent: **** Jul. 28, 1992**

[54] **COMFORT PAD FOR A CHILD'S CAR SEAT**

4,131,102	12/1978	Polly, Jr.	2/16	X
4,707,861	11/1987	Lavoie et al.	2/16	
4,741,574	5/1988	Weightman et al.	297/482	
4,921,273	5/1990	Weightman et al.	297/482	X

[76] Inventors: **Marjorie I. White**, 202 Kline St., Dragon Run, Bear, Del. 19701;
Bonita A. Owens, 1505 Ayre St., Wilmington, Del. 19804

Primary Examiner—A. Hugo Word
Assistant Examiner—Paula A. Mortimer
Attorney, Agent, or Firm—Leon Gilden

[**] Term: **14 Years**

[57] **CLAIM**

[21] Appl. No.: **278,937**

The ornamental design for a comfort pad for a child's car seat, as shown and described.

[22] Filed: **Dec. 2, 1988**

[52] U.S. Cl. **D2/639**

[58] Field of Search D2/639, 630; 297/482, 297/483, 485, 488; 2/338, DIG. 6, 16, 170, 24, 23, 268; D28/78; 280/751, 801, 805, 808

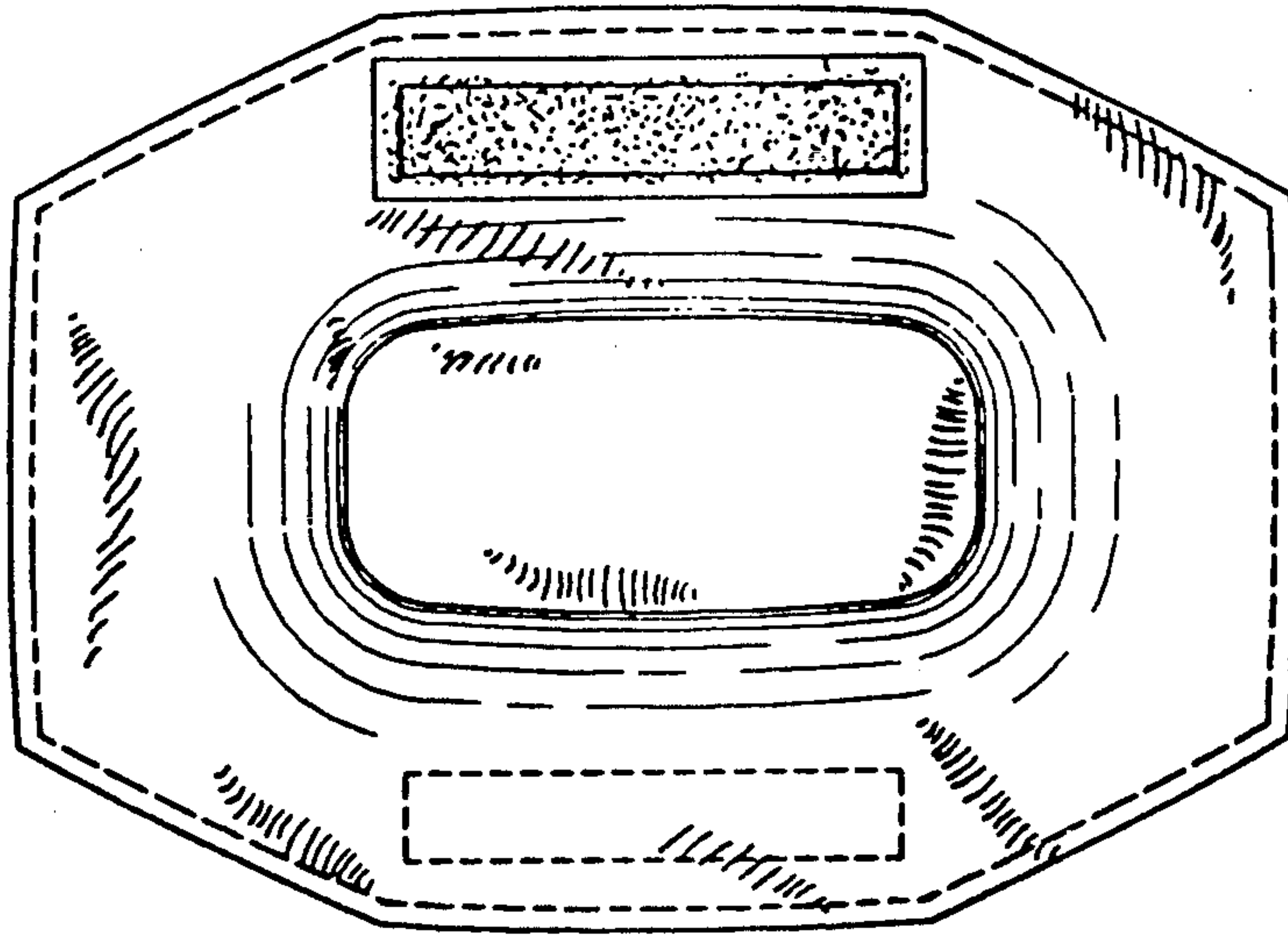
DESCRIPTION

[56] **References Cited**

U.S. PATENT DOCUMENTS

832,536	10/1906	Coupe	2/24
3,052,886	9/1962	White	2/268

FIG. 1 is a front elevational view of a comfort pad for a child's car seat showing our new design;
FIG. 2 is a rear elevational view thereof;
FIG. 3 is a left side elevational view thereof;
FIG. 4 is a right side elevational view thereof;
FIG. 5 is a top plan view thereof; and,
FIG. 6 is a bottom plan view thereof.



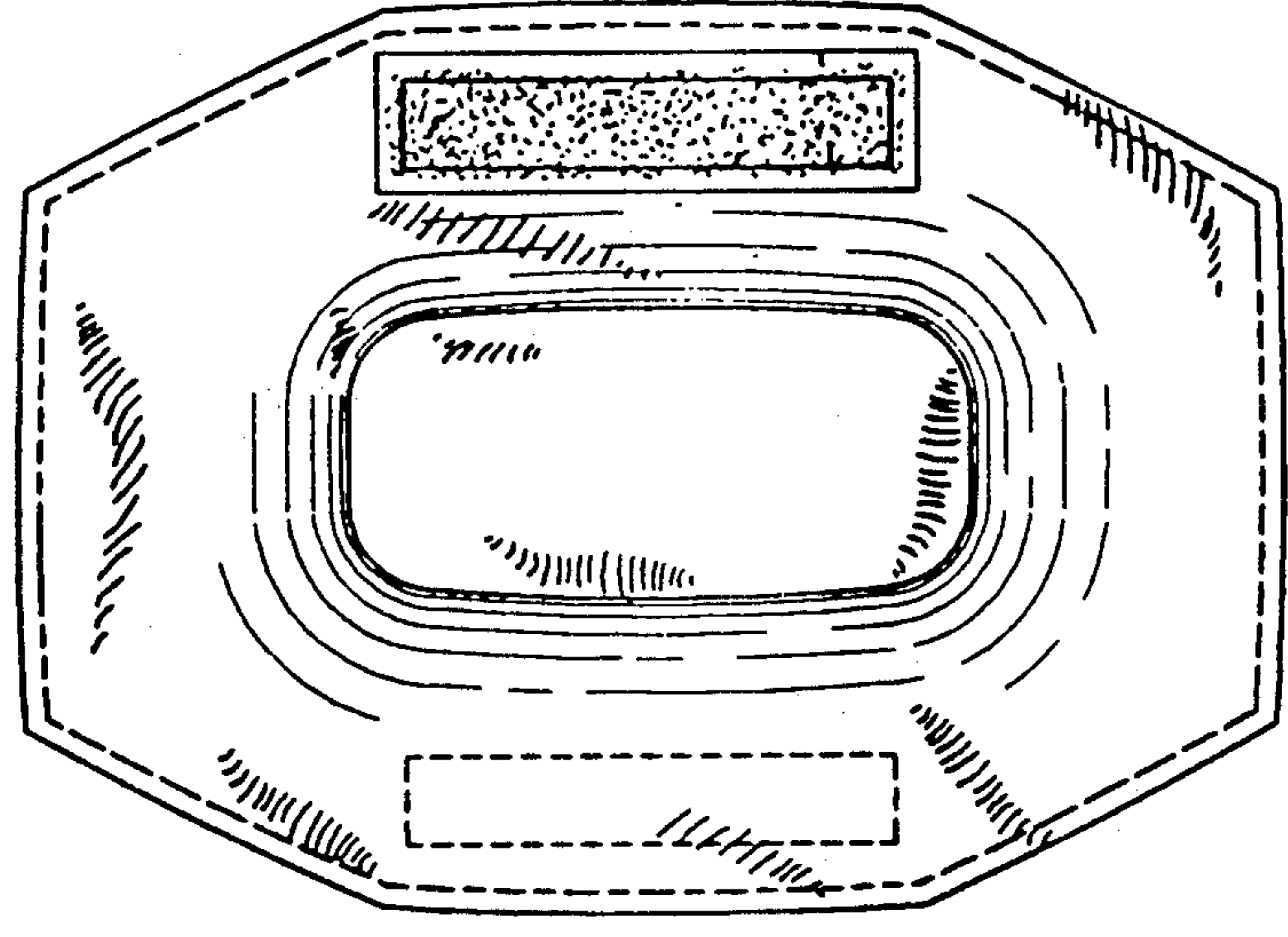


Fig. 1

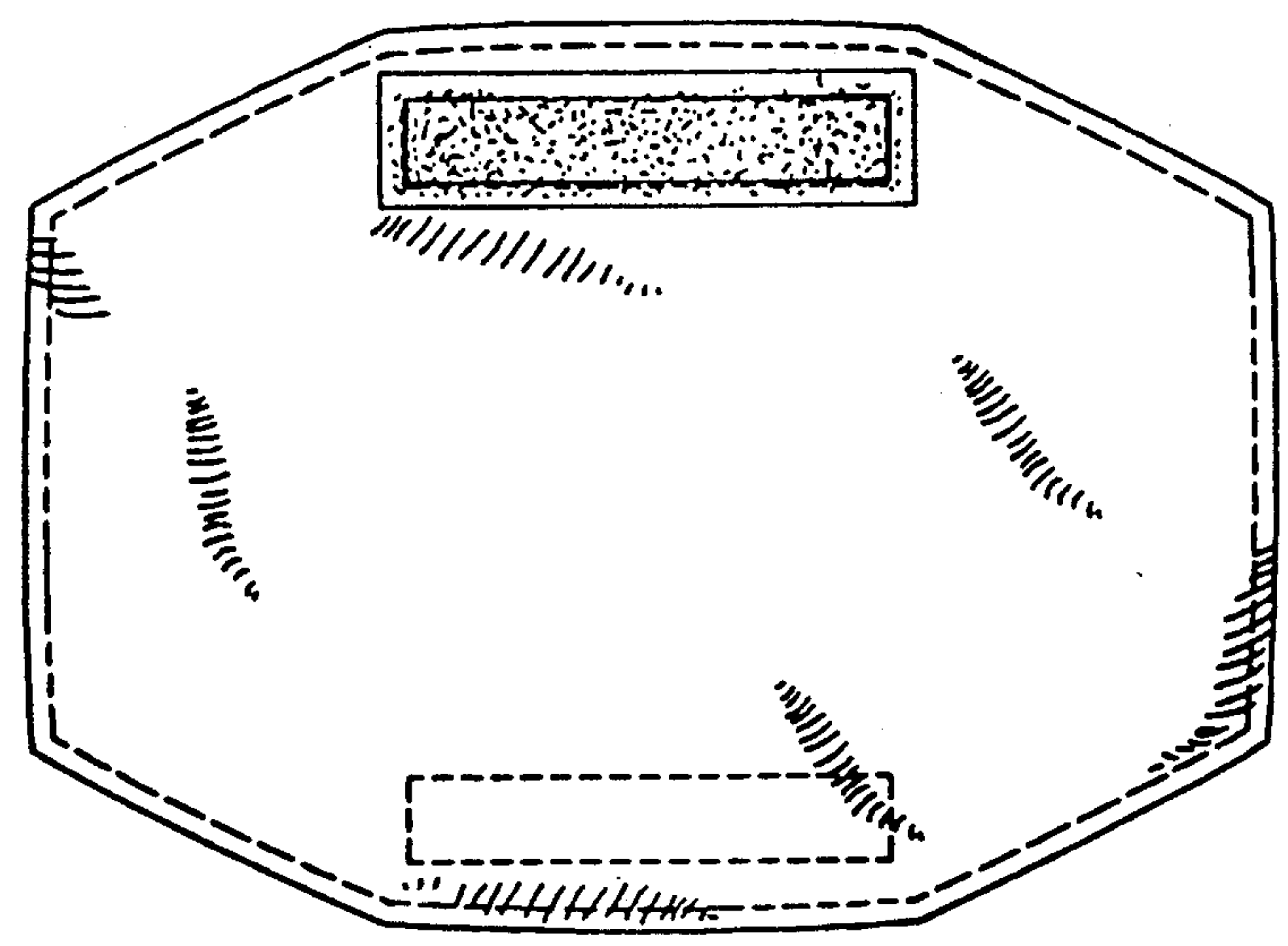


Fig. 2



Fig. 3



Fig. 4



Fig. 5



Fig. 6