



US00D328175S

# United States Patent [19]

[11] Patent Number: Des. 328,175

Pigott et al.

[45] Date of Patent: \*\* Jul. 21, 1992

## [54] TWO PART INTERLOCKING PLASTIC PALLET

[76] Inventors: **Maurice J. Pigott**, 591 Cherry St., Winnetka, Ill. 60093; **Peter S. Pigott**, 803 Elmwood Ave.; **Brandon L. Pigott**, 1017 Elmwood Ave., both of Wilmette, Ill. 60091; **Schuyler F. Pigott**, 1122 N. Patton, Arlington Heights, Ill. 60004

[\*\*] Term: 14 Years

[21] Appl. No.: 393,757

[22] Filed: Aug. 14, 1989

[52] U.S. Cl. .... D34/38

[58] Field of Search ..... D34/38, 40, 45, 46; 108/51.1, 53.1, 53.3, 55.3, 52.1

### [56] References Cited

#### U.S. PATENT DOCUMENTS

D. 233,373	10/1974	Rehrig	.....	D34/40
D. 247,523	3/1978	Carroll et al.	.....	D34/40
2,991,965	7/1961	Drieborg	.....	108/51.1
3,680,495	8/1972	Pike	.....	108/53.3
4,013,021	3/1977	Steinlein et al.	.....	108/51.1

### FOREIGN PATENT DOCUMENTS

2613083 10/1977 Fed. Rep. of Germany ..... 108/51.1

*Primary Examiner*—Wallace R. Burke  
*Assistant Examiner*—H. Baynham  
*Attorney, Agent, or Firm*—Wallenstein Wagner & Hattis, Ltd.

### [57] CLAIM

The ornamental design for a two part interlocking plastic pallet, as shown and described.

### DESCRIPTION

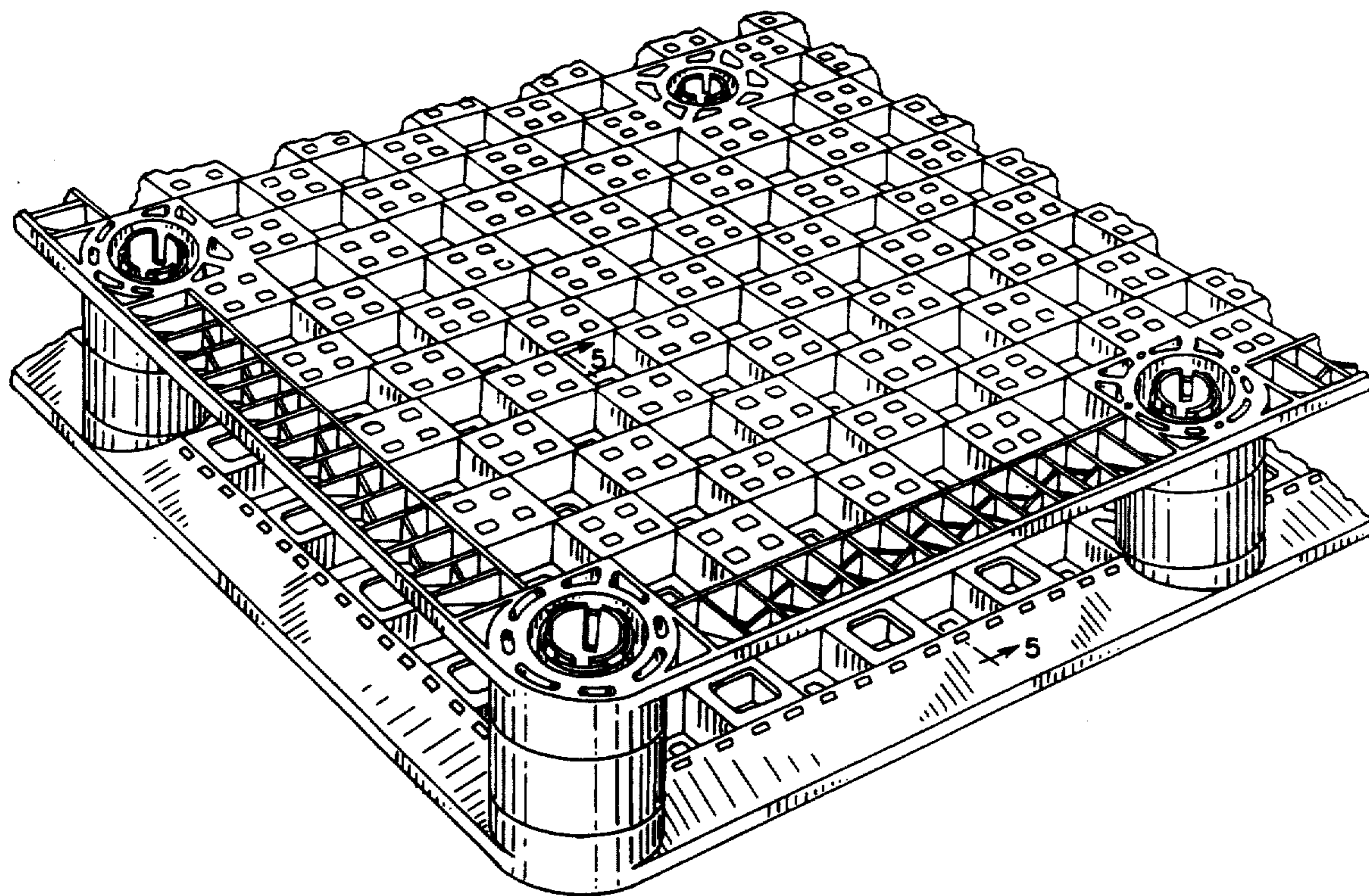
FIG. 1 is an enlarged fragmentary top perspective view of a two part interlocking plastic pallet showing our new design with the bottom plan view of the bottom half being a mirror image;

FIG. 2 is a bottom plan view of the top half thereof with the top plan view of the bottom half being a mirror image;

FIG. 3 is a reduced front elevational view thereof with the rear elevational view being a mirror image thereof;

FIG. 4 is a reduced side elevational view thereof with the opposite side being a mirror image thereof; and,

FIG. 5 is a fragmentary sectional view of the upper deck along line 5—5 of FIG. 1.



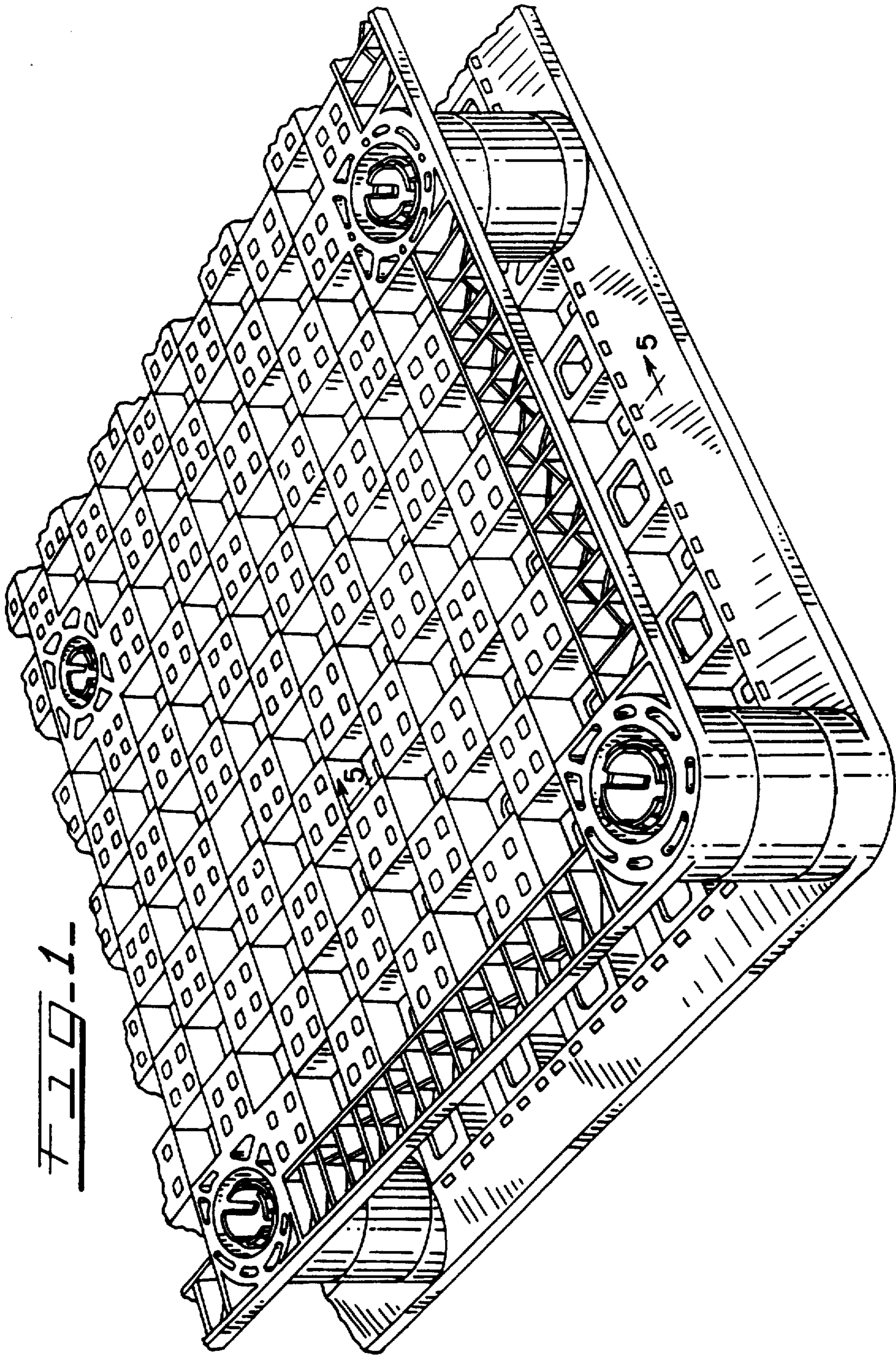


FIG-2-




FIG-3-

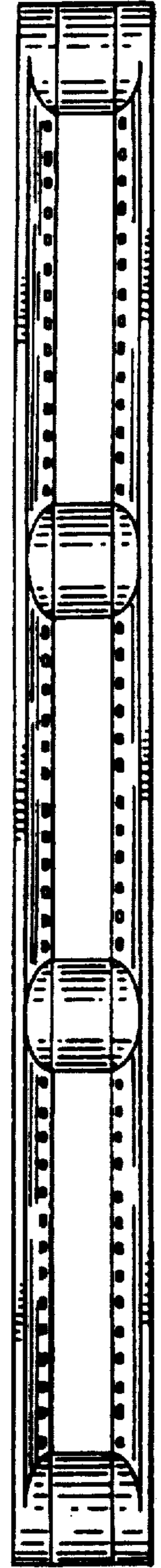


FIG-4-

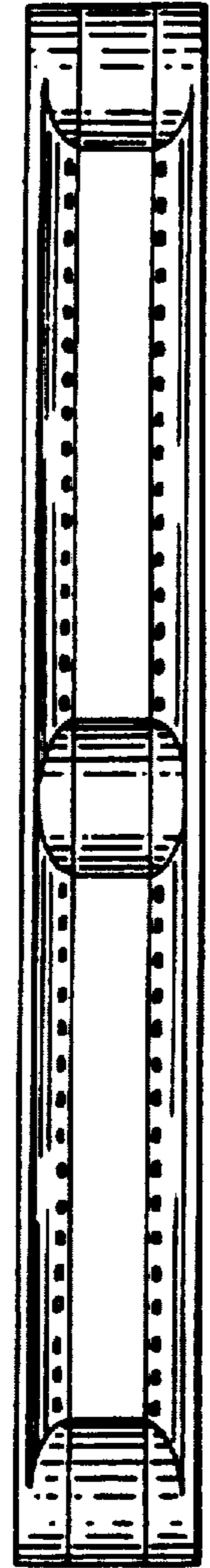


FIG 5

