



US00D328163S

United States Patent [19]

[11] Patent Number: Des. 328,163

Mishan

[45] Date of Patent: ** Jul. 21, 1992

[54] STEAMER HANDLE

[75] Inventor: Eddie Mishan, West Deal, N.Y.

[73] Assignee: E. Mishan & Sons, Inc., New York, N.Y.

[**] Term: 14 Years

[21] Appl. No.: 752,257

[22] Filed: Aug. 28, 1991

[52] U.S. Cl. D32/17; D32/25

[58] Field of Search D32/17, 68-72; 219/245, 254; 68/222; 38/69, 74, 77.1, 77.4, 77.5, 77.7, 88, 90, 92

D. 301,074	5/1989	Terrallon	D32/70
D. 307,959	5/1990	Rosa et al.	D32/17
D. 316,465	4/1991	Reiferscheid et al.	D32/17
D. 319,121	8/1991	Muller	D32/17
4,366,367	12/1982	Mazzucco	219/272

OTHER PUBLICATIONS

Sisan Packaging 1990, Style #SI 003.

Primary Examiner—A. Hugo Word

Assistant Examiner—Ruth McInroy

Attorney, Agent, or Firm—Notaro & Michalos

[57] CLAIM

The ornamental design for a steamer handle, as shown and described.

[56] References Cited

U.S. PATENT DOCUMENTS

D. 122,271	3/1940	Ketcham	D32/72
D. 198,707	7/1964	Reed et al.	D32/72
D. 199,146	9/1964	Reed et al.	D32/72
D. 283,744	5/1986	Watanabe et al.	D32/69
D. 283,934	5/1986	Tsuji	D32/69
D. 286,095	10/1986	Van Asten	D32/70
D. 287,892	1/1987	Rosa et al.	D32/17
D. 294,987	3/1988	Muller et al.	D32/17
D. 300,479	3/1989	Paulin	D32/69

DESCRIPTION

FIG. 1 is a left side elevational view of a steamer handle showing my new design, the body of the steamer is shown in broken lines for illustrative purposes only and forms no part of the claimed design;

FIG. 2 is a top plan view thereof;

FIG. 3 is a bottom plan view thereof;

FIG. 4 is a right side elevational view thereof;

FIG. 5 is a front elevational view thereof; and,

FIG. 6 is a rear elevational view thereof.

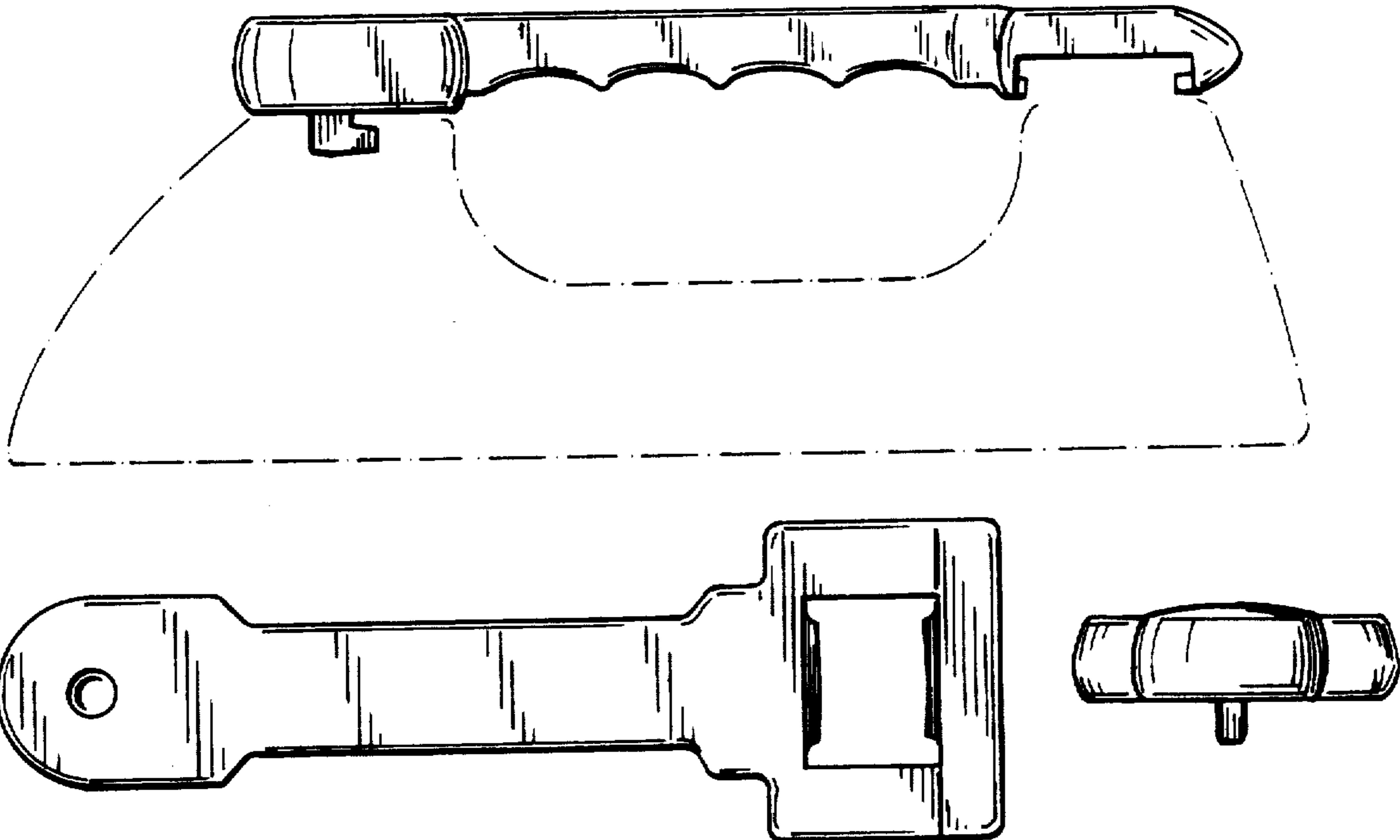


FIG. 1

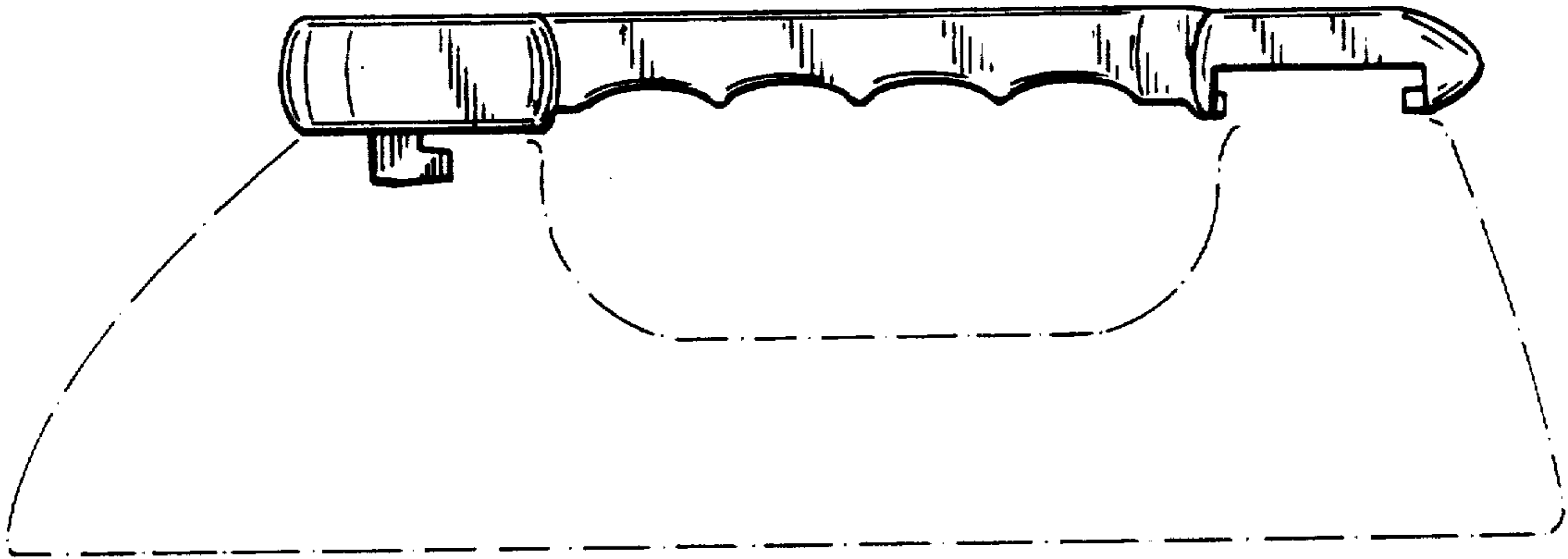


FIG. 2

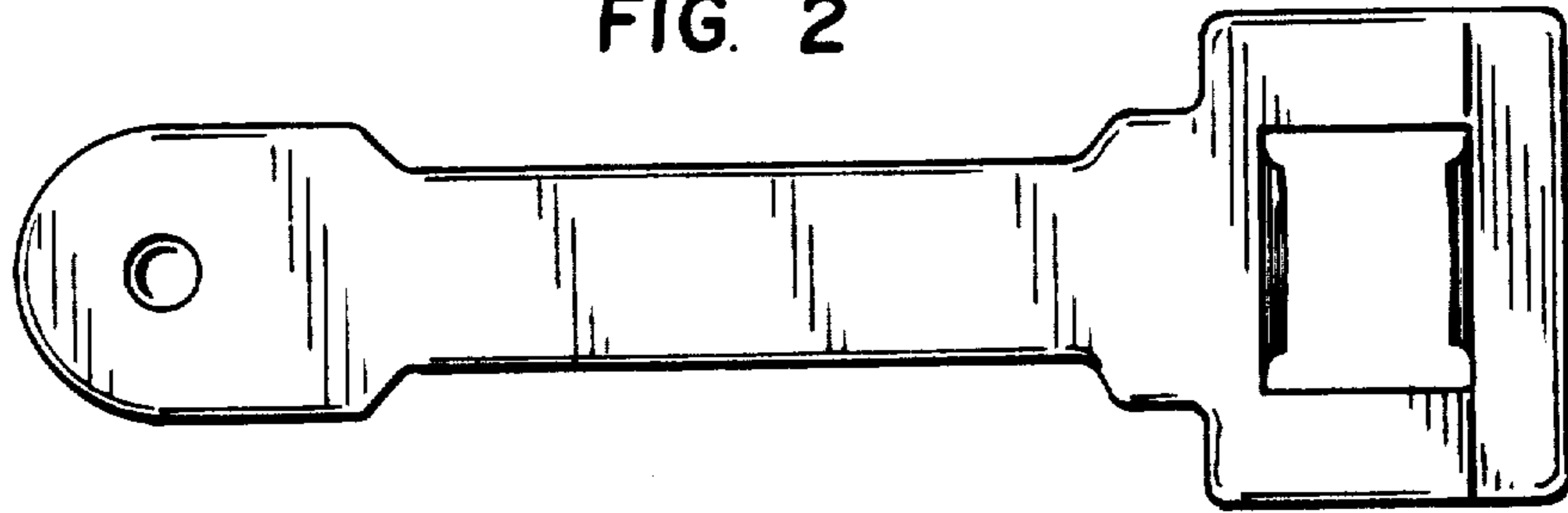


FIG. 3

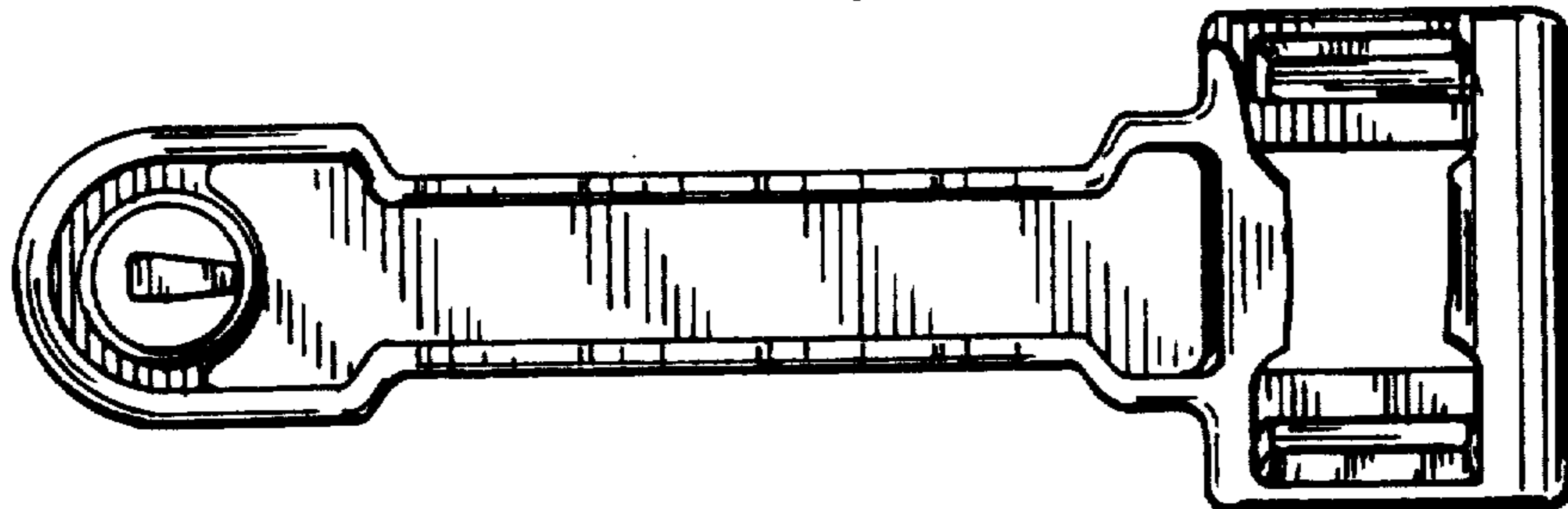


FIG. 4

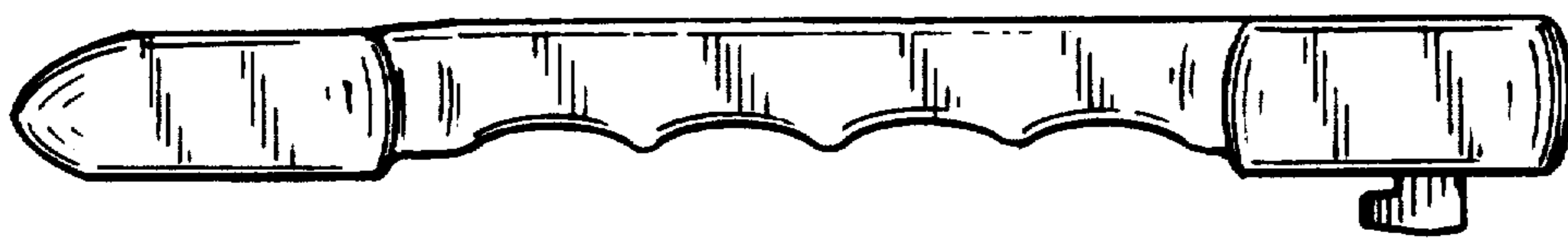


FIG. 5




FIG. 6

