



US00D328157S

United States Patent [19]

Lazarchik et al.

[11] Patent Number: **Des. 328,157**

[45] Date of Patent: **** Jul. 21, 1992**

[54] **RAZOR HANDLE**

[75] Inventors: **Daniel B. Lazarchik**, Boston; **Jill M. Shurtleff**, South Boston, both of Mass.

[73] Assignee: **The Gillette Company**, Boston, Mass.

[**] Term: **14 Years**

[21] Appl. No.: **771,785**

[22] Filed: **Oct. 3, 1991**

D. 123,072	10/1940	Bars et al.	D28/54
D. 172,169	5/1954	Otto	D28/49
D. 178,929	10/1956	Otto	D28/49
D. 182,039	2/1958	Rappoport	D28/49
D. 183,294	7/1958	Guedes	D9/393
D. 221,501	8/1971	Seiffert	D28/54
D. 222,202	10/1971	Seiffert	D28/54
2,645,009	7/1953	Cohen	30/85

Primary Examiner—Bernard Ansher
Assistant Examiner—Philip Hyder
Attorney, Agent, or Firm—Owen J. Meegan; Aubrey C. Brine; Donal B. Tobin

Related U.S. Application Data

[63] Continuation of Ser. No. 427,802, Oct. 26, 1989, abandoned.

[52] U.S. Cl. **D28/49; D11/152**

[58] Field of Search **D11/143, 152; D9/393; D28/49, 50, 51, 52, 53, 54; D7/525; 30/42, 43, 43.3, 43.7, 43.9, 43.91, 43.92, 44, 45**

References Cited

U.S. PATENT DOCUMENTS

D. 118,240 12/1939 Law D28/49

[57] **CLAIM**

The ornamental design for a razor handle, as shown and described.


DESCRIPTION

FIG. 1 is a right side elevational view of a razor handle showing my new design, the left side being a mirror image;

FIG. 2 is a front elevational view thereof, the rear view being a mirror image;

FIG. 3 is a top plan thereof; and,

FIG. 4 is a bottom plan view thereof.



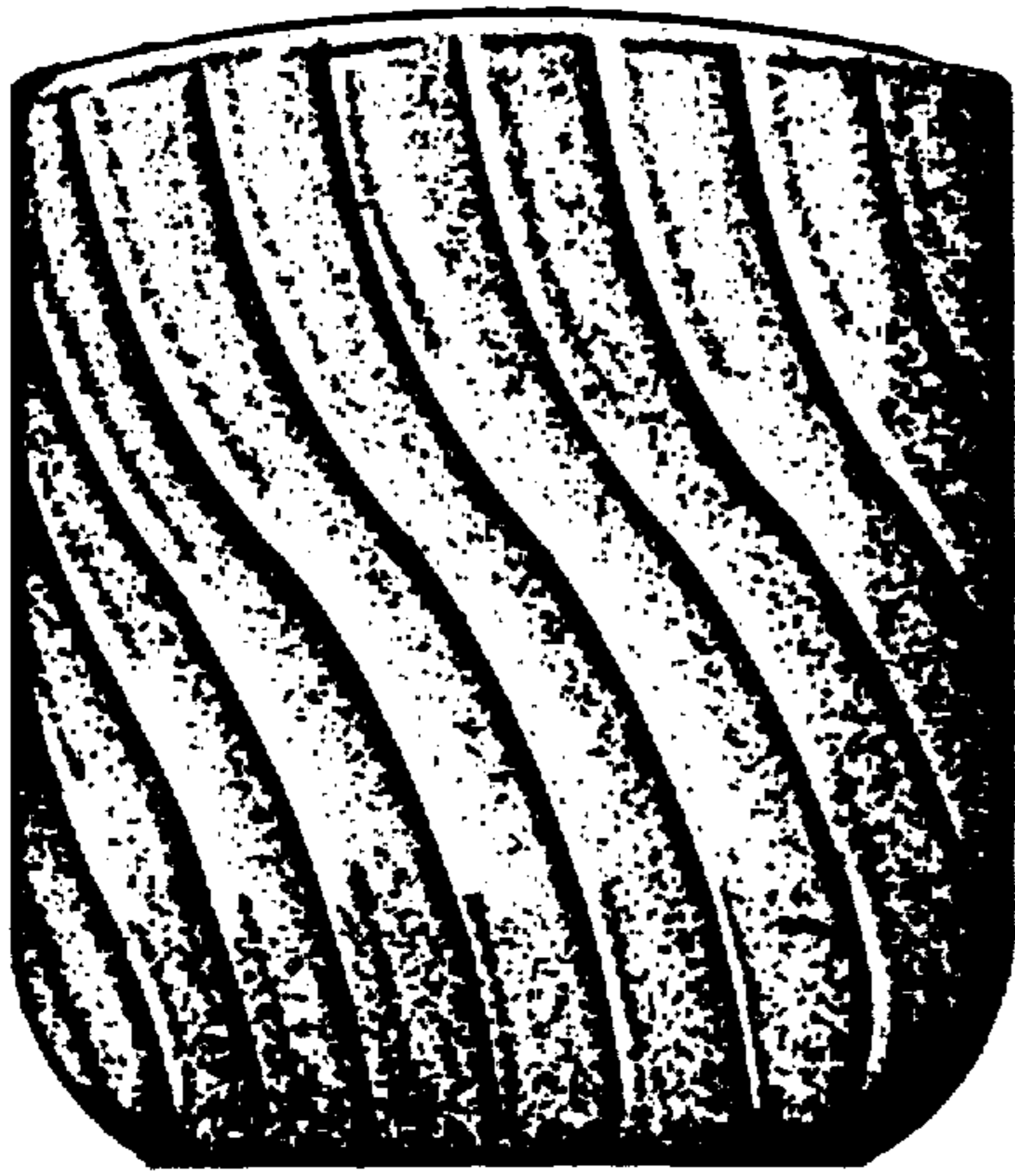


Fig. 1



Fig. 2




Fig. 3

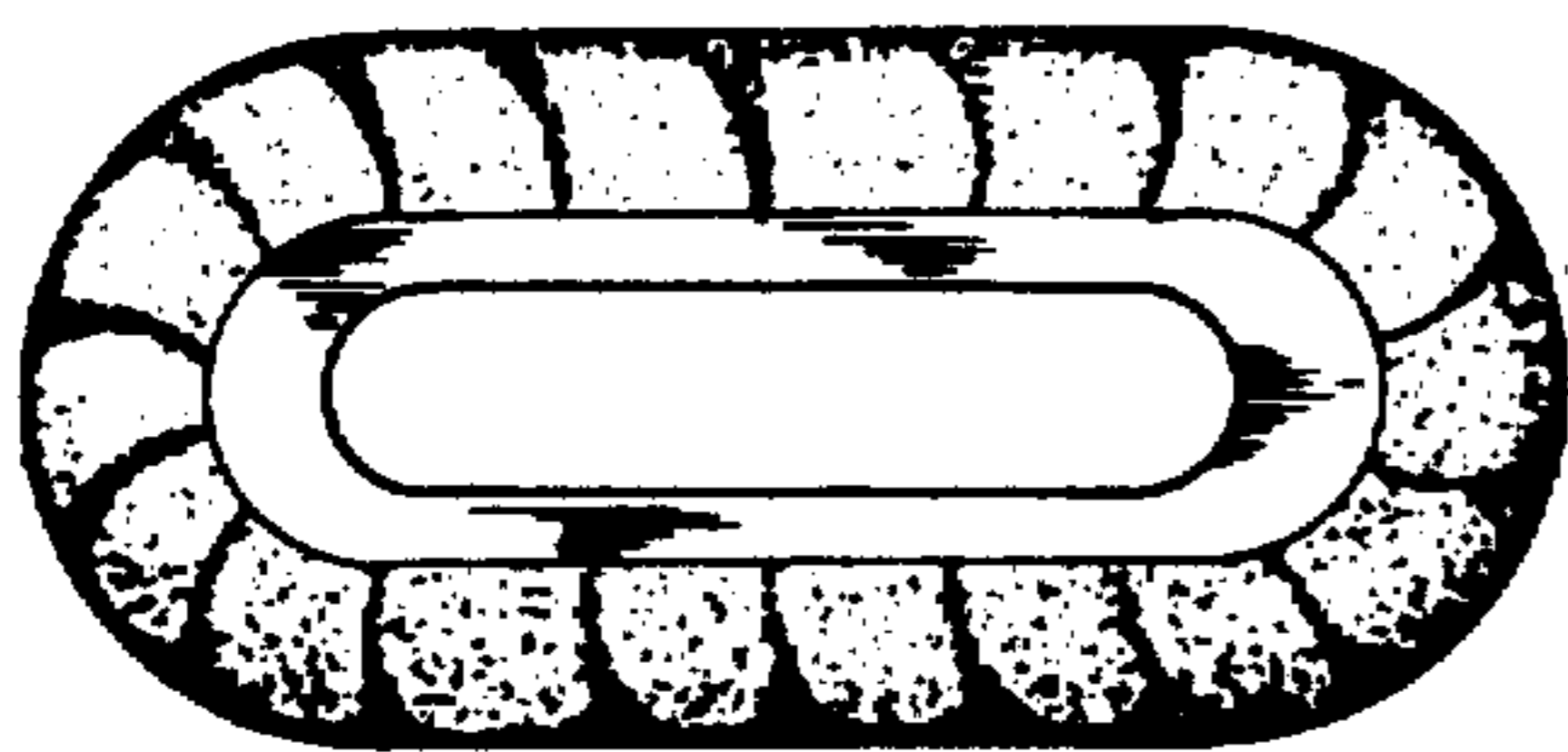


Fig. 4