



US00D328138S

United States Patent [19]

Nadherny-Borutin

[11] Patent Number: **Des. 328,138**

[45] Date of Patent: **** Jul. 21, 1992**

[54] **WEDDING ARCH OR THE LIKE**

[75] Inventor: **Andrea E. Nadherny-Borutin,**
Beamsville, Canada

[73] Assignee: **Capital Wealth Corporation, Ontario,**
Canada

[**] Term: **14 Years**

[21] Appl. No.: **417,846**

[22] Filed: **Oct. 6, 1989**

[30] **Foreign Application Priority Data**

Apr. 10, 1989 [CA] Canada 10-04-89-1
[52] U.S. Cl. **D25/100; D6/449**
[58] Field of Search **D25/100, 101; D6/396,**
D6/449, 462, 466, 467; D34/5; 211/13;
47/44-47

[56] **References Cited**

U.S. PATENT DOCUMENTS

D. 6,962 10/1873 Crump D25/100
D. 110,653 7/1938 Jecker et al. D25/100 X
D. 120,858 6/1940 Crossley D34/5

D. 185,123 5/1959 Braun D25/101
D. 196,877 11/1963 Borgman D25/100 X
1,300,775 4/1919 Reed 47/44 X
4,646,468 3/1987 Erceg D25/100 X

OTHER PUBLICATIONS

Ferrocraft catalog #76, p. 18, WA-2 Wedding Arch.

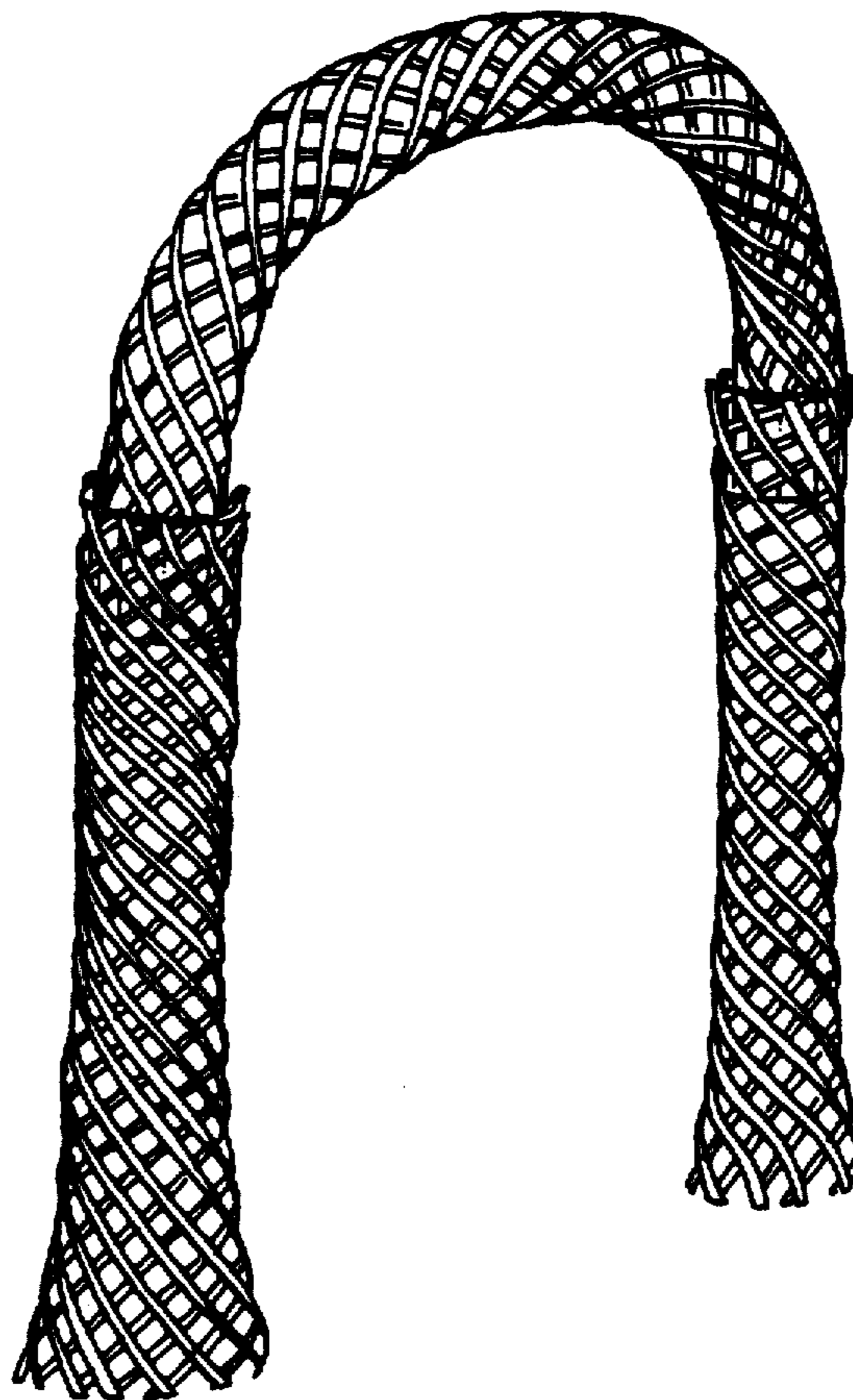
Primary Examiner—Donald P. Walsh
Assistant Examiner—Jeffrey Asch
Attorney, Agent, or Firm—Stevens, Davis, Miller &
Mosher

[57] **CLAIM**

The ornamental design for a wedding arch or the like,
as shown and described.

DESCRIPTION

FIG. 1 is a perspective view of a wedding arch or the
like showing my new design;
FIG. 2 is a top plan view thereof;
FIG. 3 is a bottom plan view thereof;
FIG. 4 is a front elevational view, the rear being a mir-
ror image thereof;
FIG. 5 is a left side elevational view thereof; and,
FIG. 6 is a right side elevational view thereof.



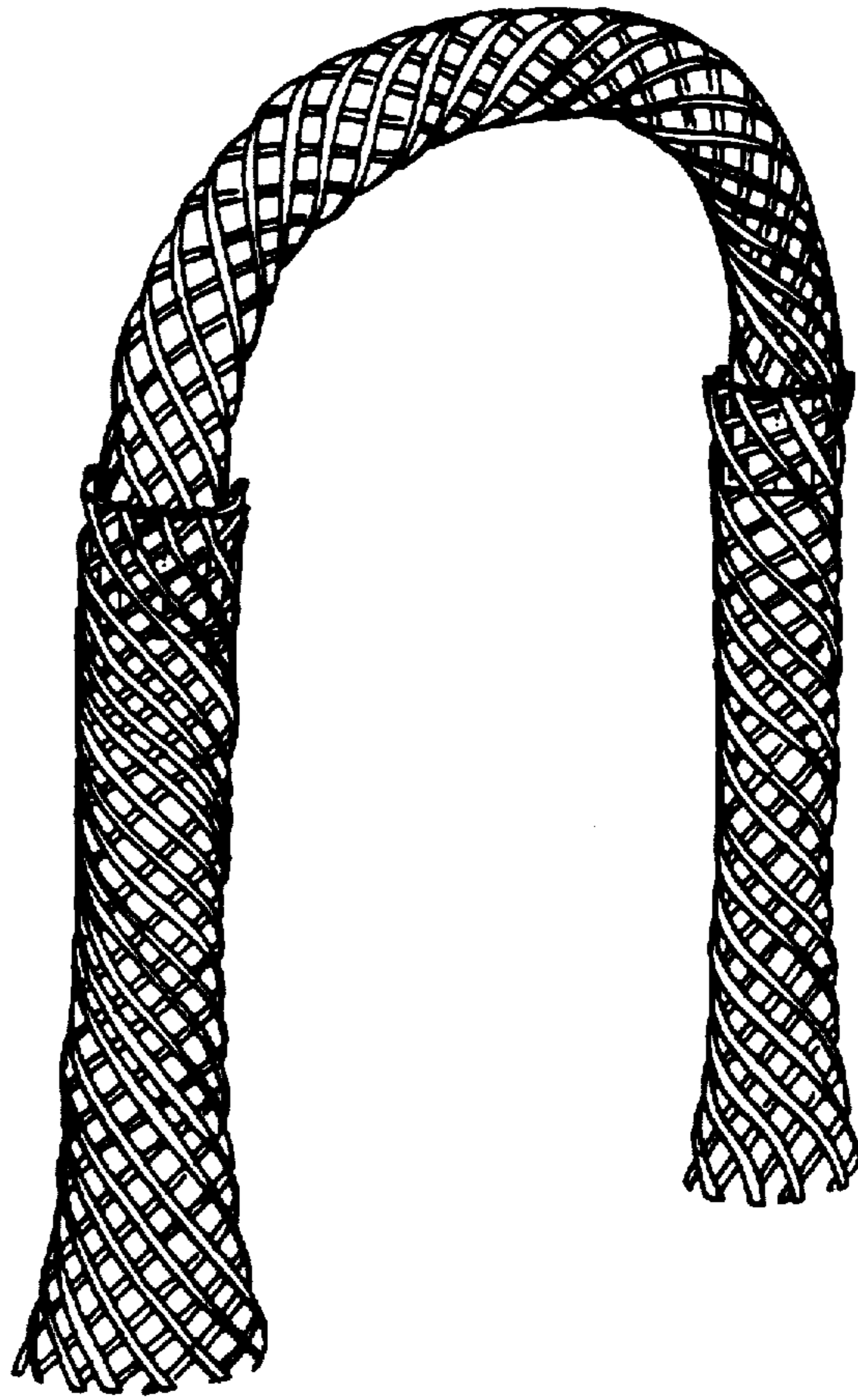


FIG. 1

FIG. 2

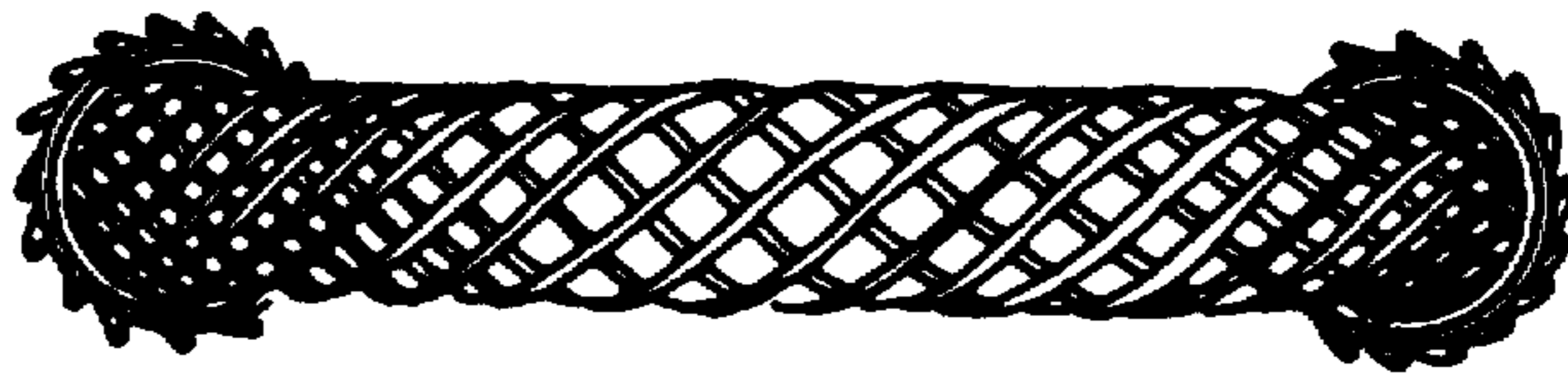
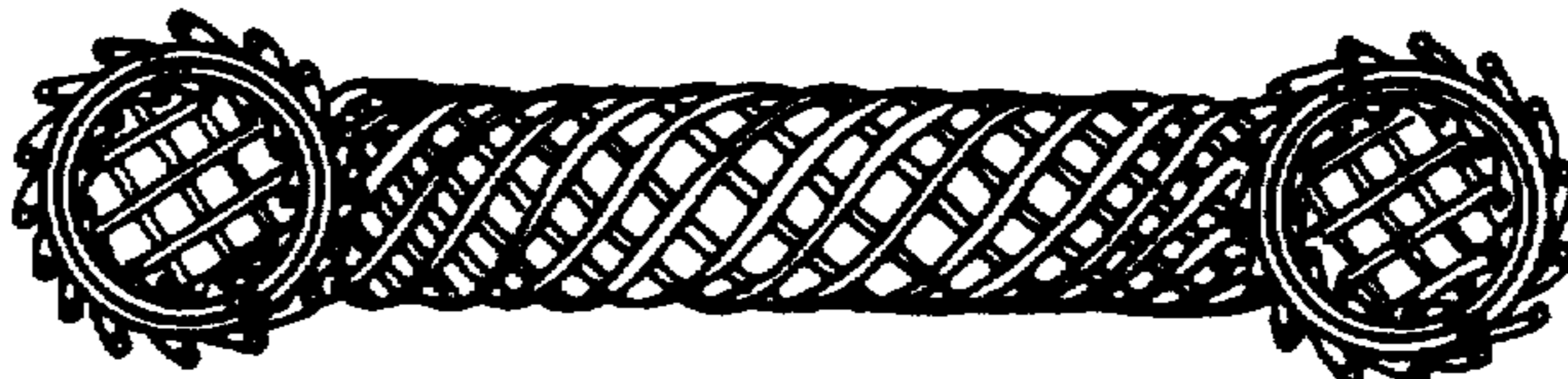


FIG. 3






FIG. 4




FIG. 5




FIG. 6