



US00D328101S

# United States Patent [19] Rorke

[11] Patent Number: **Des. 328,101**

[45] Date of Patent: **\*\* Jul. 21, 1992**

[54] **PORTABLE CONTAINER FOR HANGING FILES**

3,874,501 4/1975 Cronheim ..... 206/425  
4,717,215 1/1988 Everts .  
4,817,861 4/1989 Henrikson ..... 206/425 X

[75] Inventor: **Brooks Rorke, Fairfield, Conn.**

### FOREIGN PATENT DOCUMENTS

[73] Assignee: **Westinghouse Electric Corp., Pittsburgh, Pa.**

1966102 7/1971 Fed. Rep. of Germany ..... 206/425  
2809705 9/1979 Fed. Rep. of Germany ..... 206/425  
914081 12/1962 United Kingdom .

[\*\*] Term: **14 Years**

*Primary Examiner*—Nelson C. Holtje  
*Assistant Examiner*—Martha Thompson

[21] Appl. No.: **536,457**

[22] Filed: **Jun. 12, 1990**

### [57] CLAIM

[52] U.S. Cl. .... **D19/90; D3/30.1; D19/75; D19/86; D19/91**

The ornamental design for a portable container for hanging files, as shown and described.

[58] **Field of Search** ..... **D3/30.1, 35, 72, 74, D3/78; D19/75, 76, 78, 86, 90, 91, 99, 100; 206/387, 425, 444, 449, 555; 211/10, 11; 312/183, 184**

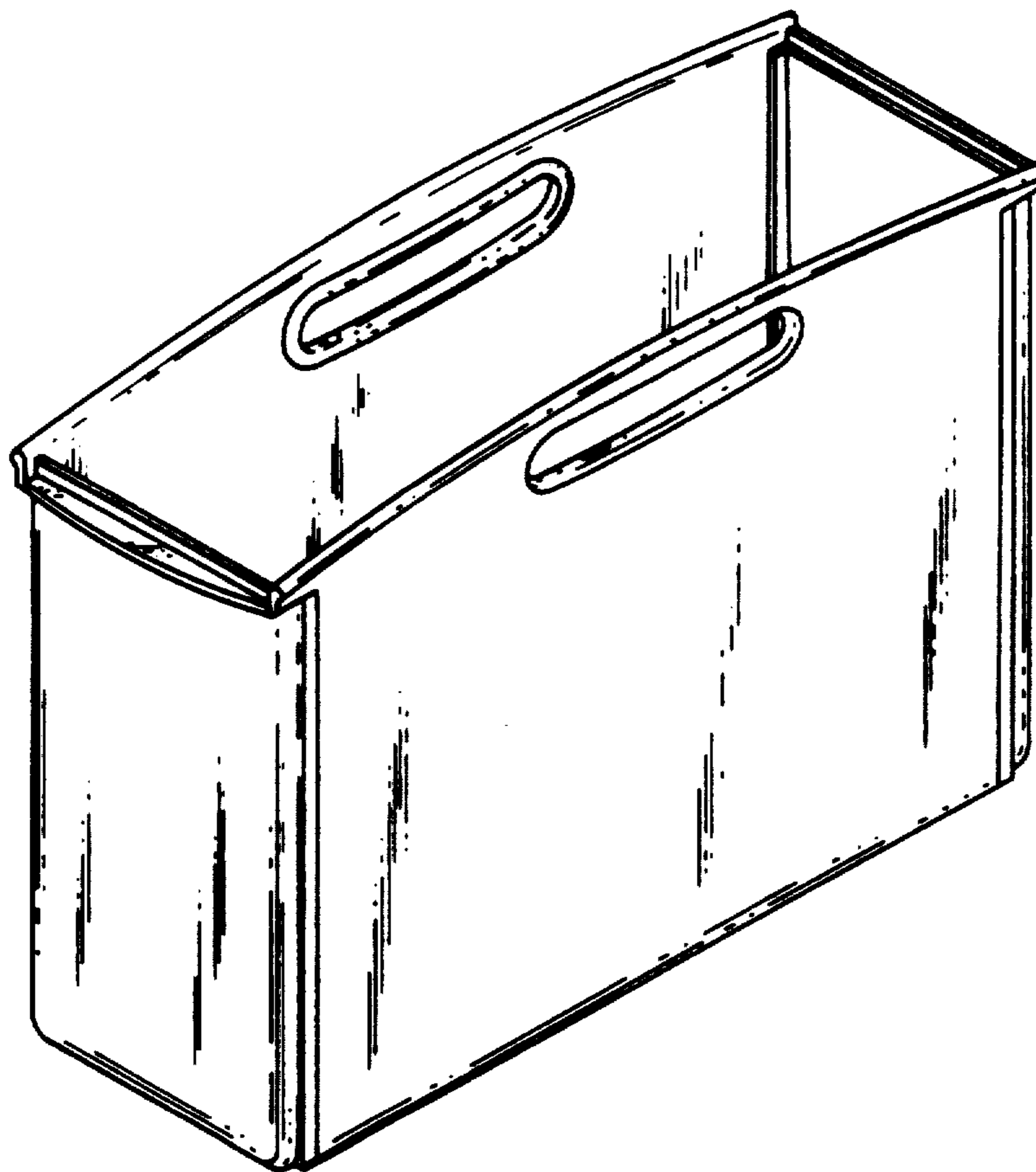
### DESCRIPTION

### [56] References Cited

#### U.S. PATENT DOCUMENTS

D. 223,732 5/1972 Misenko ..... D19/76  
D. 265,743 8/1982 Meyer et al. .... D19/90  
D. 289,181 4/1987 Solomon ..... D19/90  
D. 299,037 12/1988 Klodt ..... D19/90  
D. 317,018 5/1991 Tarlow et al. .... D19/75 X  
2,447,731 8/1948 Bureau ..... 206/425  
3,363,954 1/1968 Brungardt et al. .

FIG. 1 is a top, left front perspective view of a portable container for hanging files showing my new design; FIG. 2 is a front elevational view, the rear view being a mirror image thereof; FIG. 3 is a top plan view; FIG. 4 is a bottom plan view; FIG. 5 is a right side elevational view, the left side being a mirror image thereof; and, FIG. 6 is a top, left front perspective view showing a second embodiment of my new design. The FIG. 1 and FIG. 6 views have been drawn to a reduced scale with respect to FIGS. 2 through 5.



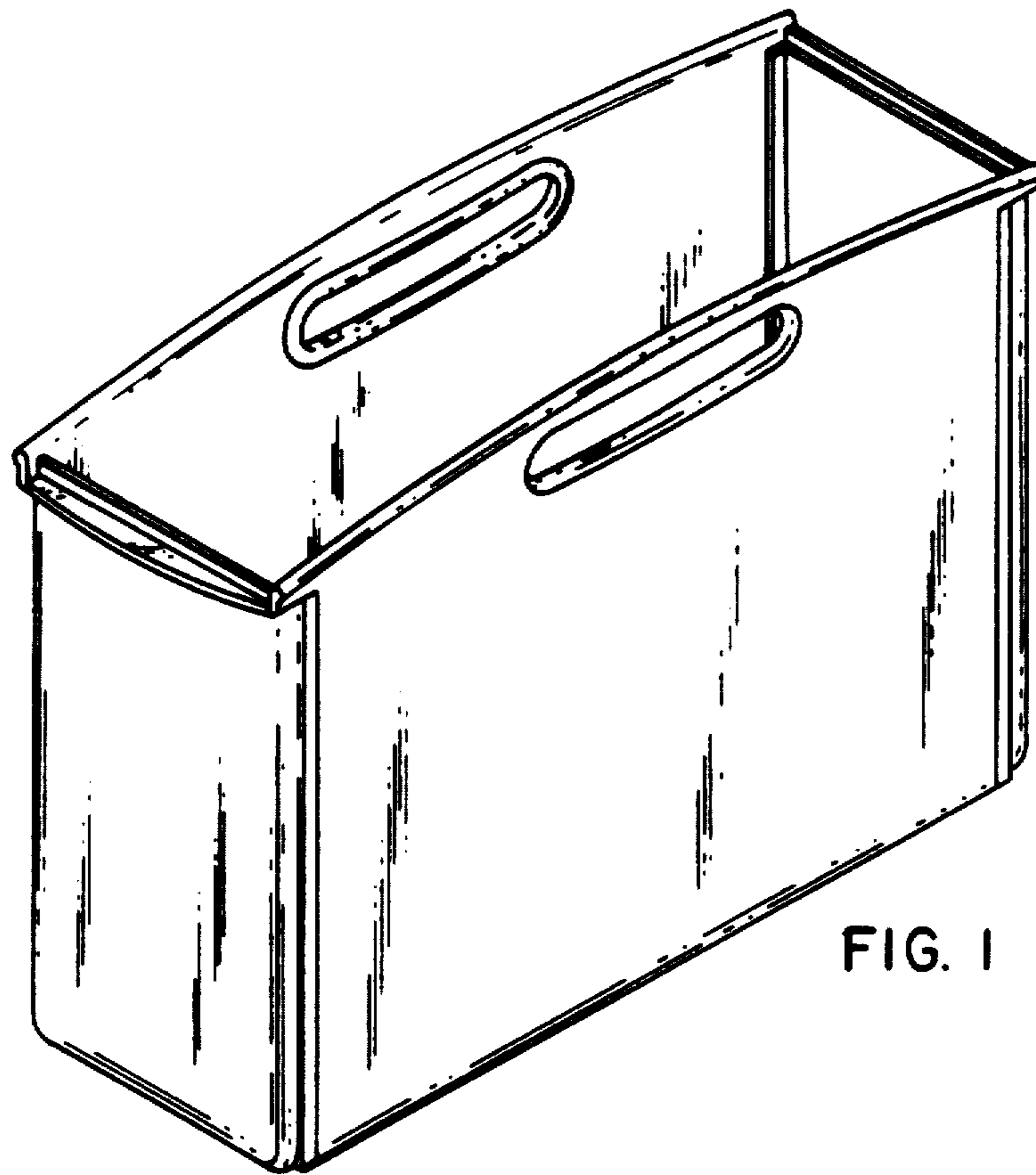


FIG. 1

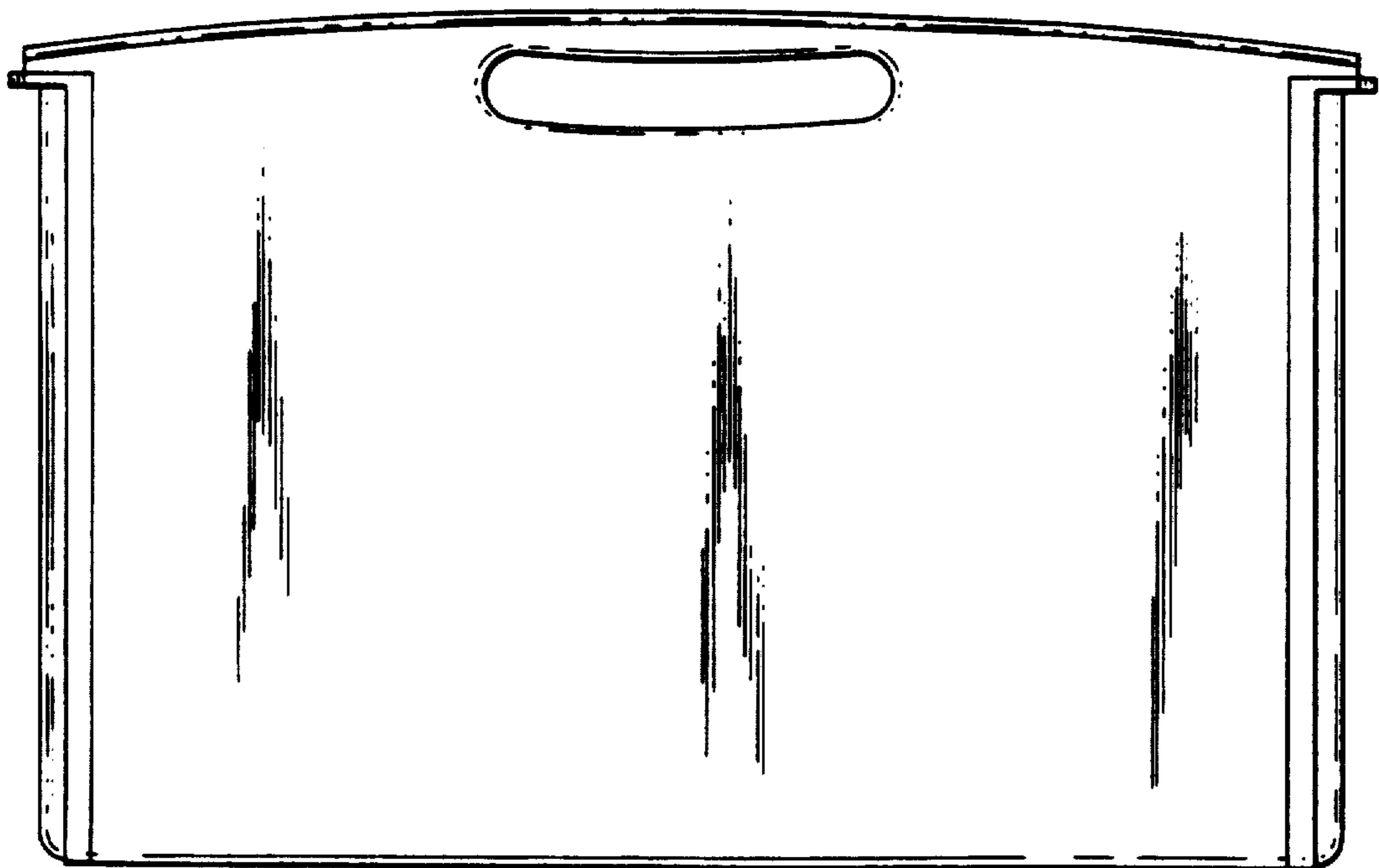


FIG. 2

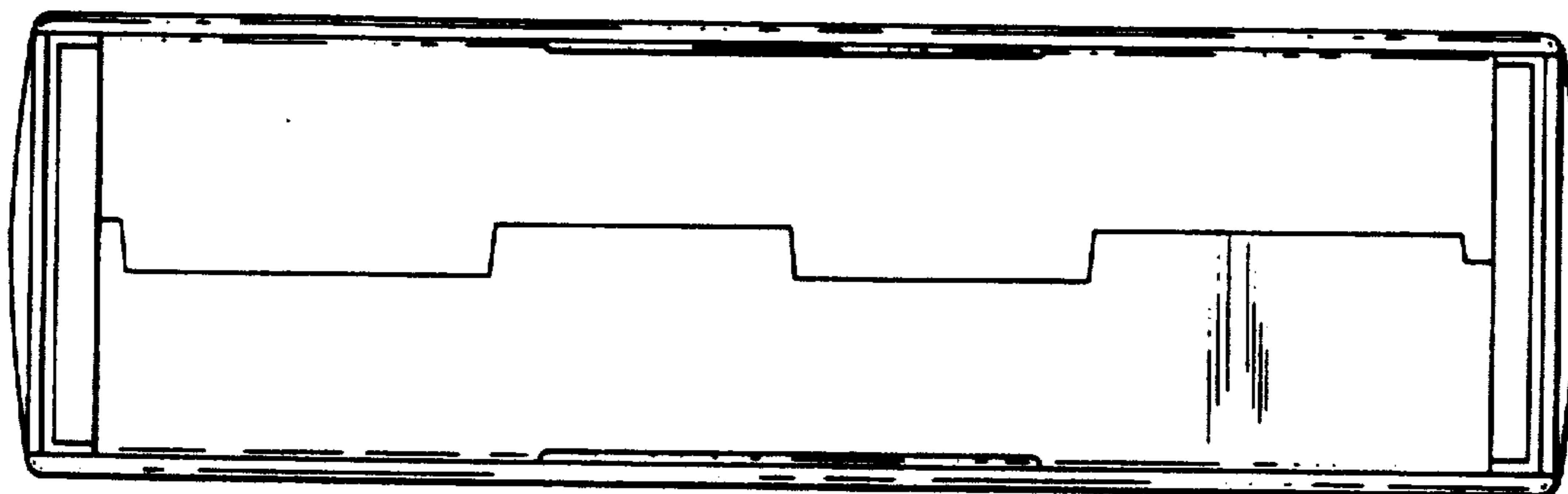


FIG. 3

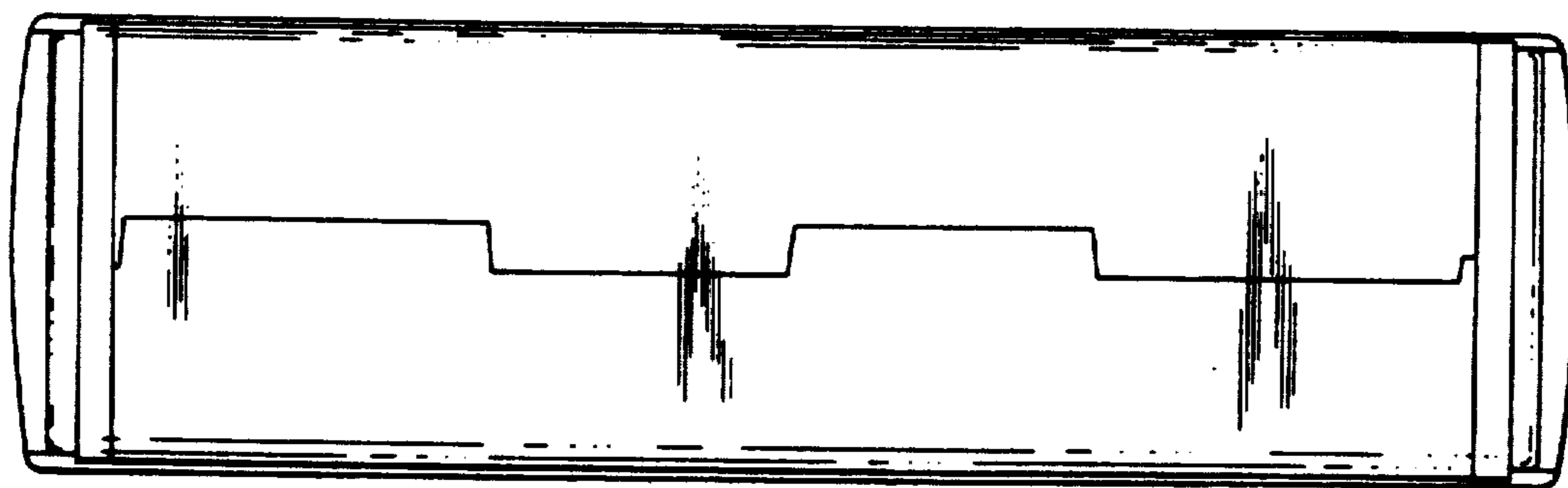


FIG. 4




FIG. 5

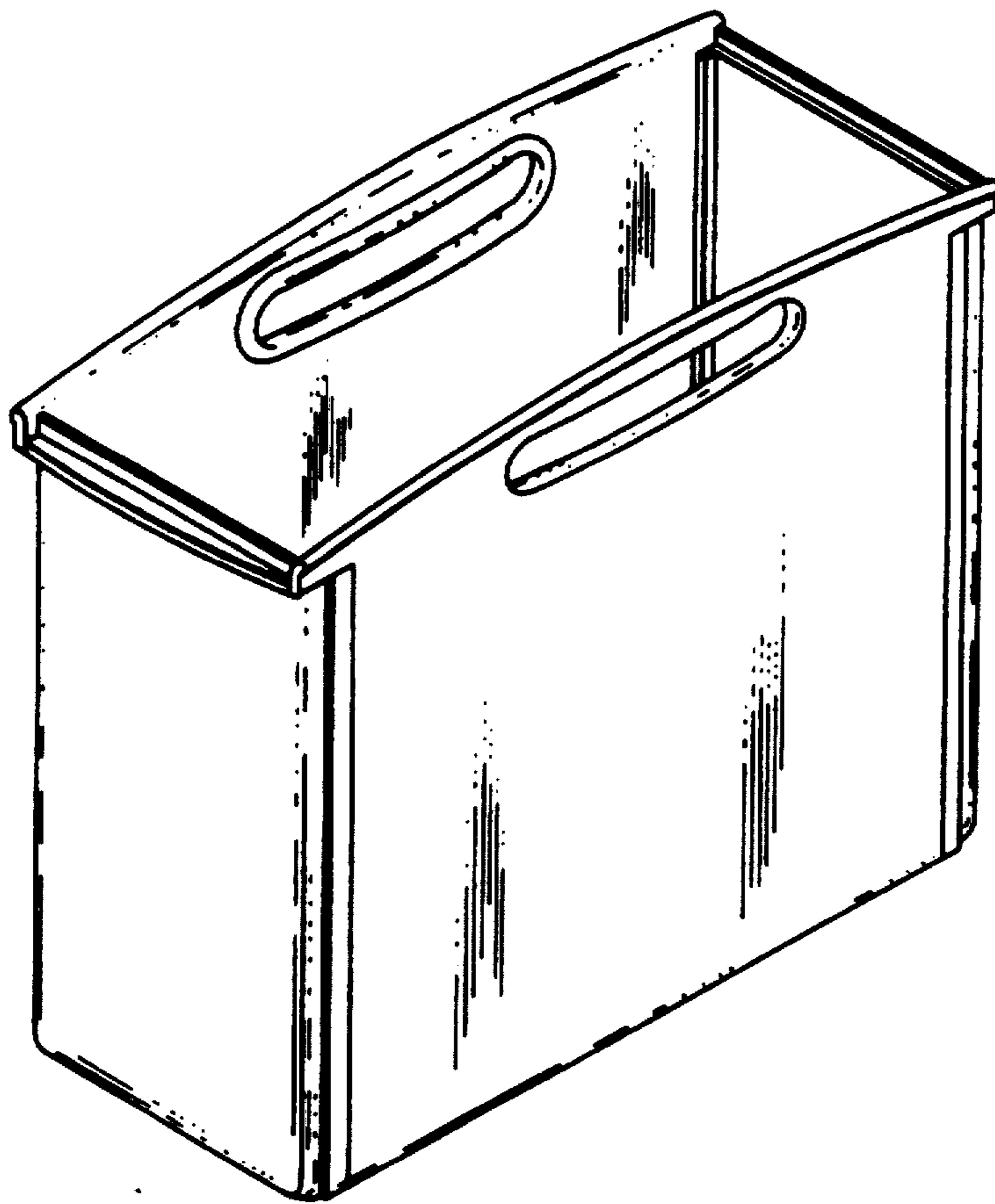


FIG. 6