



US00D328098S

United States Patent [19]

[11] Patent Number: **Des. 328,098**

Czech

[45] Date of Patent: **** Jul. 21, 1992**

[54] **COMBINED ADHESIVE DISPENSER AND APPLICATOR**

[75] Inventor: **Manuel Czech, Neutraubling, Fed. Rep. of Germany**

[73] Assignee: **Joachim Czech Vermögensverwaltung KG, Donaustauf, Fed. Rep. of Germany**

[**] Term: **14 Years**

[21] Appl. No.: **540,509**

[22] Filed: **Jun. 19, 1990**

[30] **Foreign Application Priority Data**

Dec. 22, 1989 [DE] Fed. Rep. of Germany M8908944.8

[52] U.S. Cl. **D19/69; D19/67**

[58] Field of Search **D19/65, 67, 68, 69; D10/72; 225/6, 19, 34, 45, 56, 65, 77, 89; 156/523, 526, 527, 384, 510**

[56] **References Cited**

U.S. PATENT DOCUMENTS

D. 238,360 1/1976 Gibbs D19/69

D. 310,846	9/1990	Sakurai	D19/69
D. 311,874	11/1990	Ingram, II et al.	D10/72
2,452,584	11/1948	Luebkehan	156/523
2,582,979	1/1952	Fritzinger	D19/69 X
2,926,807	3/1960	Park	156/523
3,895,059	7/1975	Link	156/527
4,238,271	12/1980	Urushizaki	156/523
4,582,558	4/1986	Antonson	156/523

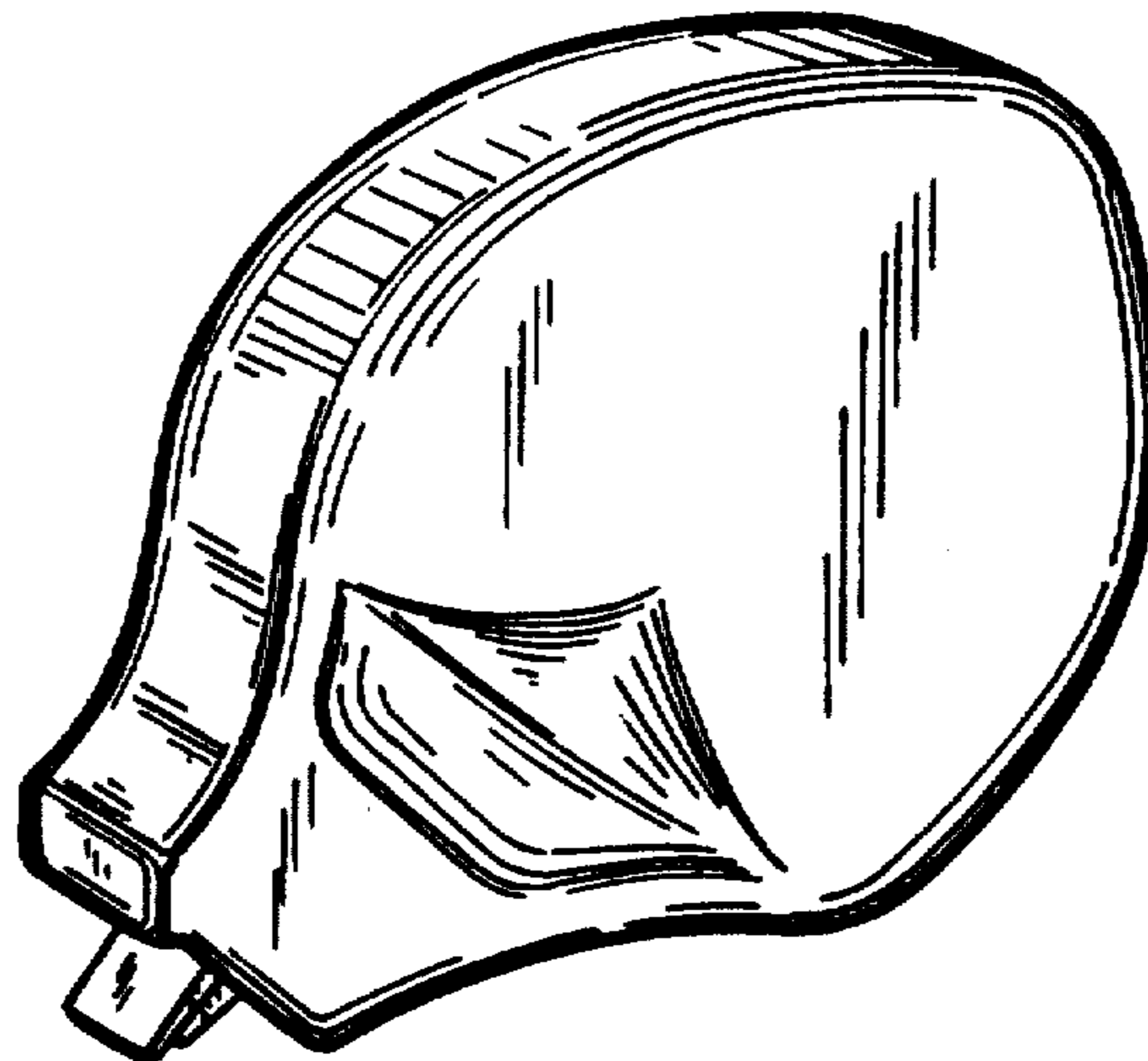
Primary Examiner—Donald P. Walsh
Assistant Examiner—Martha Thompson
Attorney, Agent, or Firm—Nilles & Nilles

[57] **CLAIM**

The ornamental design for a combined adhesive dispenser and applicator, as shown and described.

DESCRIPTION

FIG. 1 is a top, right front perspective view of a combined adhesive dispenser and applicator showing my new design;
FIG. 2 is right side elevational view, the left side being a mirror image thereof;
FIG. 3 is a bottom plan view thereof;
FIG. 4 is a top plan view thereof;
FIG. 5 is a rear elevational view thereof; and,
FIG. 6 is a front elevational view thereof.






FIG. 1

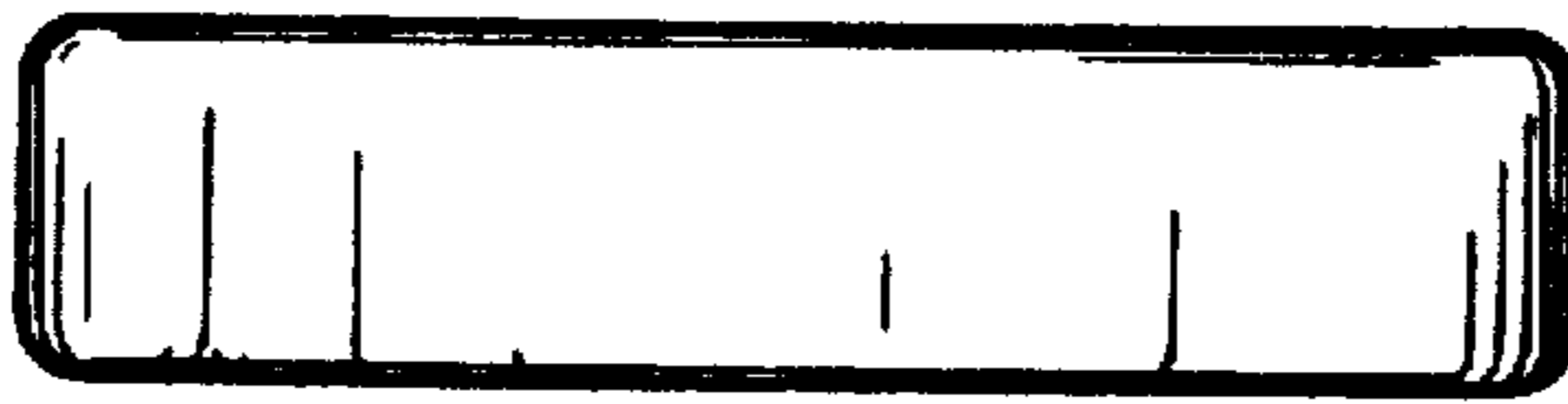


FIG. 4



FIG. 6

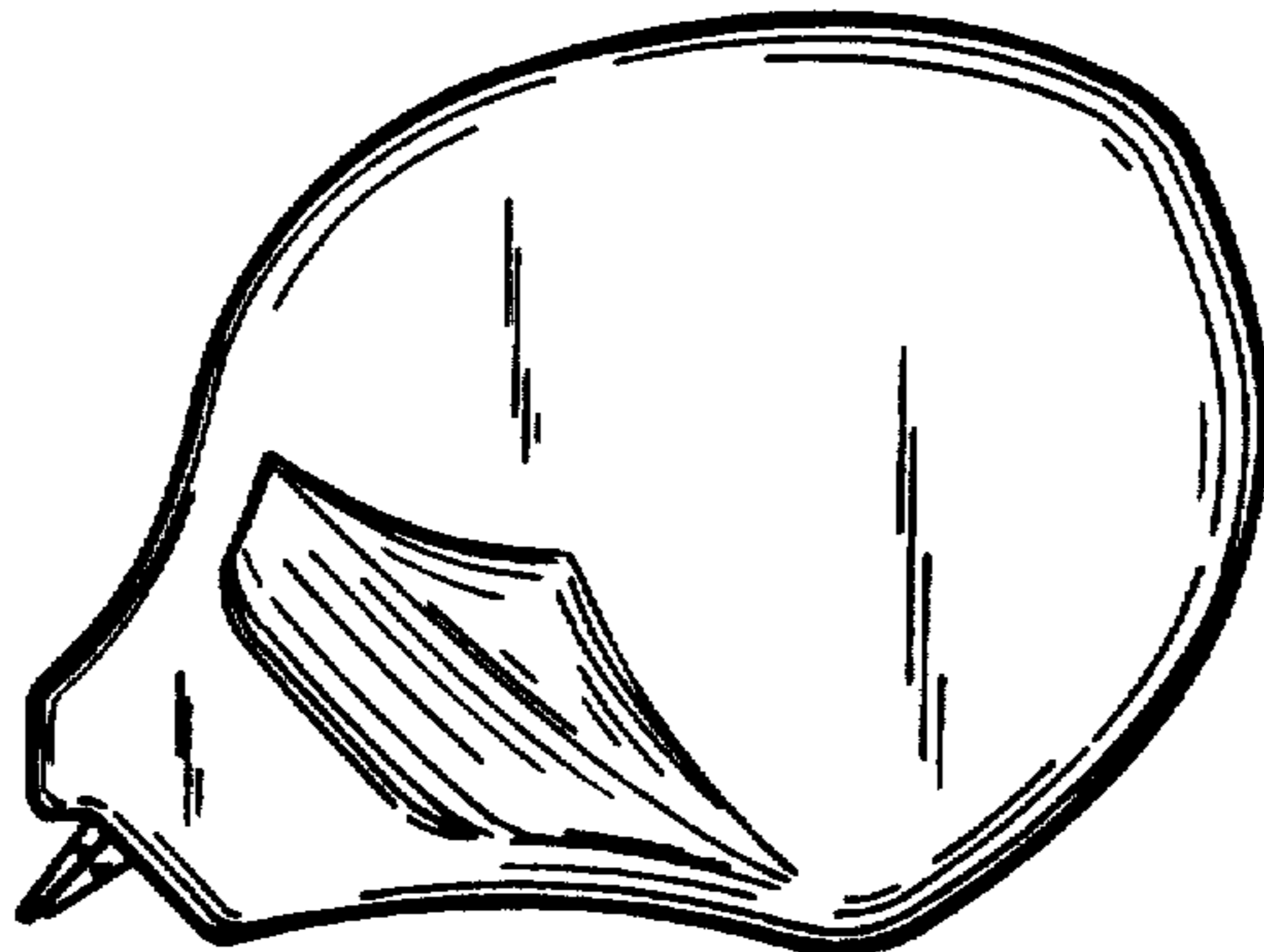


FIG. 2




FIG. 5




FIG. 3