



US00D328077S

United States Patent [19]

Gradl

[11] Patent Number: **Des. 328,077**

[45] Date of Patent: **** Jul. 21, 1992**

[54] **ADAPTER FOR A TELEPHONE HANDSET RECEIVER**

[76] Inventor: **Tim Gradl**, 312 1/2 7th Ave. S.,
Lewistown, Mont. 59457

[**] Term: **14 Years**

[21] Appl. No.: **529,257**

[22] Filed: **May 29, 1990**

[52] U.S. Cl. **D14/250; D14/240**

[58] Field of Search **D14/249, 250, 205, 223,
D14/265; D9/305; 379/451**

D. 317,312	6/1991	Trowbridge	D14/250
D. 317,452	6/1991	Garab	D14/250
3,550,839	12/1970	Clayton	D9/305 X
4,782,527	11/1988	Williamson et al.	D14/249 X

FOREIGN PATENT DOCUMENTS

89/06479 7/1989 PCT Int'l Appl. 379/451

Primary Examiner—Horace B. Fay, Jr.

Attorney, Agent, or Firm—Richard C. Conover

[57] CLAIM

The ornamental design for an adapter for a telephone handset receiver, as shown.

DESCRIPTION

FIG. 1 is a perspective view of an adapter for a telephone handset receiver showing my new design;

FIG. 2 is a right side elevation view thereof, the side opposite being a mirror image; and,

FIG. 3 is a front elevational view thereof.

The broken line showing of portions of a telephone handset is for illustrative purposes only and forms no part of the claimed design.

[56] References Cited

U.S. PATENT DOCUMENTS

D. 171,161	12/1953	Larabell	D14/249
D. 187,793	5/1960	Scanlon	D14/249
D. 244,300	5/1977	Besasio	D14/265
D. 244,301	5/1977	Besasio	D14/223
D. 305,235	12/1989	Moore	D14/249
D. 306,169	2/1990	Burton	D14/249
D. 313,092	12/1990	Nilsson	D14/205

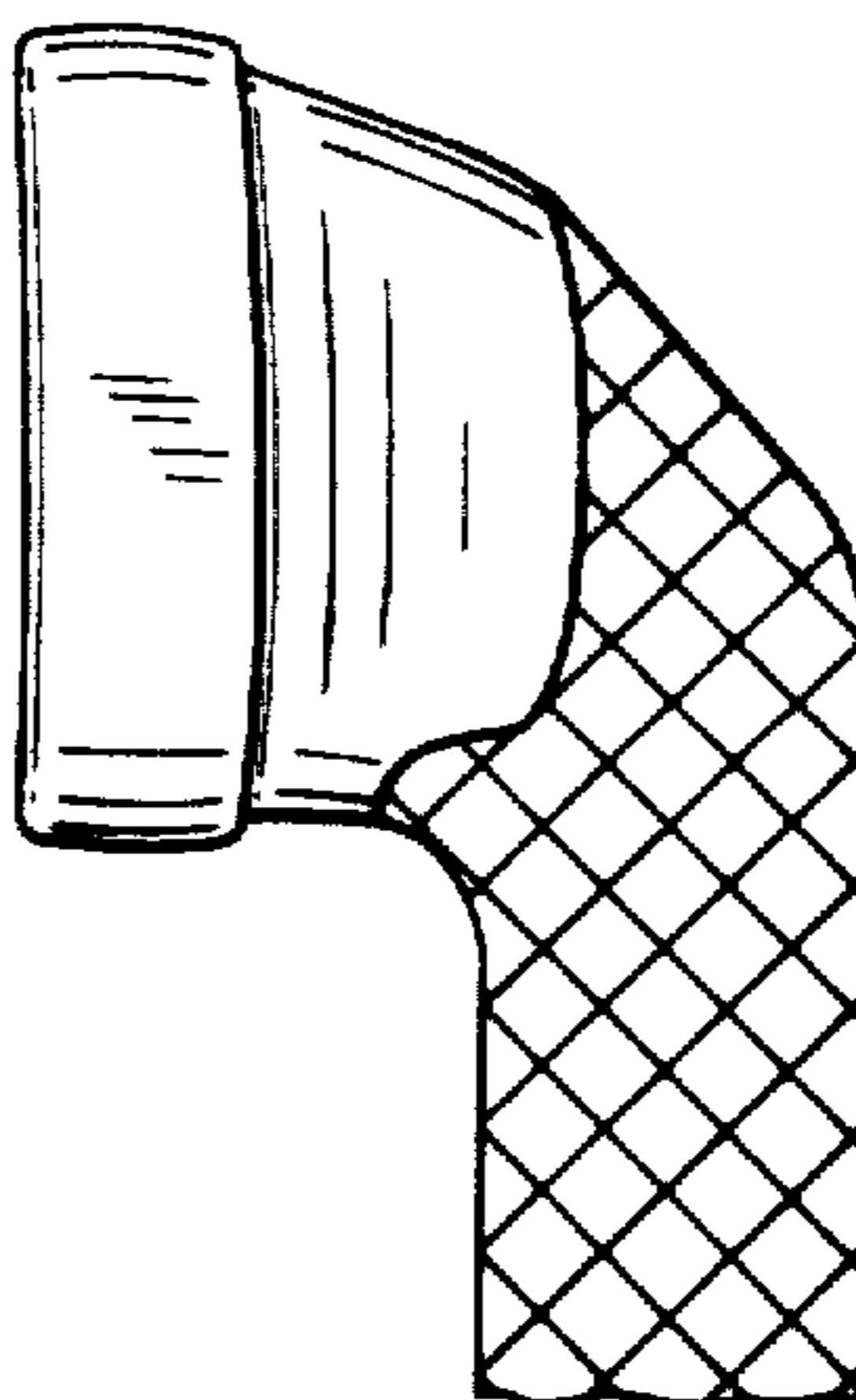



FIG. 1

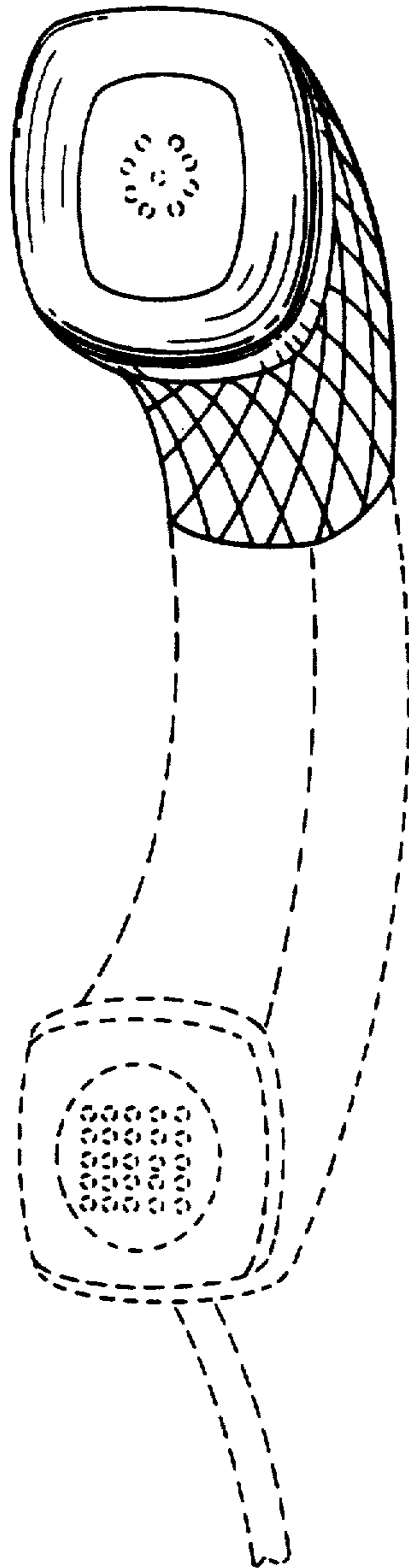


FIG. 2

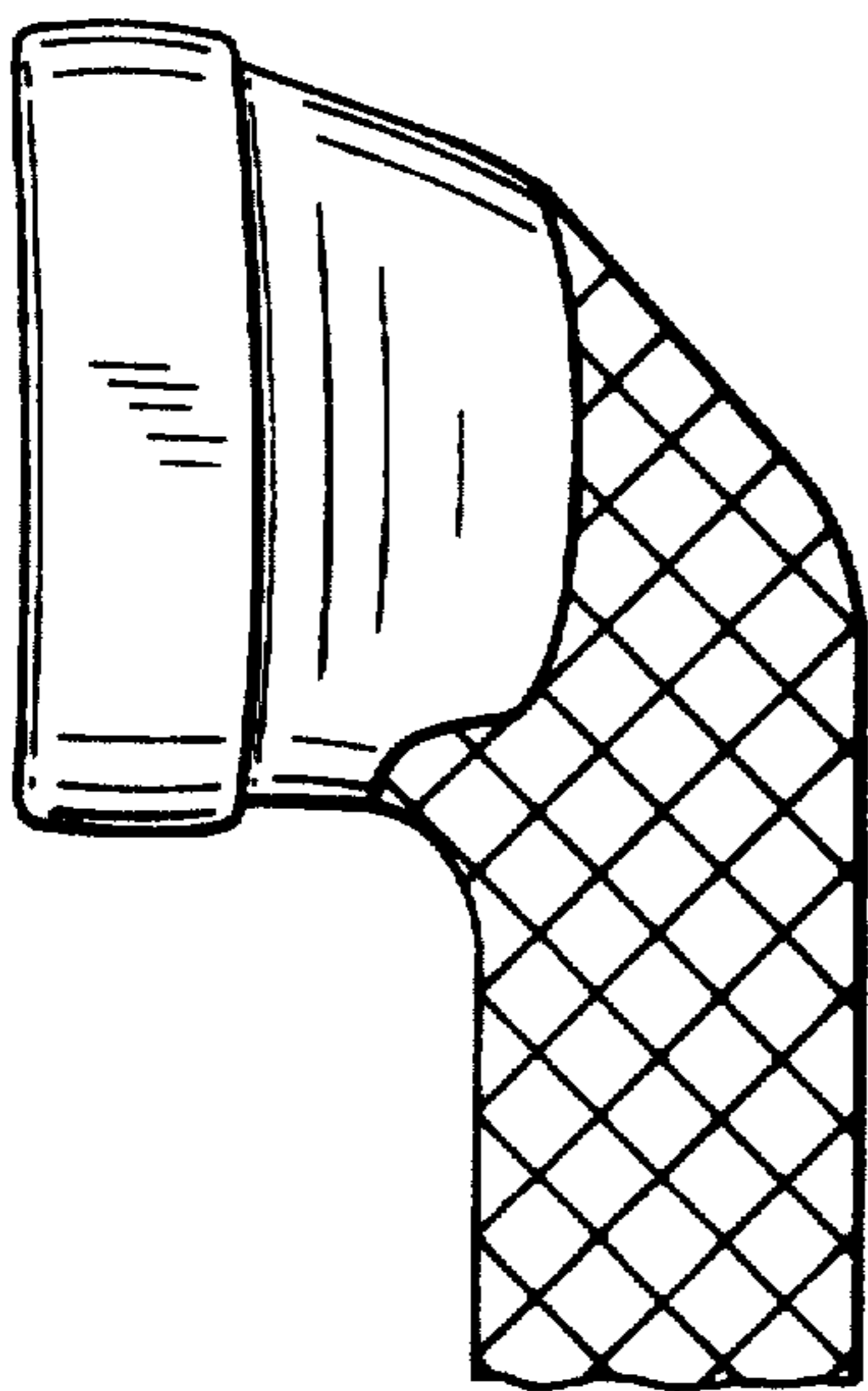


FIG. 3

