



US00D328058S

United States Patent [19]

Suzuki et al.

[11] Patent Number: Des. 328,058

[45] Date of Patent: ** Jul. 21, 1992

[54] POWER INVERTER

4,920,453 4/1990 Onose et al. 361/394 X
4,991,056 2/1991 Shimizu et al. 361/380

[75] Inventors: Masakatsu Suzuki, Kanagawa; Eiichi Sugishima; Hideo Inuma, both of Aichi, all of Japan

[73] Assignee: Mitsubishi Denki Kabushiki Kaisha, Tokyo, Japan

[**] Term: 14 Years

[21] Appl. No.: 492,176

[22] Filed: Mar. 9, 1990

[30] Foreign Application Priority Data

Sep. 14, 1989 [JP] Japan 1-33755
[52] U.S. Cl. D13/110; D13/162
[58] Field of Search D13/110, 118, 162, 179,
D13/184; 363/141, 142, 144; 361/380, 386, 388,
393, 394, 395

[56] References Cited

U.S. PATENT DOCUMENTS

D. 281,493	11/1985	Prager et al.	D13/162
D. 286,396	10/1986	Luciano	D13/118
D. 292,394	10/1987	Boucher	D13/162
D. 296,432	6/1988	Harris et al.	D13/162
D. 304,170	10/1989	Kondo et al.	D13/110
D. 309,446	7/1990	Russell	D13/162
D. 309,600	7/1990	Backes	D13/162
4,152,750	5/1979	Bremenour et al.	361/393 X
4,477,862	10/1984	Gonzales	361/380 X

OTHER PUBLICATIONS

Modules on p. 12 of Mitsubishi publication IB(NA)661-55-A(8804). Located in examiner's office.

Lamba LJA-D Series converters in brochure from Lamba Electronics, 155 Broad Hollow Rd. Melville, L.I., N.Y. 11747.

Vexta controller on p. 136 of Control Engineering, Jun. 1989. Located in PTO Scientific Library.

Robbins and Myers control modules on p. 25 of Design News, Sep. 4, 1989. Located in PTO Group 290 Library.

Primary Examiner—Susan J. Lucas

Assistant Examiner—Joel Sincavage

Attorney, Agent, or Firm—Rothwell, Figg, Ernst & Kurz

[57] CLAIM

The ornamental design for a power inverter, as shown.

DESCRIPTION

FIG. 1 is a front elevational view of a power inverter showing our new design;

FIG. 2 is a left side elevational view of that shown in FIG. 1;

FIG. 3 is a top plan view thereof;

FIG. 4 is a rear elevational view thereof;

FIG. 5 is a right side elevational view thereof;

FIG. 6 is a bottom plan view thereof; and,

FIG. 7 is a perspective view thereof.

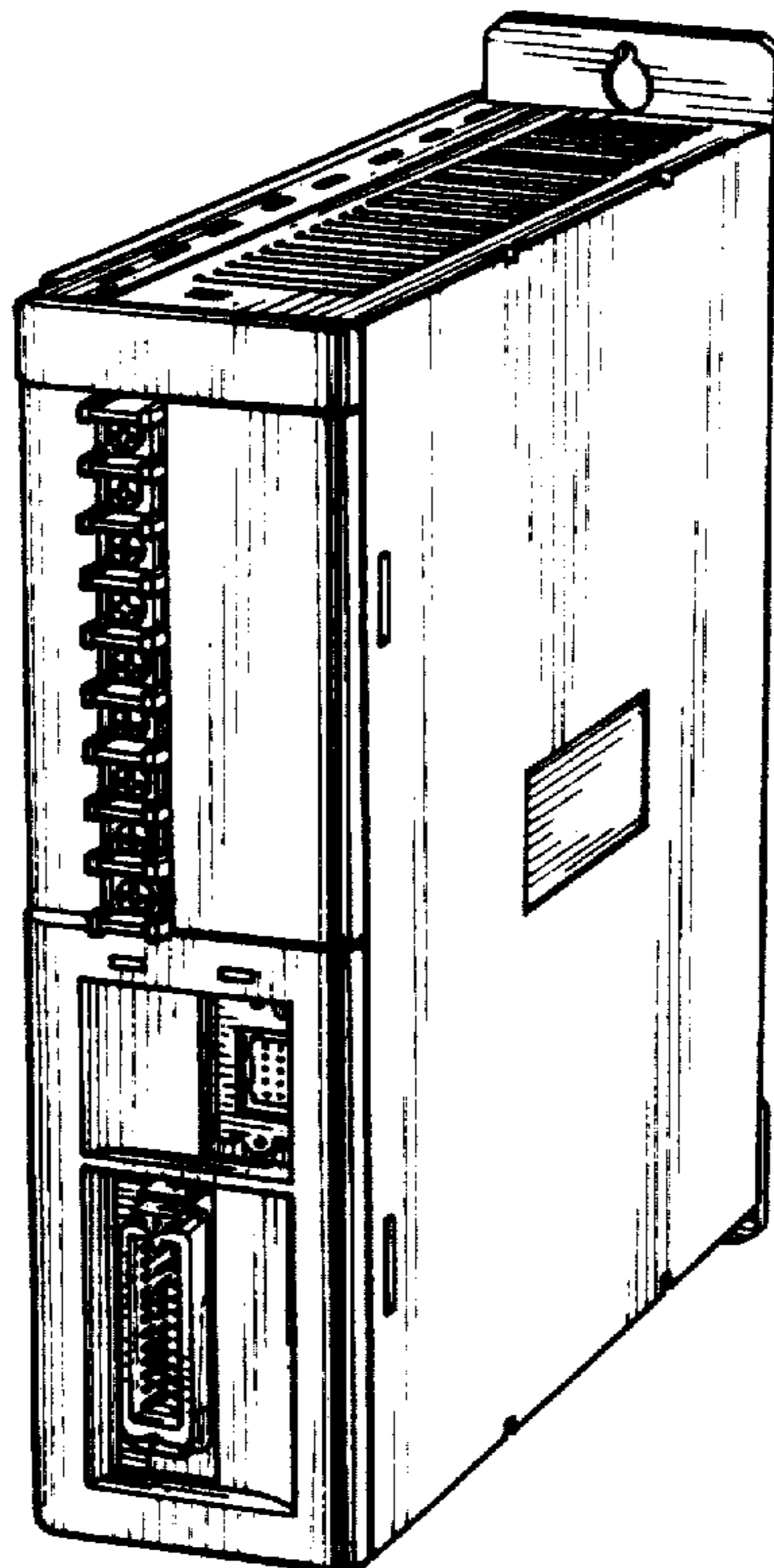


FIG. 1

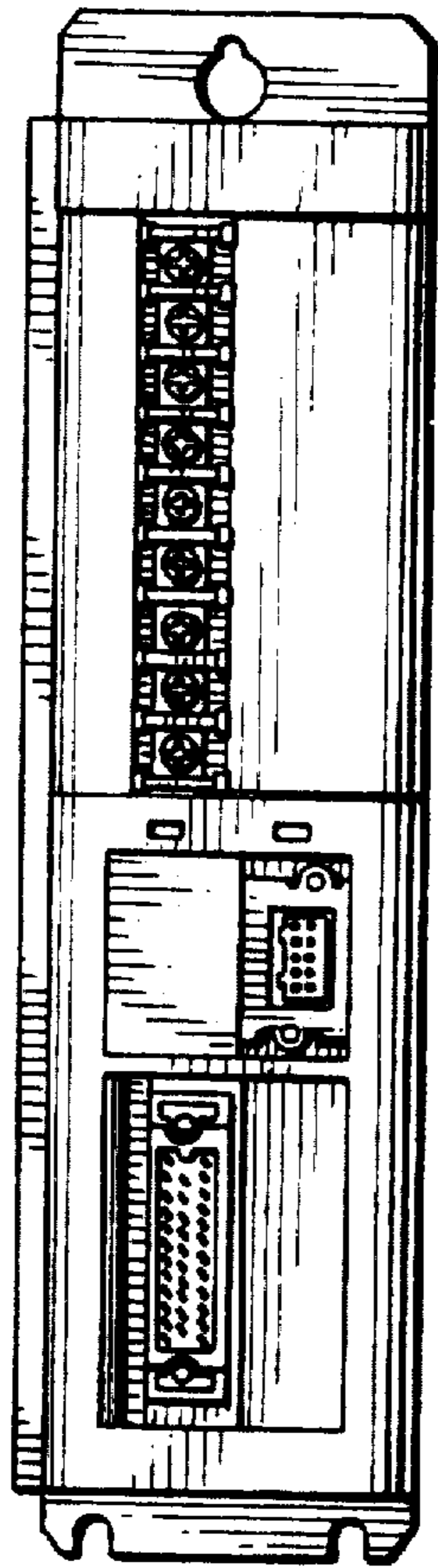


FIG. 4




FIG. 3

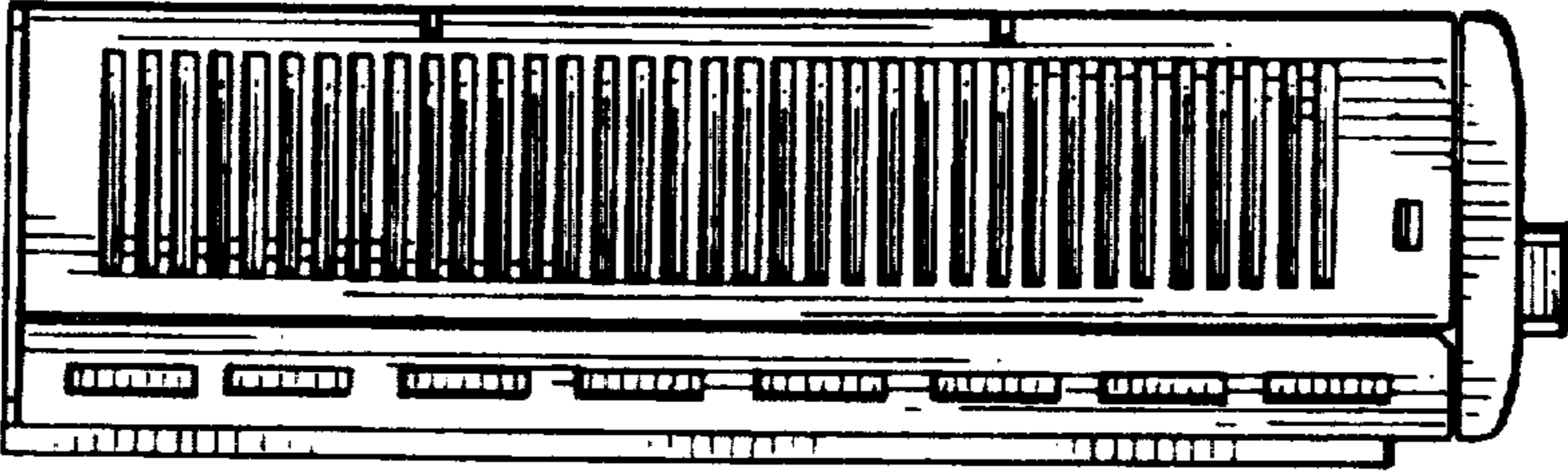


FIG. 2

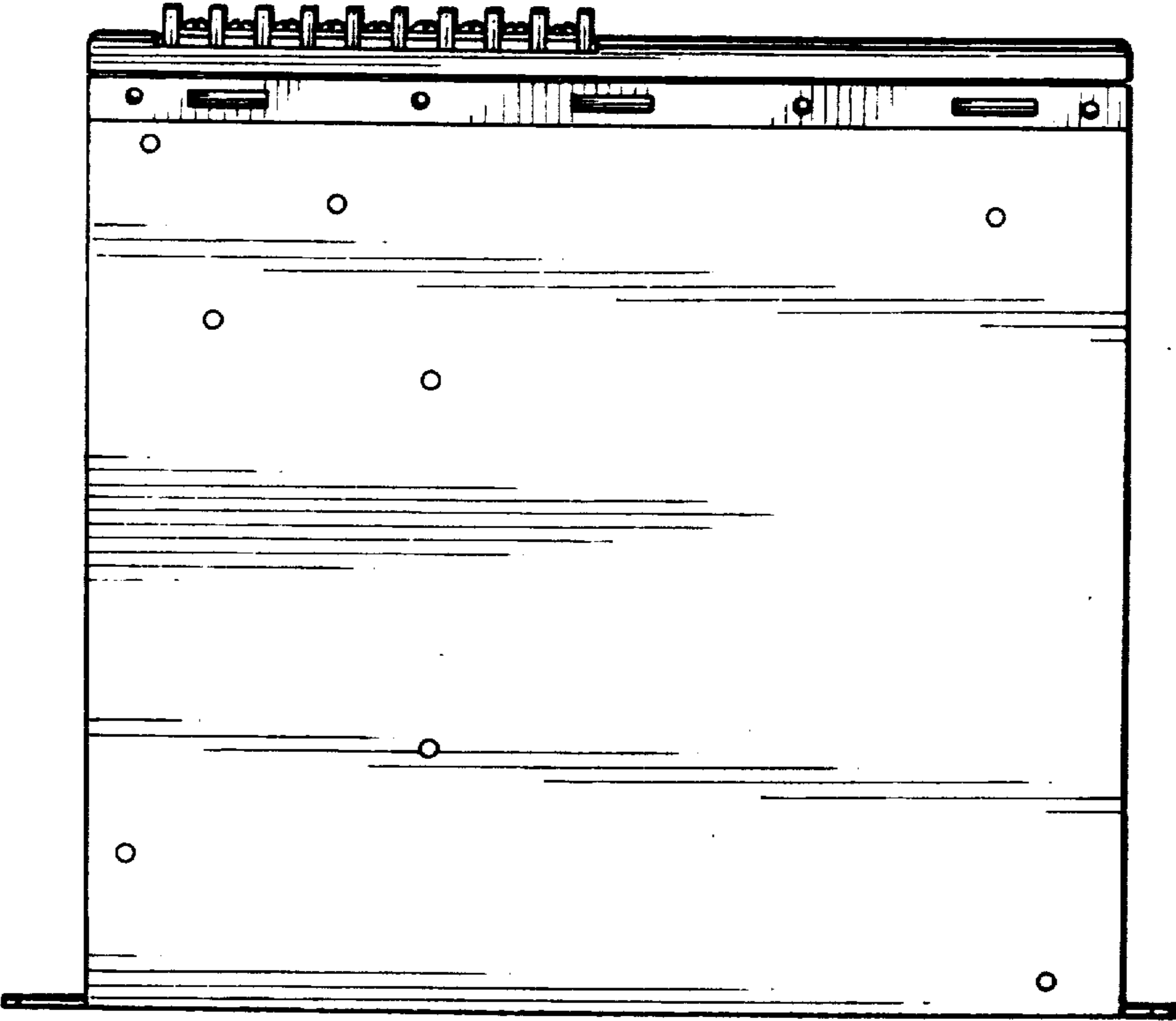


FIG. 5

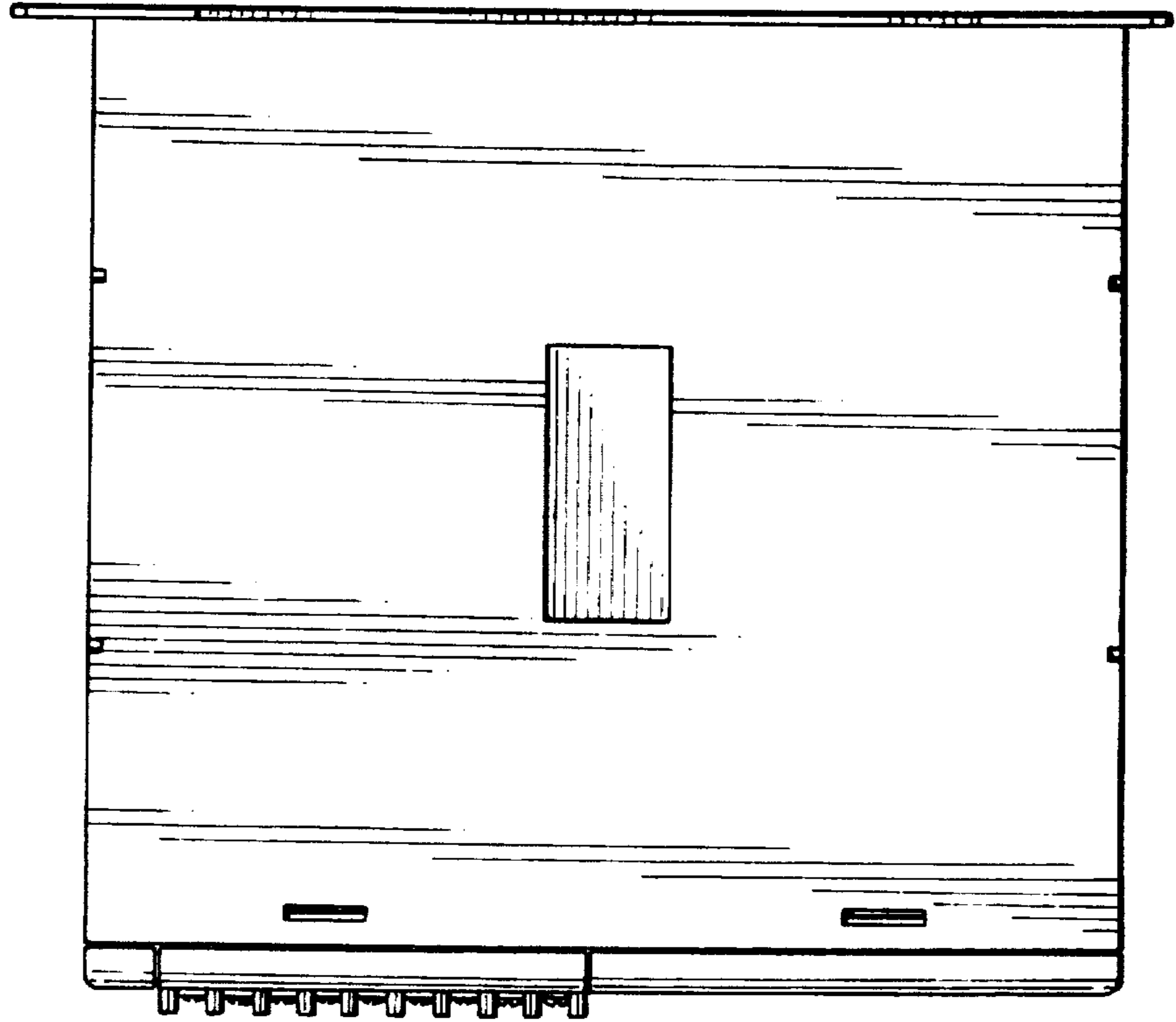


FIG. 6

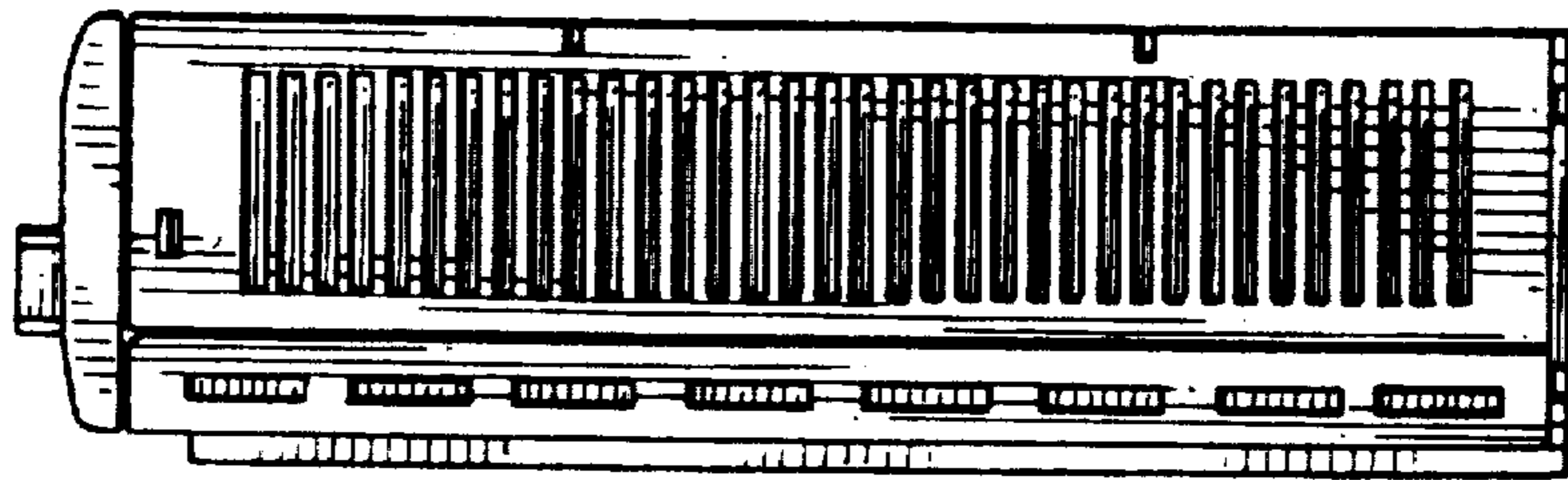


FIG. 7

