



US00D328049S

**United States Patent** [19]  
**Sturtevant**

[11] **Patent Number: Des. 328,049**

[45] **Date of Patent: \*\* Jul. 21, 1992**

[54] **TRUCK CAP**

[75] **Inventor: Thomas M. Sturtevant, South China, Me.**

[73] **Assignee: Benton Plastics, Inc., Fairfield, Me.**

[\*\*] **Term: 14 Years**

[21] **Appl. No.: 493,871**

[22] **Filed: Mar. 15, 1990**

[52] **U.S. Cl. .... D12/156**

[58] **Field of Search ..... D12/156; 296/10, 26, 296/99.1, 100, 102, 164**

[56] **References Cited**

**U.S. PATENT DOCUMENTS**

- D. 232,822 9/1974 Knoss et al. .... D12/156
- D. 236,455 8/1975 Robertson ..... D12/156
- D. 281,488 11/1985 Collins ..... D12/156

*Primary Examiner*—James M. Gandy

*Attorney, Agent, or Firm*—Daniel Kane

[57] **CLAIM**

The ornamental design for a truck cap, as shown and described.

**DESCRIPTION**

FIG. 1 is a perspective view of the side and rear end of a truck cap showing my new design it being understood that the broken lines are for illustrative purposes only and form no part of the claimed design;

FIG. 2 is an enlarged side elevation view thereof, the opposite side being a mirror image of that shown;

FIG. 3 is an enlarged perspective view of the top and front end thereof;


FIG. 4 is an enlarged perspective view of the top and rear end thereof;

FIG. 5 is a slightly enlarged top plan view thereof;

FIG. 6 is a slightly enlarged bottom plan view thereof;

FIG. 7 is an enlarged rear end elevation view thereof; and,

FIG. 8 is an enlarged front end elevation view thereof.






FIG. 1




FIG. 2

FIG. 3




FIG. 4





FIG. 5

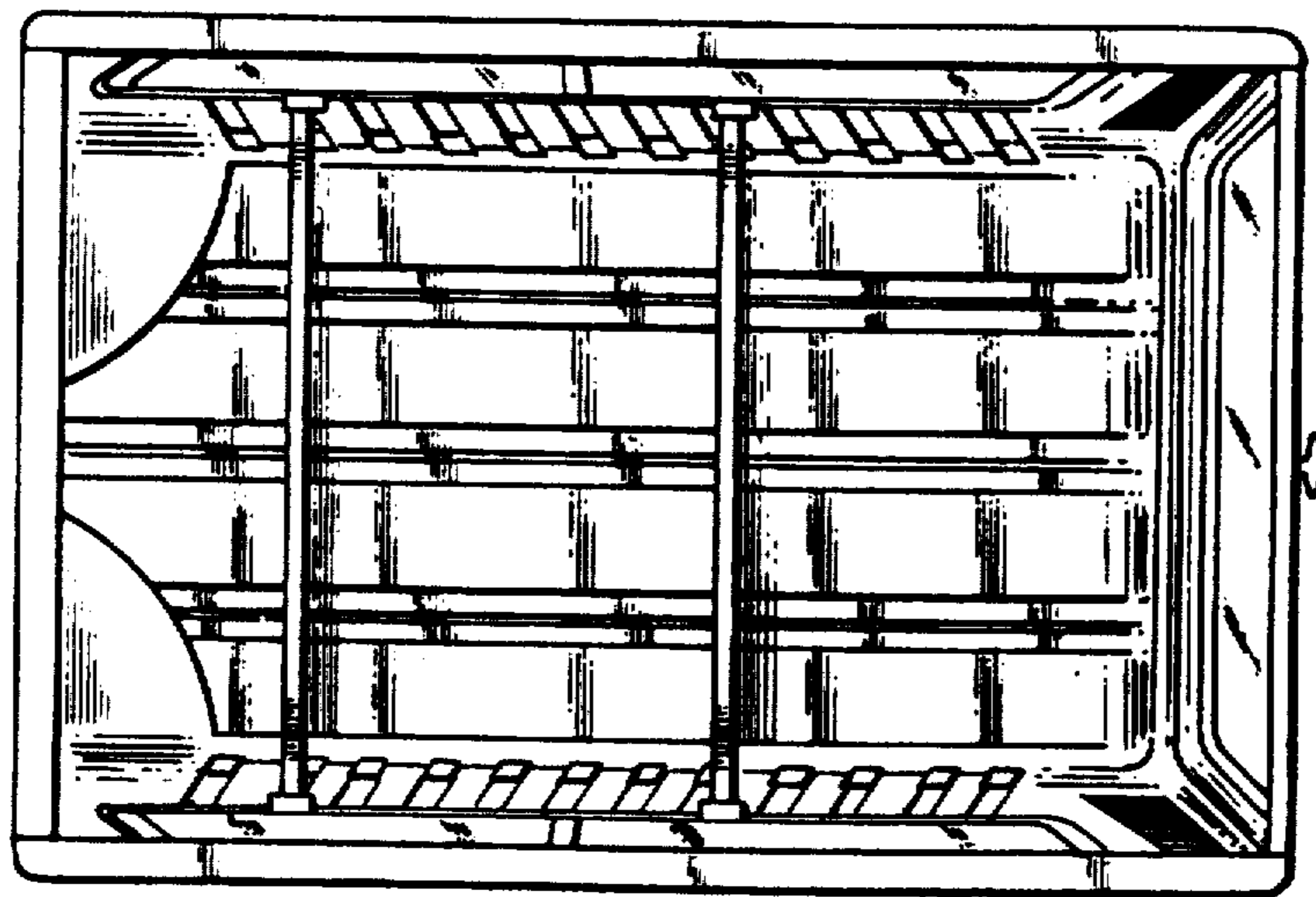


FIG. 6




FIG. 7




FIG. 8