



US00D328039S

United States Patent [19]

[11] Patent Number: **Des. 328,039**

Cowan

[45] Date of Patent: **** Jul. 21, 1992**

[54] **EXPANSION BRACELET**

[75] Inventor: **Murray L. Cowan**, Norwood, Mass.

[73] Assignee: **Textron Inc.**, Providence, R.I.

[**] Term: **14 Years**

[21] Appl. No.: **509,619**

[22] Filed: **Apr. 16, 1990**

[52] U.S. Cl. **D11/19; D11/4; D11/93**

[58] Field of Search **D11/1-13, D11/19-25, 93, 94, 15-18; 59/80-88, 90; 63/1.1-6; 224/171, 175, 178; D10/30-32**

[56] **References Cited**

U.S. PATENT DOCUMENTS

- D. 213,333 2/1969 Poon D11/21
- D. 228,014 7/1973 Fontaine D11/93

- D. 297,417 8/1988 Asano et al. D11/2
- 2,246,221 6/1941 Prestinari et al. 59/80
- 3,007,301 11/1961 Sand 59/80

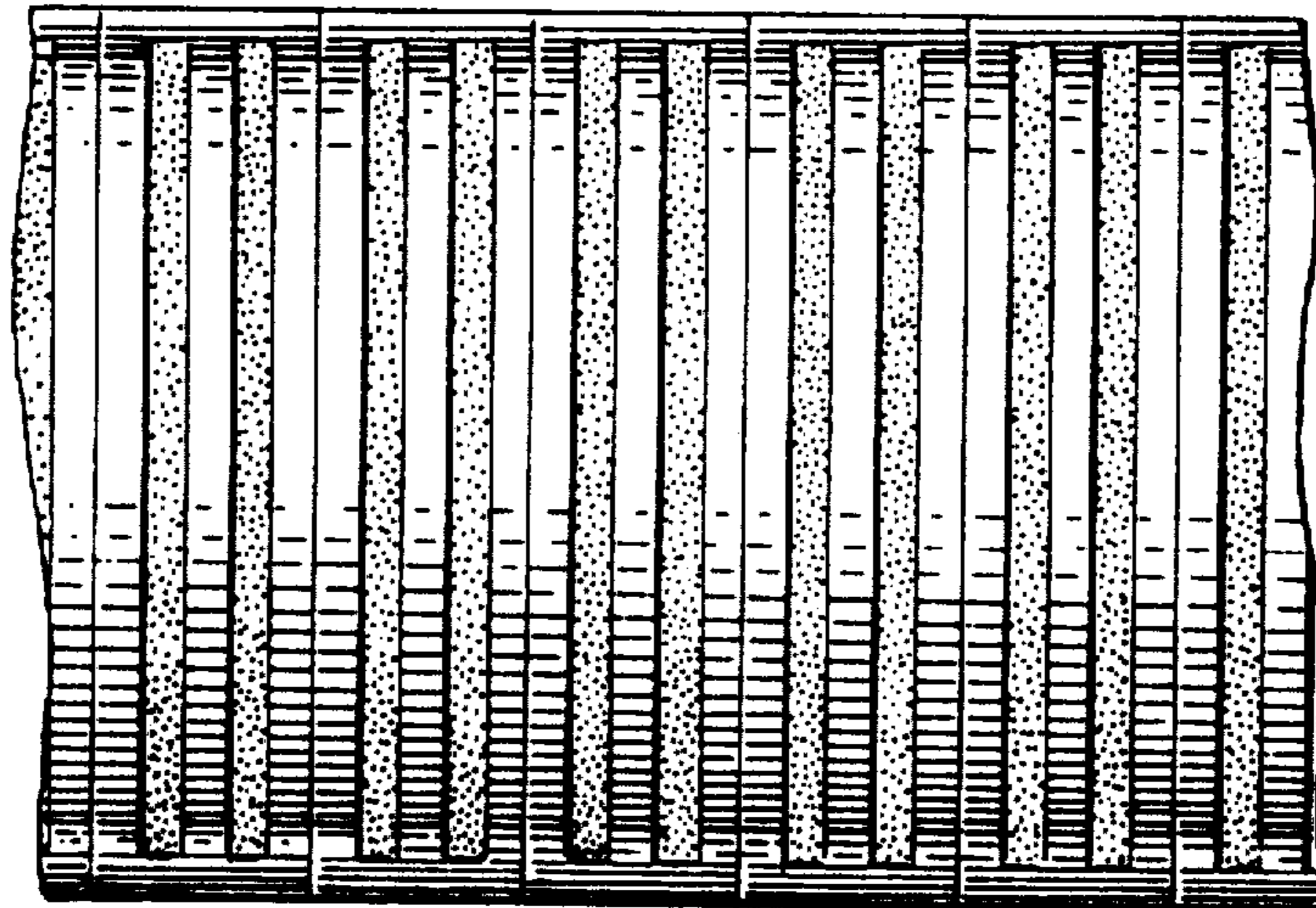
Primary Examiner—A. Hugo Word
Assistant Examiner—R. Seifert
Attorney, Agent, or Firm—Samuels, Gauthier & Stevens

[57] **CLAIM**

The ornamental design for an expansion bracelet, as shown and described.

DESCRIPTION

FIG. 1 is a top plan view of an expansion bracelet showing my new design;
FIG. 2 is a bottom plan view thereof with the central portion removed for ease of illustration;
FIG. 3 is a side elevational view of FIG. 2;
FIG. 4 is an end elevational view thereof; and,
FIG. 5 is an enlarged partial top plan view thereof.






FIG. 1

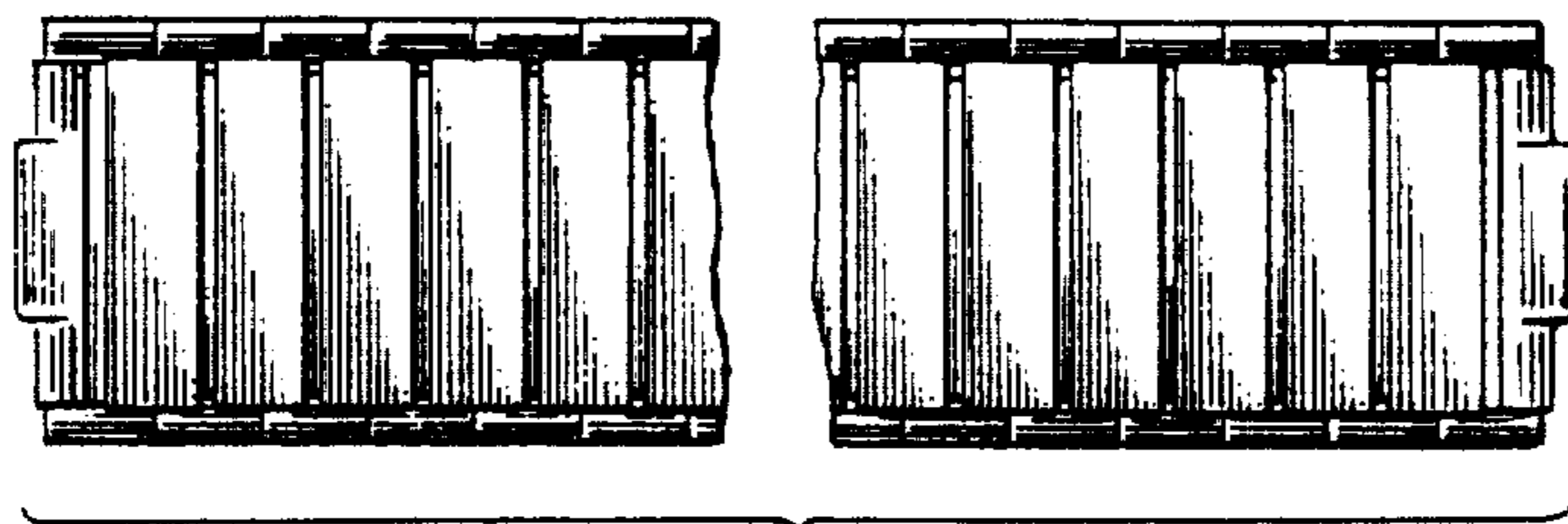


FIG. 2

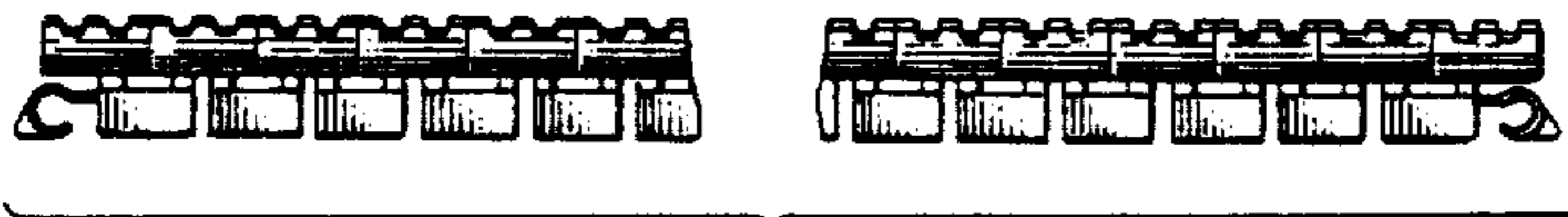


FIG. 3




FIG. 4




FIG. 5