



US00D328032S

United States Patent [19]

[11] Patent Number: **Des. 328,032**

Saunders et al.

[45] Date of Patent: **** Jul. 21, 1992**

[54] **END CLOSURE FOR CONTAINER WITH INTEGRAL OPENER**

[56]

References Cited

U.S. PATENT DOCUMENTS

[75] Inventors: **William T. Saunders**, Weirton, W. Va.; **Kevin Hanley**, Cockeysville, Md.

D. 3,359	2/1869	Pratt	D9/434
D. 221,136	7/1971	Batchelar et al.	D9/438
D. 274,603	7/1984	Lien et al.	D9/438
2,978,410	4/1961	Walsh	D9/438 X
3,232,474	2/1966	Dunn	D9/438 X
3,441,171	4/1969	Stec	D9/438 X
3,480,175	11/1969	Khoury	D9/438 X

[73] Assignee: **Weirton Steel Corporation**, Weirton, W. Va.

Primary Examiner—Bernard Ansher
Assistant Examiner—Dominic Simone
Attorney, Agent, or Firm—Raymond N. Baker

[**] Term: **14 Years**

[21] Appl. No.: **535,853**

[57] CLAIM

[22] Filed: **Jun. 6, 1990**

The ornamental design for an end closure for container with integral opener, as shown and described.

Related U.S. Application Data

DESCRIPTION

[63] Continuation-in-part of Ser. No. 524,358, May 16, 1990.

FIG. 1 is a top plan view of an end closure for container with integral opener showing our new design;

[52] U.S. Cl. **D9/438**

FIG. 2 is a bottom plan view thereof; and,

[58] Field of Search D9/435, 438, 368; 220/269-273

FIG. 3 is a cross-sectional view taken along line 3—3 of FIG. 1.



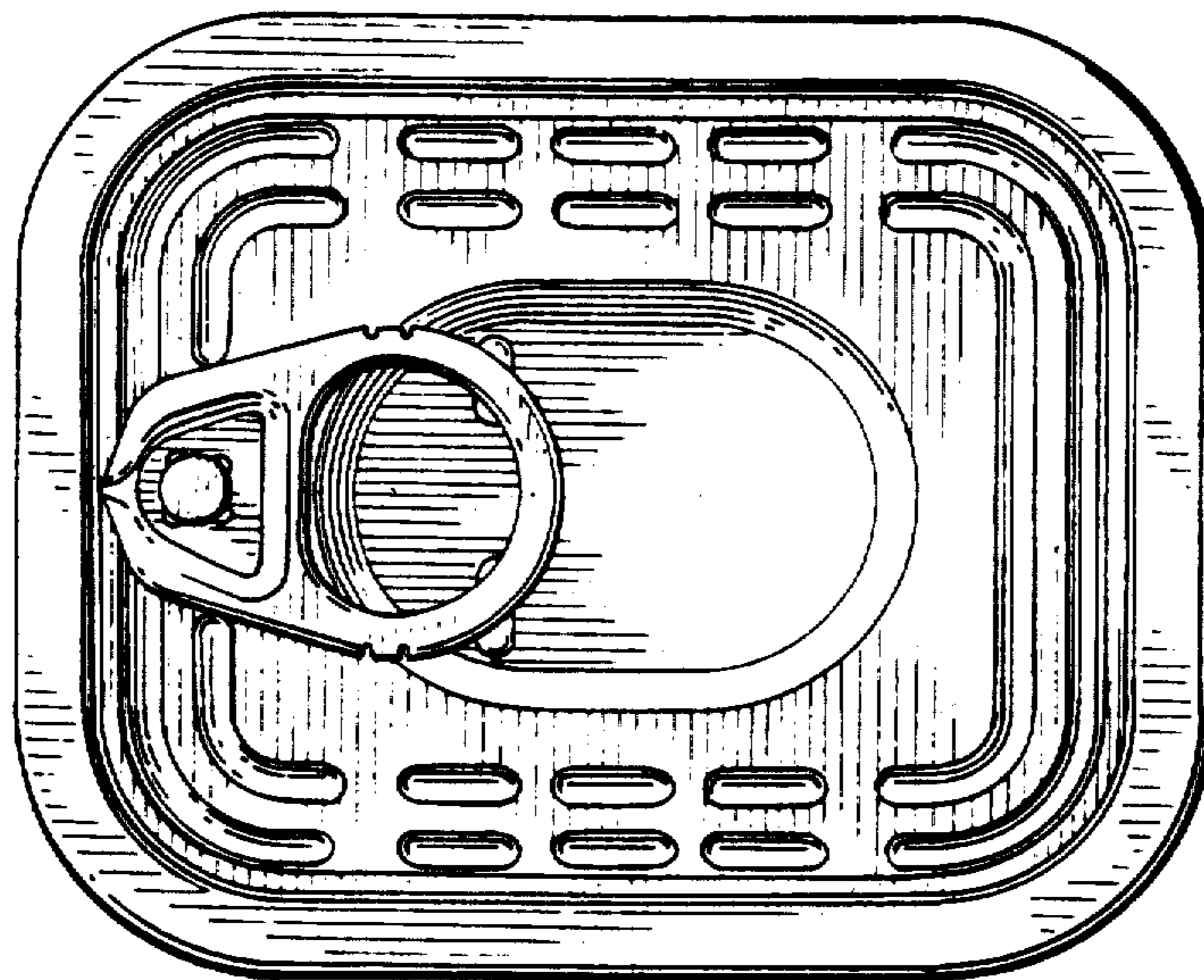


FIG. 1

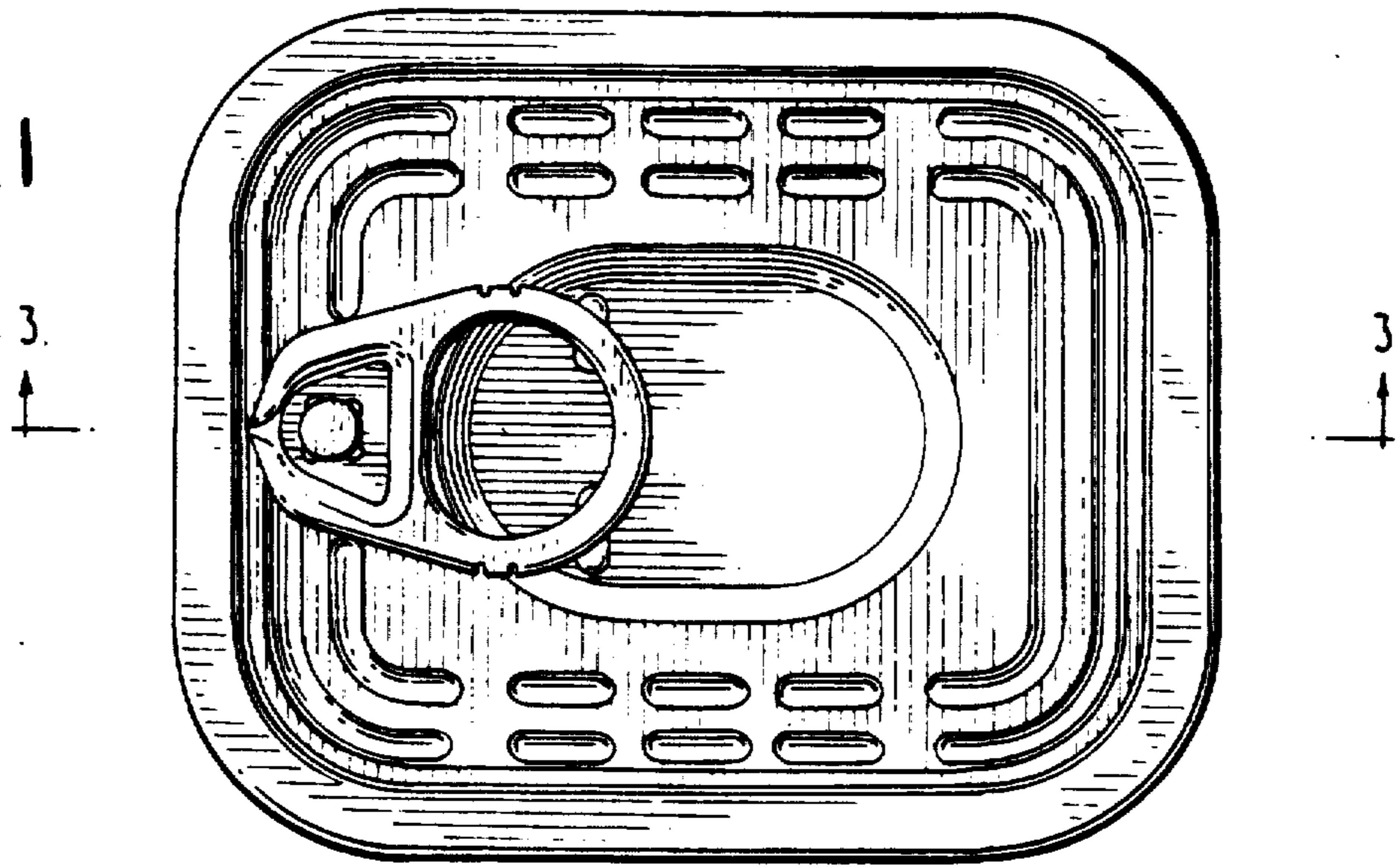


FIG. 2

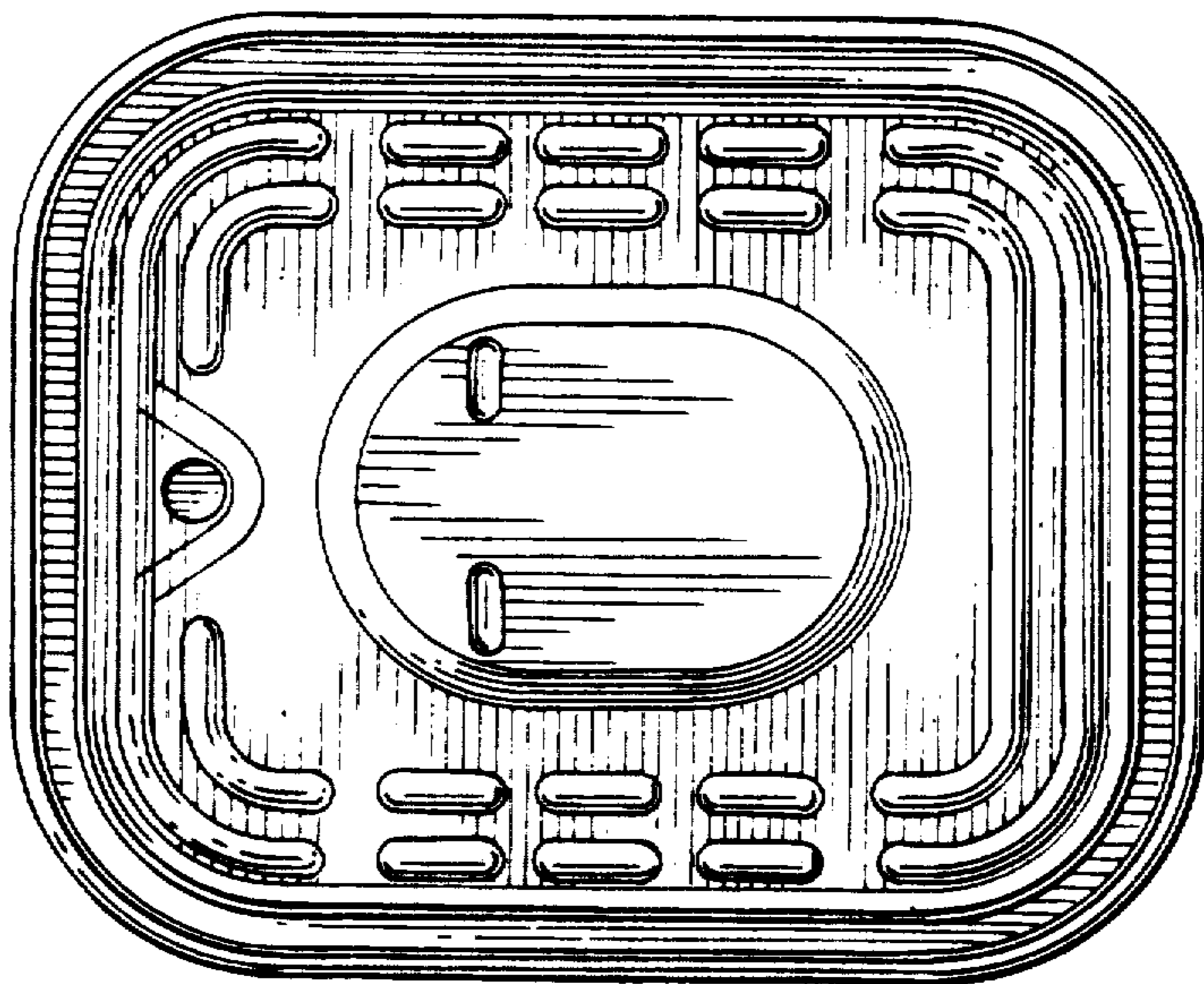


FIG. 3

