



US00D328006S

United States Patent [19]

[11] Patent Number: **Des. 328,006**

Unger

[45] Date of Patent: *** Jul. 21, 1992**

[54] CUP OR SIMILAR ARTICLE

[75] Inventor: **Steve A. Unger, Manilus, N.Y.**

[73] Assignee: **Syracuse China Corporation,
Syracuse, N.Y.**

[*] Notice: The portion of the term of this patent subsequent to Oct. 29, 2005 has been disclaimed.

[**] Term: **14 Years**

[21] Appl. No.: **321,537**

[22] Filed: **Mar. 10, 1989**

[52] U.S. Cl. **D7/536; D7/533**

[58] Field of Search **D7/509-514,
D7/519-521, 523, 533-536, 531, 532, 584, 585**

[56] References Cited

U.S. PATENT DOCUMENTS

D. 100,852	8/1936	Cowan	D7/536
D. 167,936	10/1952	Folley	D7/535
D. 266,298	9/1982	Moskal	D7/521

OTHER PUBLICATIONS

Jackson China, ©1972, p. 7 "Swirl"—Handled and Unhandled Cups at top.

Noritake Has More Beautiful Ways, Cat. Form-83, p. 35 "Ice Flower" B976, Cup at right/middle panel.

Jackson China, ©1972, p. 21—Auxiliary Shapes—lower left/#19, #20, #21 Cups shown.

Primary Examiner—Nelson C. Holtje

Assistant Examiner—Caron D. Veynar

Attorney, Agent, or Firm—Cushman, Darby & Cushman

[57] CLAIM

The ornamental design for cup or similar article, as shown and described.

DESCRIPTION

FIG. 1 is a side elevational view of a cup or similar article showing my new design, the opposite side is a mirror image;


FIG. 2 is an end elevational view thereof taken from the left side of FIG. 1;

FIG. 3 is an end elevational view thereof taken from the right side of FIG. 1;

FIG. 4 is a top plan view thereof;

FIG. 5 is a bottom plan view thereof; and,

FIG. 6 is a cross-sectional view thereof taken along lines 6—6 of FIG. 4.



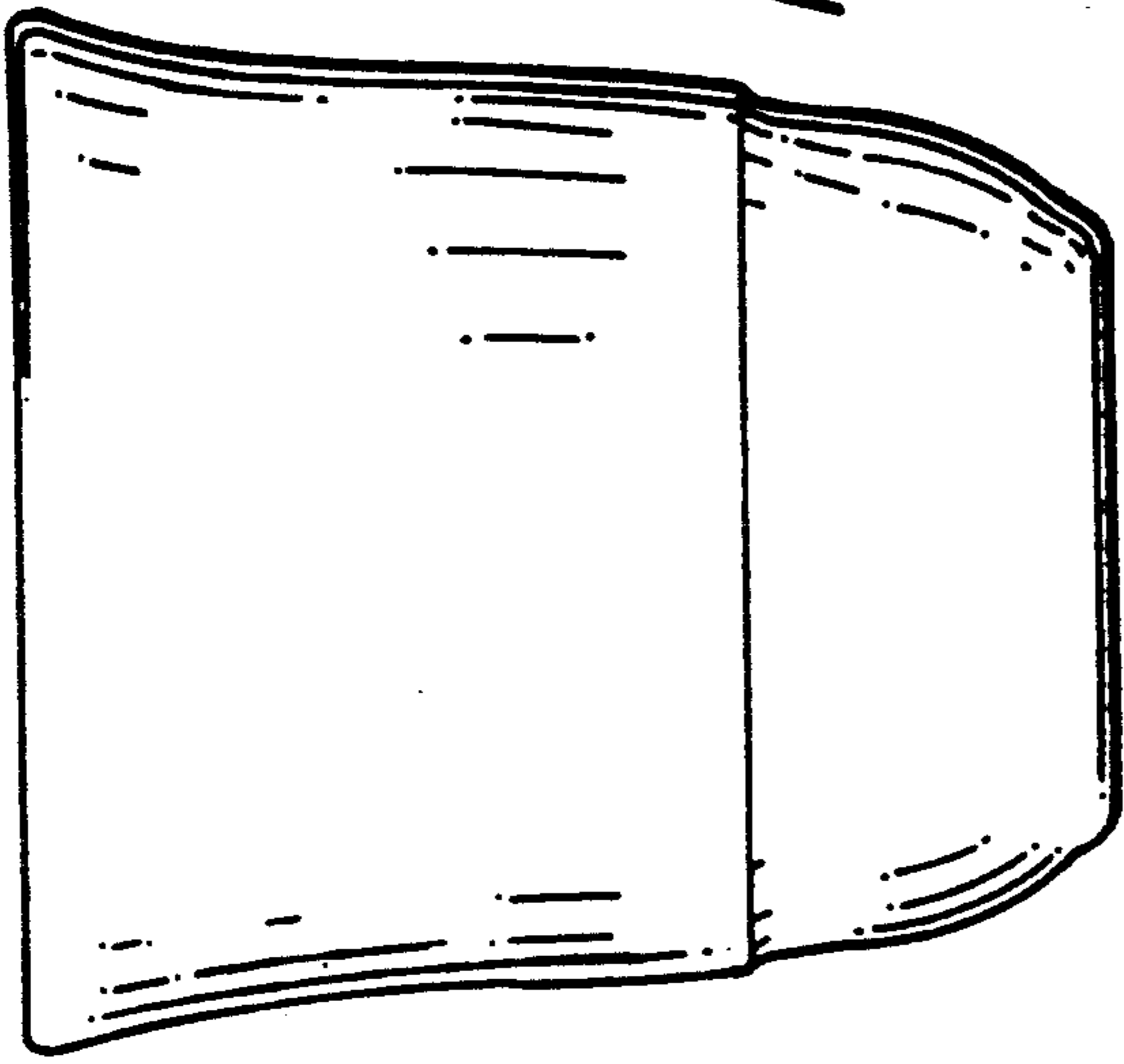


FIG. 2

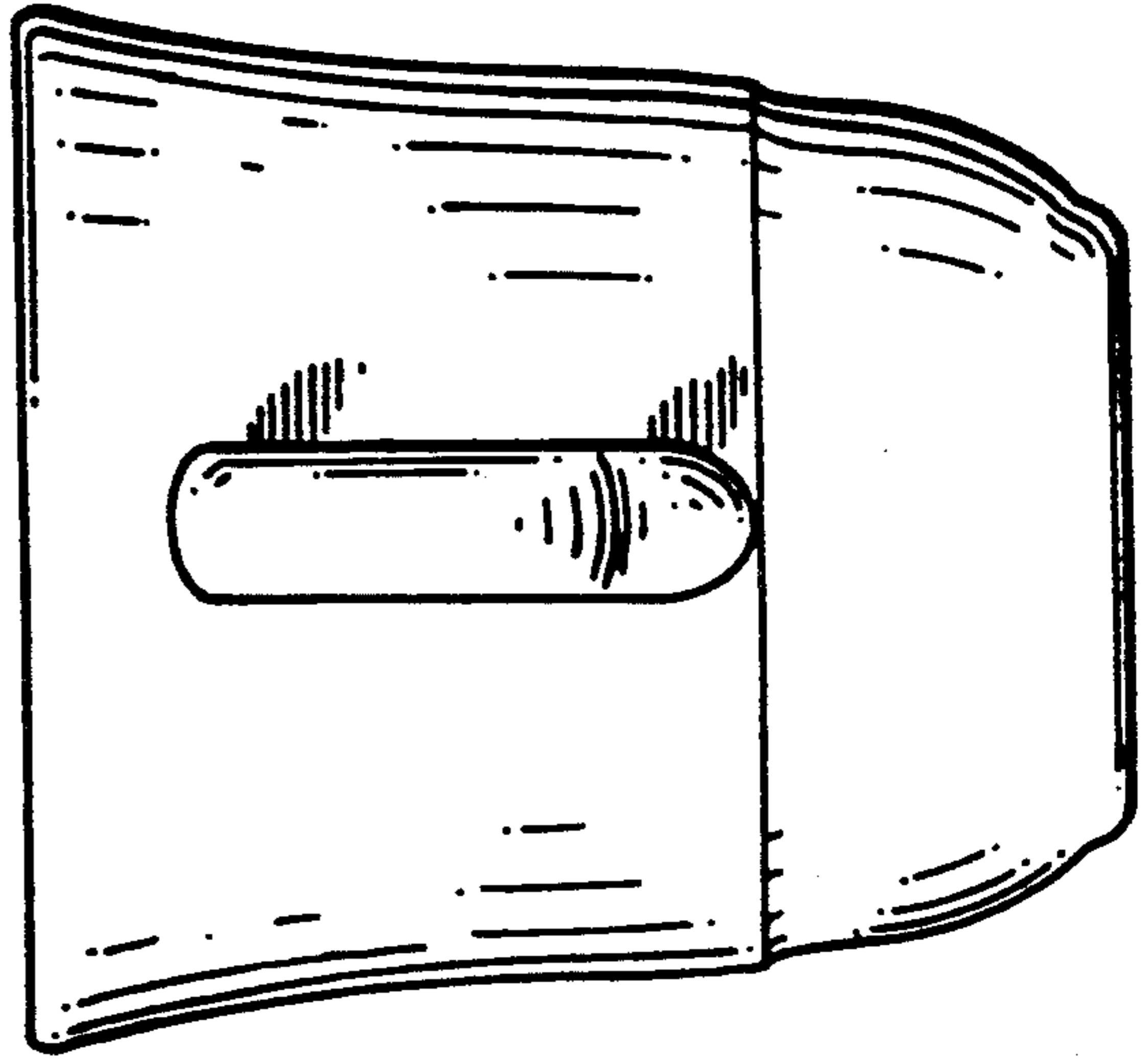


FIG. 3




FIG. 1




FIG. 6

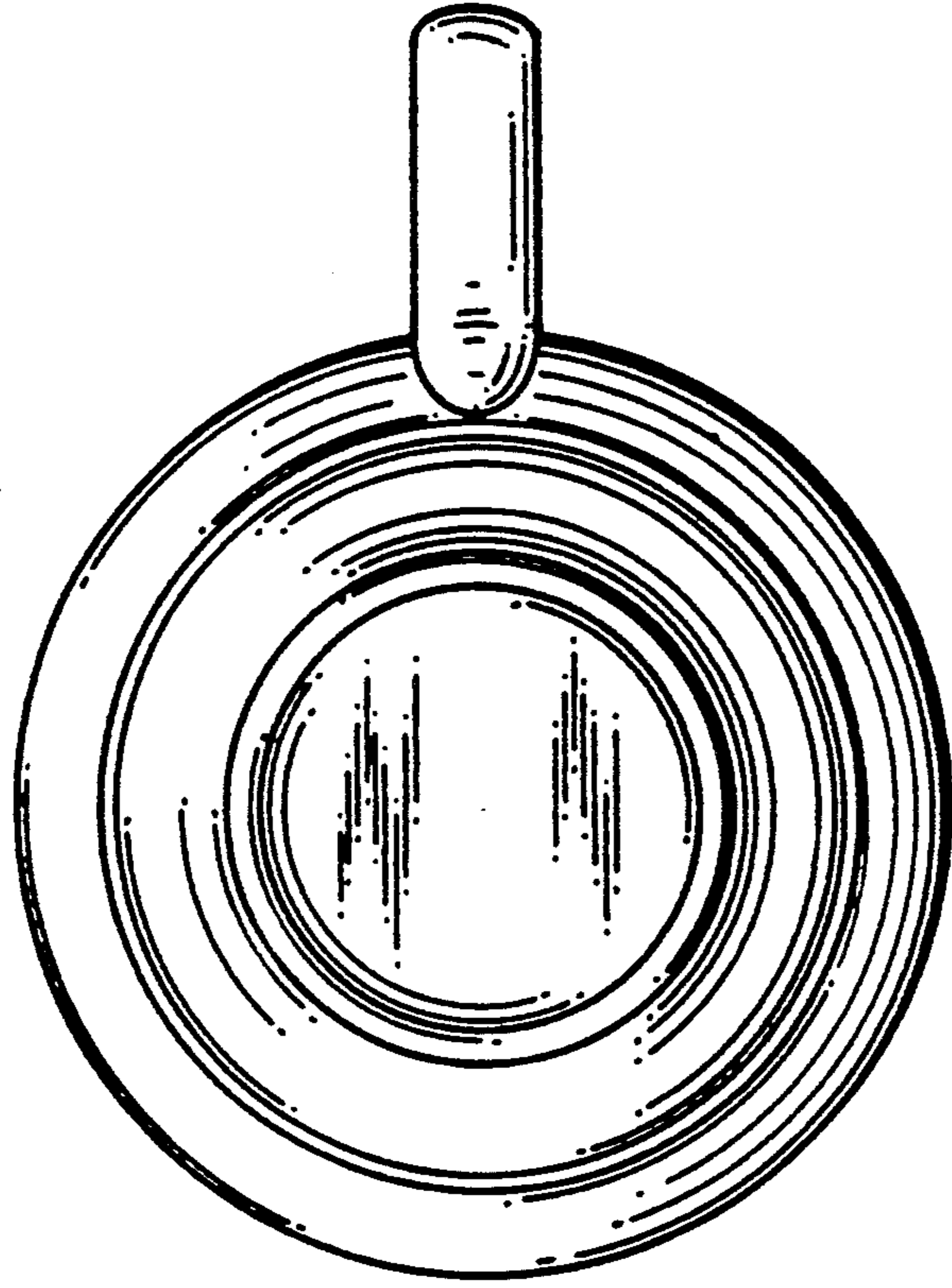


FIG. 5

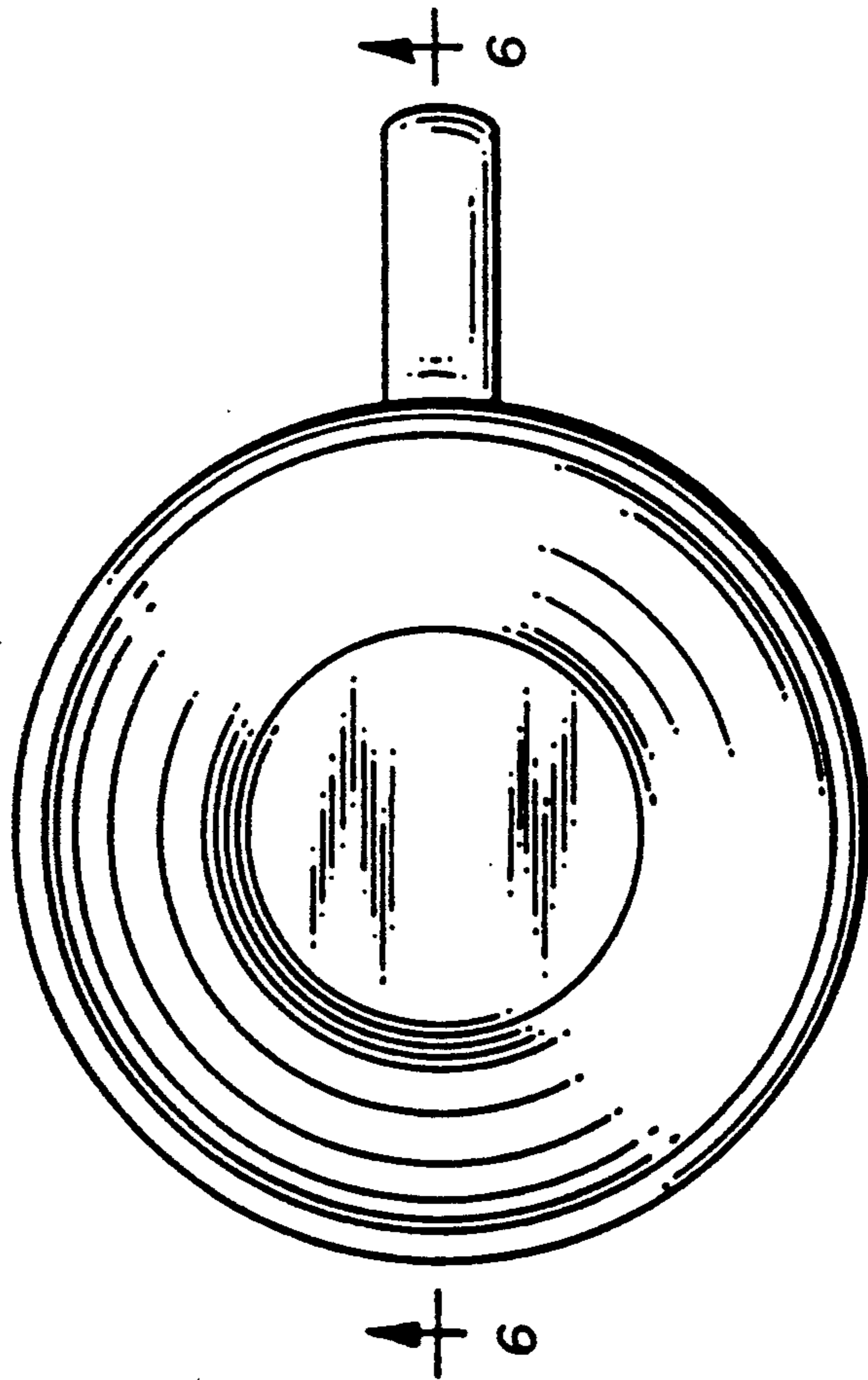


FIG. 4