



US00D327999S

United States Patent [19]

[11] Patent Number: **Des. 327,999**

Grosfillex

[45] Date of Patent: **** Jul. 21, 1992**

[54] **TABLE**

[75] Inventor: **Raymond Grosfillex**, Oyonnax, France

[73] Assignee: **Grosfillex SARL**, Oyonnax, France

[**] Term: **14 Years**

[21] Appl. No.: **421,717**

[22] Filed: **Oct. 16, 1989**

[30] **Foreign Application Priority Data**

Apr. 17, 1989 [IB] Int'l Pat. Institute **DM/014247**
 [52] U.S. Cl. **D6/484; D6/485**
 [58] Field of Search **D6/480, 482-489, D6/495-497, 499, 425, 426, 429, 430, 449, 349, 511**

[56] **References Cited**

U.S. PATENT DOCUMENTS

D. 48,010 10/1915 Reischmann D6/349
 D. 173,563 11/1954 Friend D6/511 X
 D. 215,858 11/1969 Hamilton D6/485
 D. 263,524 3/1982 Hanson D6/484

D. 263,774 4/1982 Deconinck D6/487
 D. 274,676 7/1984 Massonnet D6/349
 D. 283,656 5/1986 Mennes D6/480
 D. 312,736 12/1990 Grosfillex D6/349

OTHER PUBLICATIONS

PVC Pipe Furniture—From the Family Workshop, ©1985, p. 37, by Ed & Stevie Baldwin, Figure F. Schoner Wohnen, 4-1984, p. 111, table at top. Brown Jordan ©1986, p. 53, Design Lib, Table at right & 2nd from top.

Primary Examiner—Donald P. Walsh
Assistant Examiner—Janice E. Seeger
Attorney, Agent, or Firm—Dowell & Dowell

[57] **CLAIM**

The ornamental design for a table, as shown and described.

DESCRIPTION

FIG. 1 is a perspective view of a table, showing my new design;
 FIG. 2 is a top plan view thereof;
 FIG. 3 is a bottom plan view thereof; and,
 FIG. 4 is a typical side elevational view.




FIG. 1

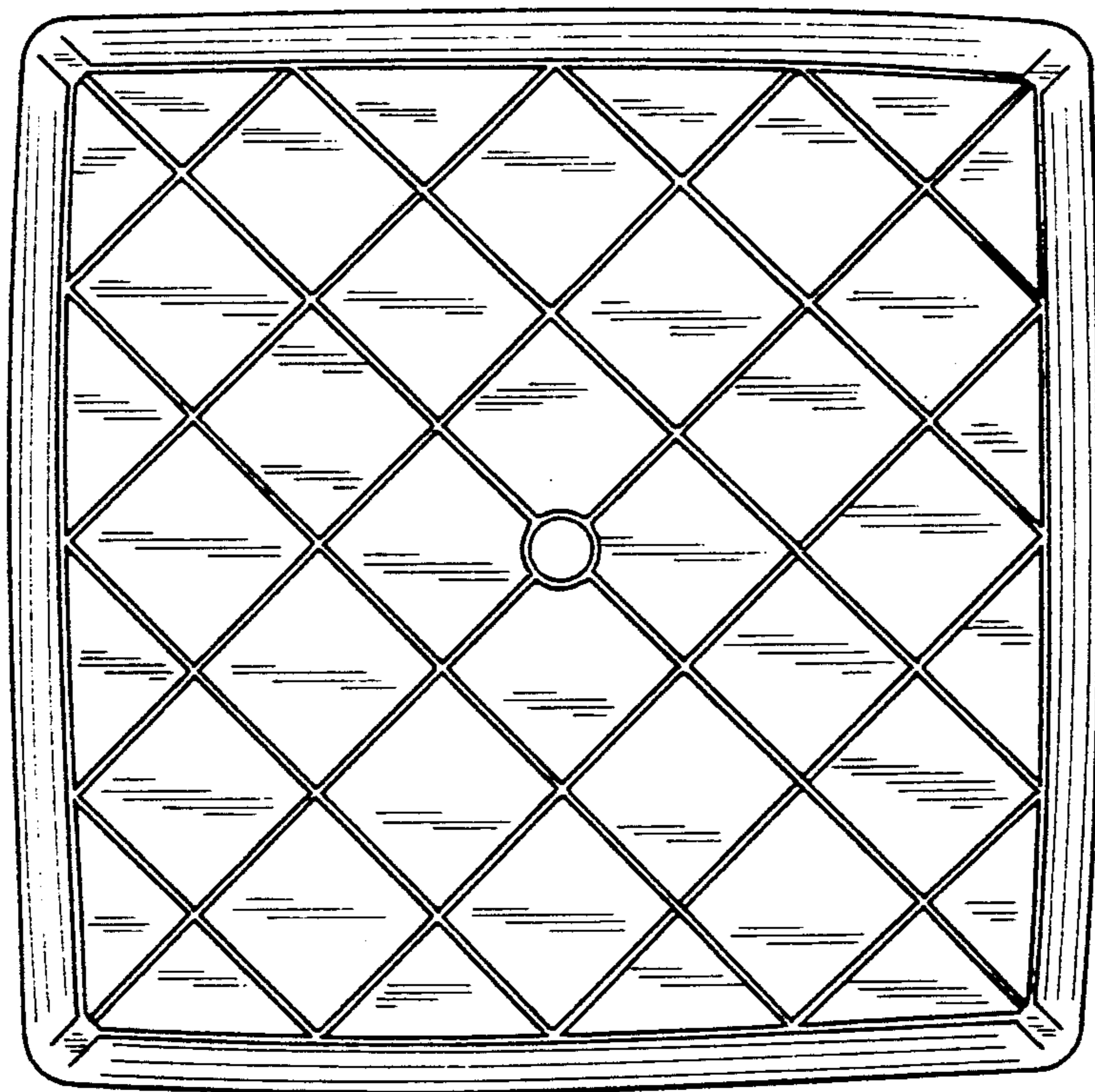
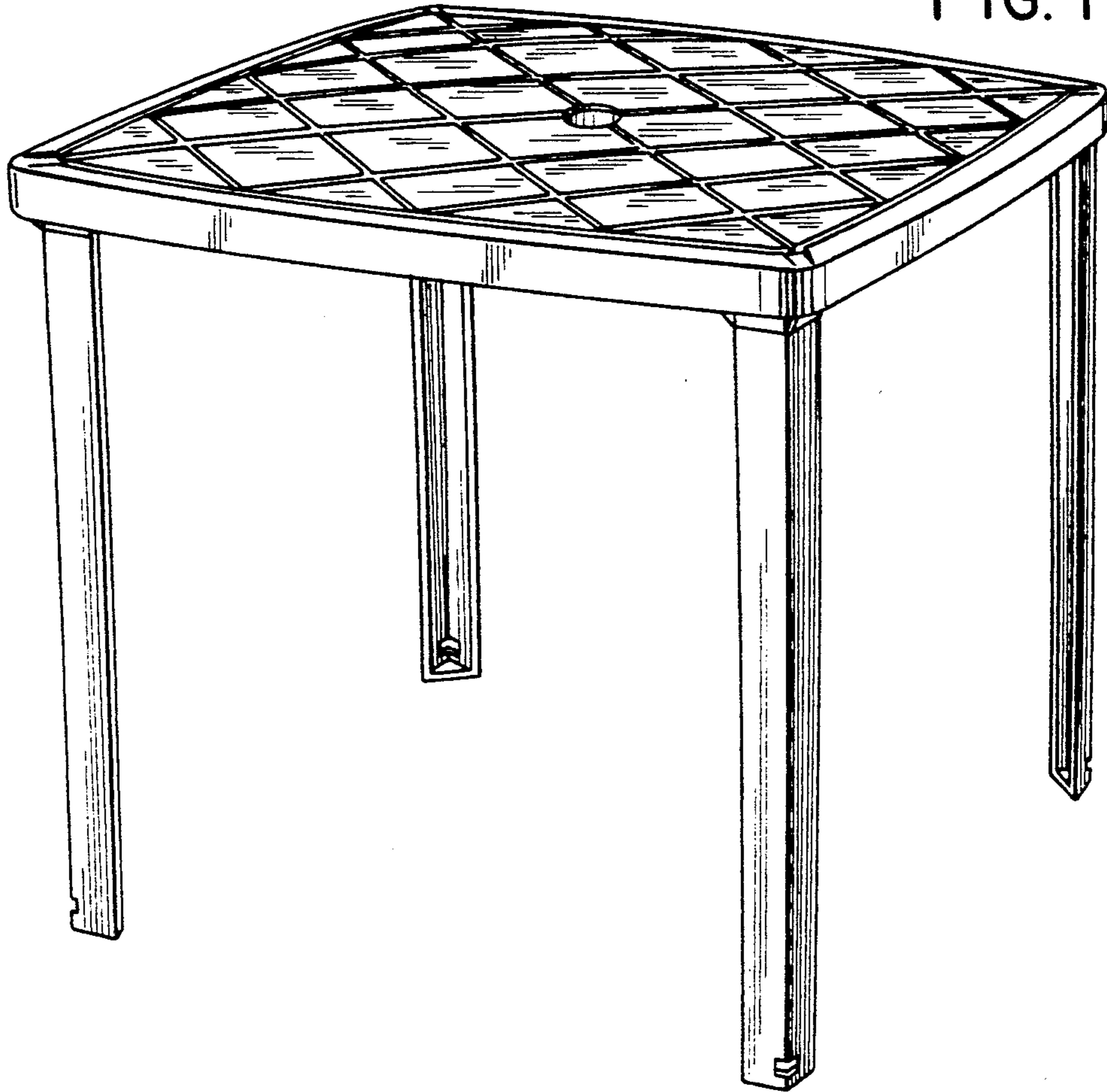


FIG. 2

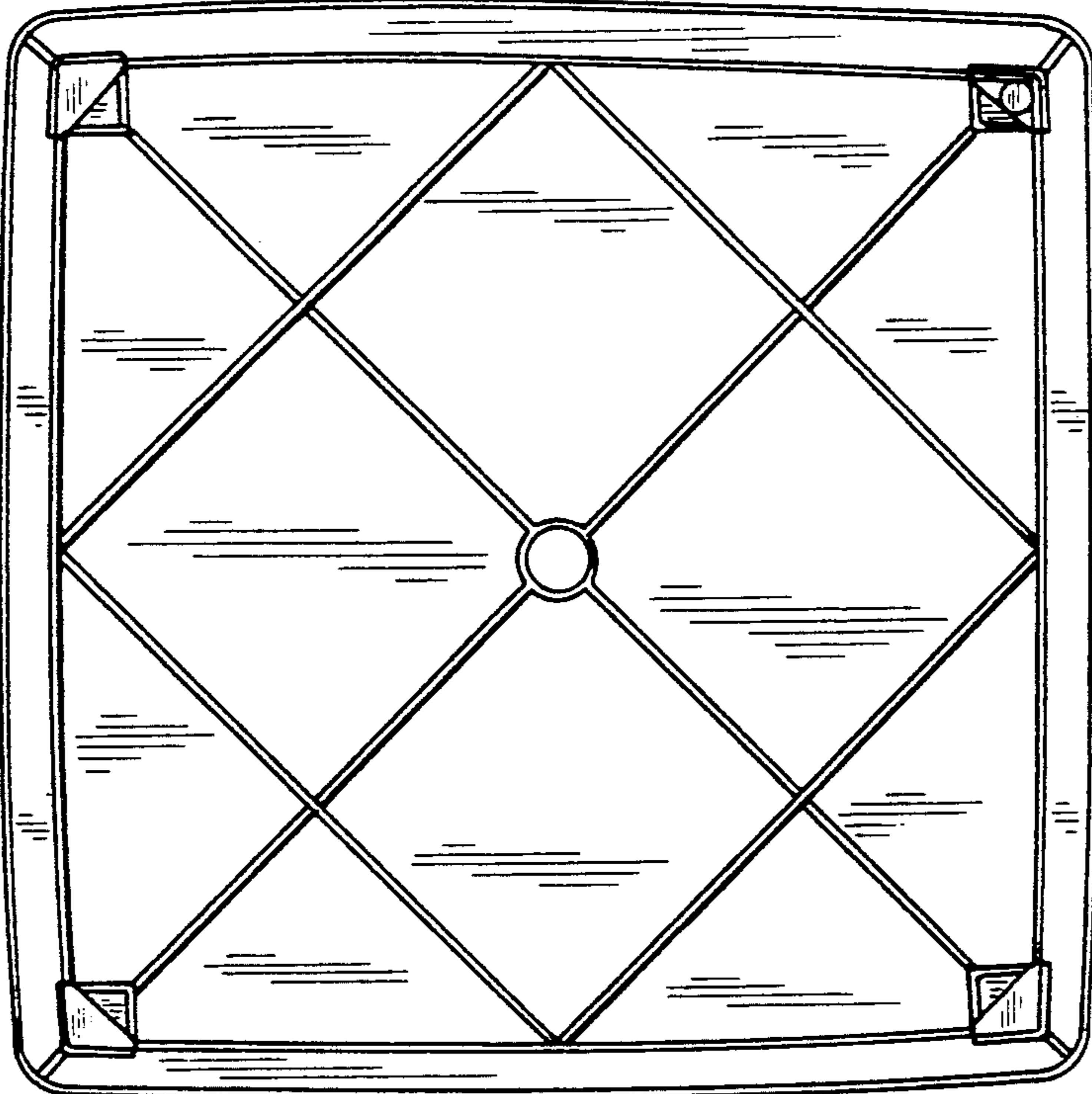


FIG. 3




FIG. 4