US00D327979S

United States Patent [19]

Carranza

[11] Patent Number: Des. 327,979

[45] Date of Patent: ** Jul. 21, 1992

[54] HANDLE FOR A COSMETIC BRUSH

[75] Inventor: Victor Carranza, Calie, Mexico

[73] Assignee: Godinger Silver Art Co., Ltd., New York, N.Y.

[**] Term: 14 Years

[21] Appl. No.: 731,713

[22] Filed: Jul. 15, 1991

Related U.S. Application Data

[62] Division of Ser. No. 227,743, Aug. 3, 1988, Pat. No. Des. 318,216.

[52] U.S. Cl. D4/138

[58] Field of Search ..... D28/7; D4/104, 107, D4/112, 124, 127, 128, 138; D8/107, DIG. 4–DIG. 10; D7/395; 15/143 R, 145, 159 R, 167.3; 132/286, 313, 317, 320

[56] **References Cited**

U.S. PATENT DOCUMENTS

D. 18,976	3/1989	Berry	D4/138
D. 36,425	7/1903	Goetze	D4/138
D. 104,065	4/1937	Hess	D8/DIG. 5
D. 123,700	11/1940	Le Febvre	15/143 R X
D. 149,641	5/1948	Hvale	D8/DIG. 4
D. 154,134	6/1949	McMillen	D8/DIG. 4
D. 258,922	4/1981	Natman et al.	D4/134
376,540	1/1888	McQuide	15/143 R
1,369,966	3/1921	Cosens et al.	15/143 R

Primary Examiner—Bernard Ansher
Assistant Examiner—C. Tuttle
Attorney, Agent, or Firm—Cohen, Pontani, Lieberman & Pavane

[57] **CLAIM**

The ornamental design for a handle for a cosmetic brush, as shown and described.

DESCRIPTION

FIG. **1** is a top plan view of a handle for a cosmetic brush showing my new design;
FIG. **2** is a front elevational view thereof;
FIG. **3** is a right side elevational view thereof;
FIG. **4** is a rear elevational view thereof;
FIG. **5** is a left side elevational view thereof;
FIG. **6** is a bottom plan view thereof;
FIG. **7** is a top plan view of a second modified embodiment;
FIG. **8** is a front elevational view thereof;
FIG. **9** is a right side elevational view thereof;
FIG. **10** is a rear elevational view thereof;
FIG. **11** is a left side elevational view thereof; and,
FIG. **12** is a bottom plan view thereof.
The broken line showing of the brush head is for illustrative purposes only, and forms no part of the claimed design.

FIG. 5

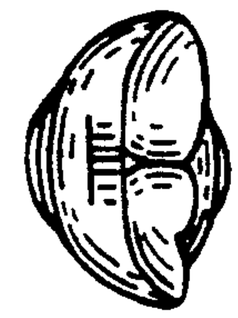

FIG. 6

FIG. 4

FIG. 3

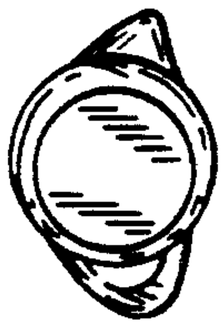

FIG. 1

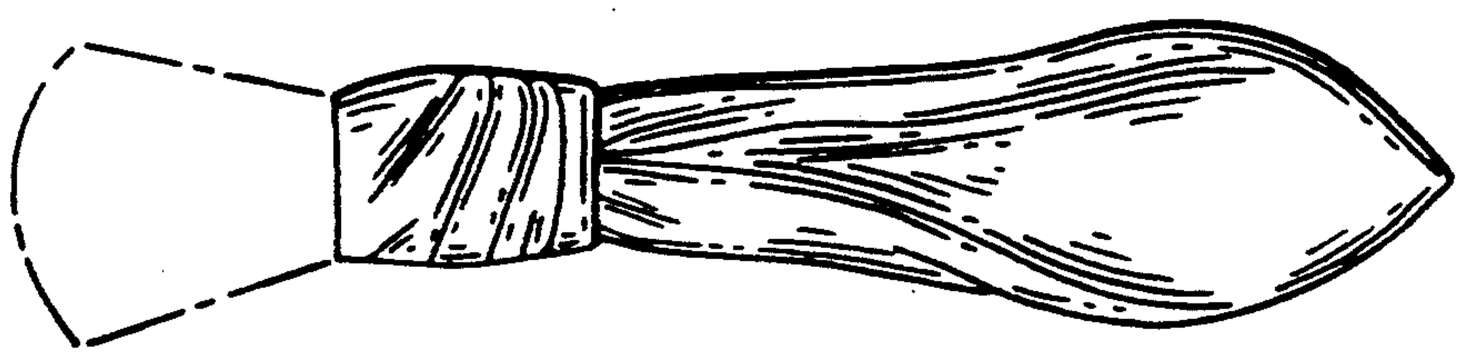

FIG. 2

FIG. 7

FIG. 8

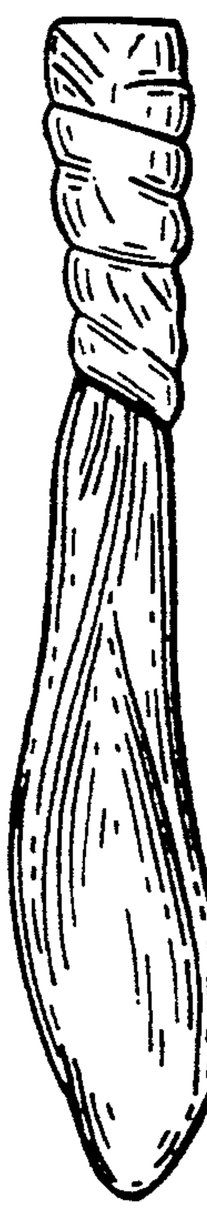

FIG. 9

FIG. 10

FIG. 11

FIG. 12