



US00D327951S

United States Patent [19]

Anderberg

[11] Patent Number: **Des. 327,951**

[45] Date of Patent: **** Jul. 14, 1992**

[54] **OVER THE WING BRIDGE FOR AIRPORTS**

[75] Inventor: **Nils-Erik Anderberg, Trelleborg, Sweden**

[73] Assignee: **FMT International Trade Aktiebolag, Trelleborg, Sweden**

[**] Term: **14 Years**

[21] Appl. No.: **355,388**

[22] Filed: **May 22, 1989**

[30] **Foreign Application Priority Data**

Nov. 22, 1988 [SE] Sweden 88-2662

[52] U.S. Cl. **D25/1**

[58] Field of Search D25/1, 3, 59; D12/59; 14/71.5, 72.5; D34/30, 32, 36

[56] **References Cited**

U.S. PATENT DOCUMENTS

- D. 267,977 2/1983 Drozd D25/1
- 3,358,308 12/1967 Henchbarger 14/71.5
- 3,412,412 11/1968 Kjerulf et al. 14/71.5
- 3,859,481 1/1975 Sprague 14/71.5 X
- 4,319,376 3/1982 Saunders 14/71.5

- 4,357,860 11/1982 Krzak 14/71.5 X
- 4,543,677 10/1985 Haglund et al. 14/71.5
- 4,559,660 12/1985 Lichti 14/71.5
- 4,715,077 12/1987 Shepherd 14/71.5

Primary Examiner—A. Hugo Word
Assistant Examiner—Doris V. Coles
Attorney, Agent, or Firm—Dvorak and Traub

[57] **CLAIM**

The ornamental design for an over the wing bridge for airports, as shown and described.

DESCRIPTION

FIG. 1 is a perspective view of an over the wing bridge for airports with the front portion lowered, showing my new design;

FIG. 2 is a left side elevation view with the front portion raised, the right side being a mirror image thereof;

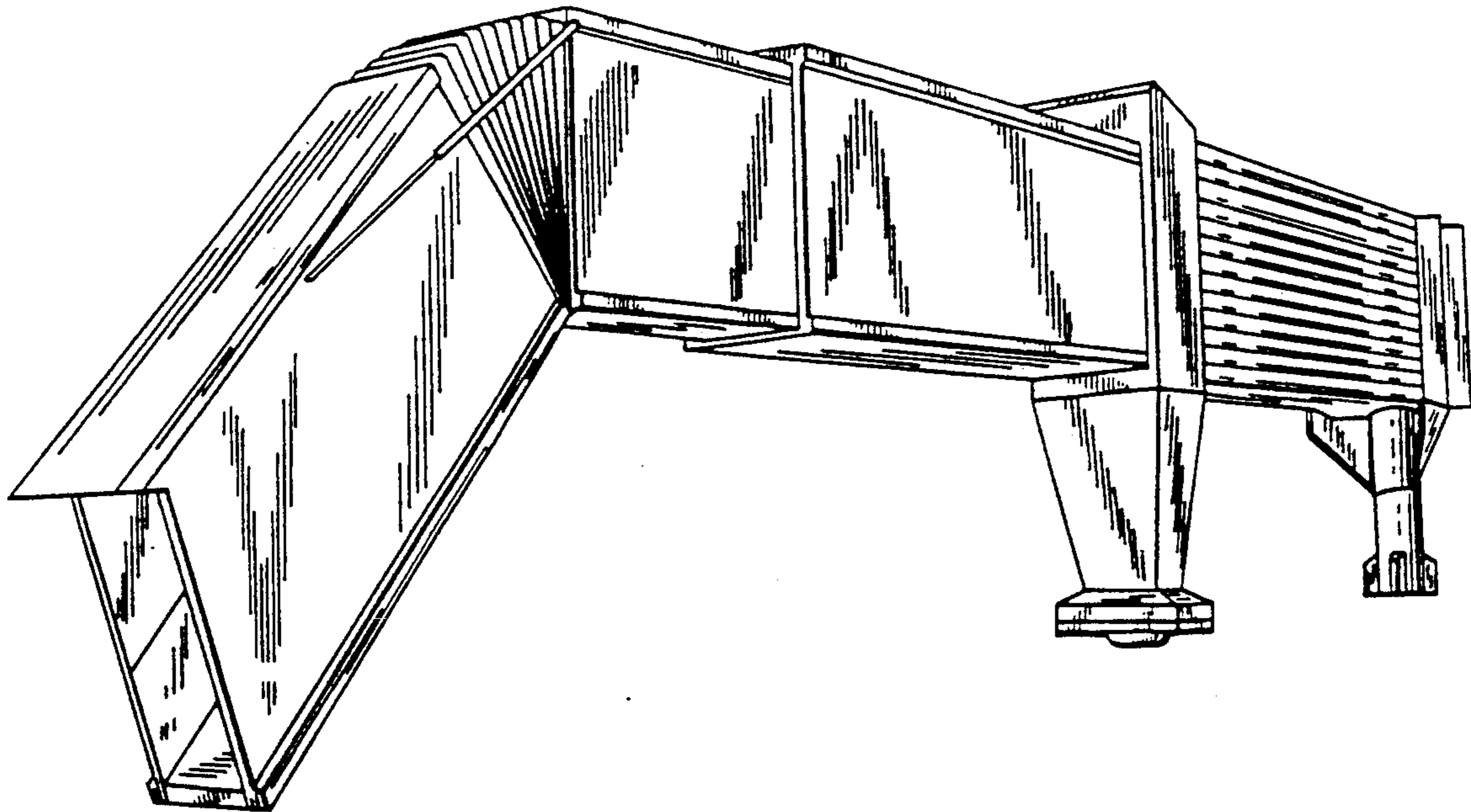
FIG. 3 is a left side elevational view with the front portion lowered, the right side being a mirror image thereof;

FIG. 4 is a top plan view thereof;

FIG. 5 is a bottom view thereof;

FIG. 6 is a rear elevational view thereof; and,

FIG. 7 is a front elevational view thereof.



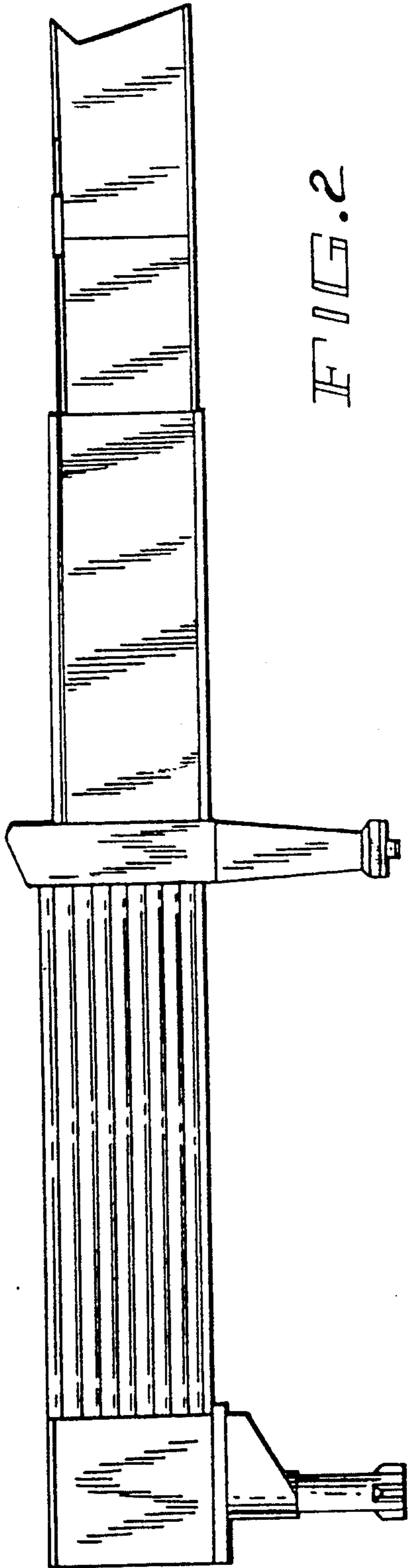


FIG. 2

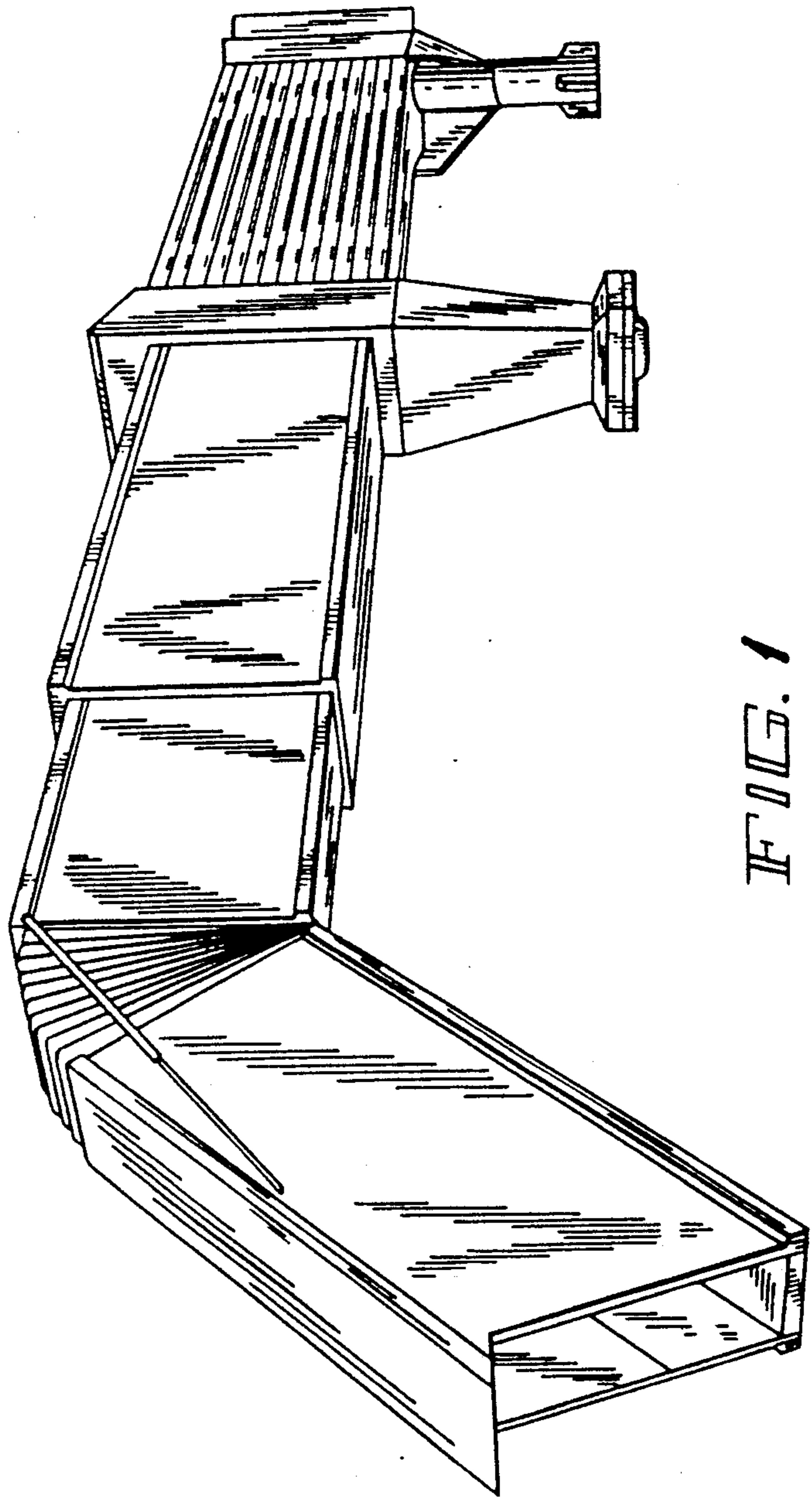


FIG. 1

FIG. 4

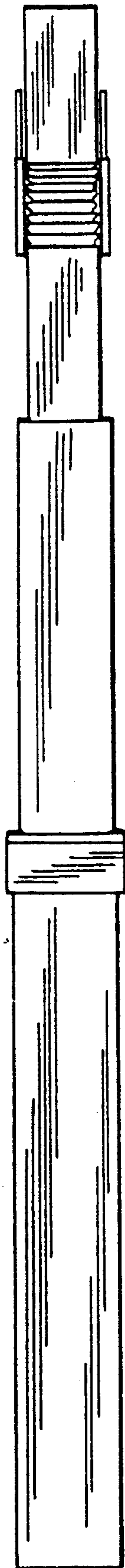


FIG. 3

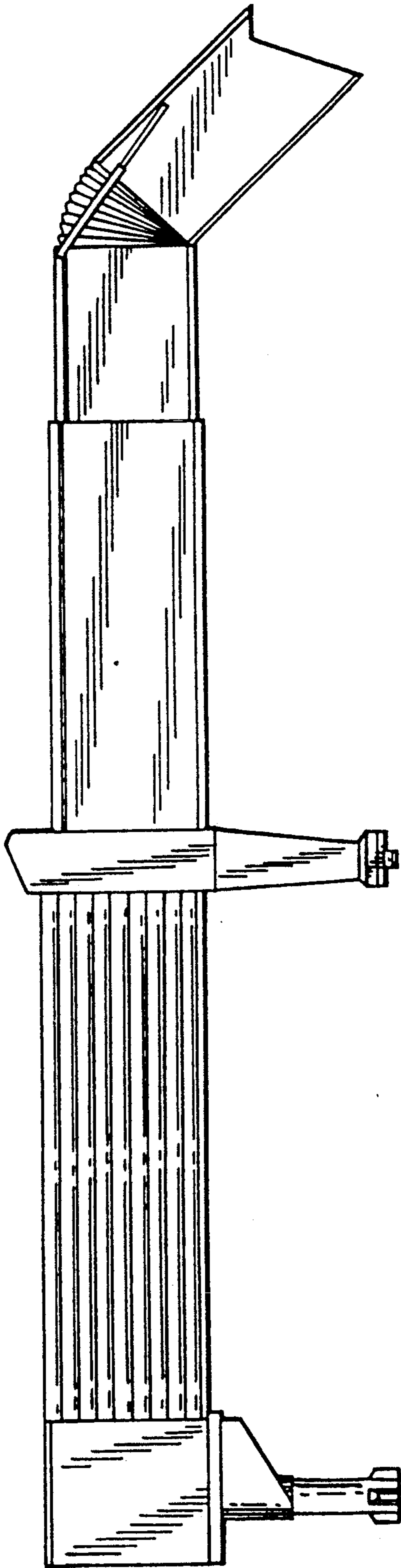


FIG. 5




FIG. 7

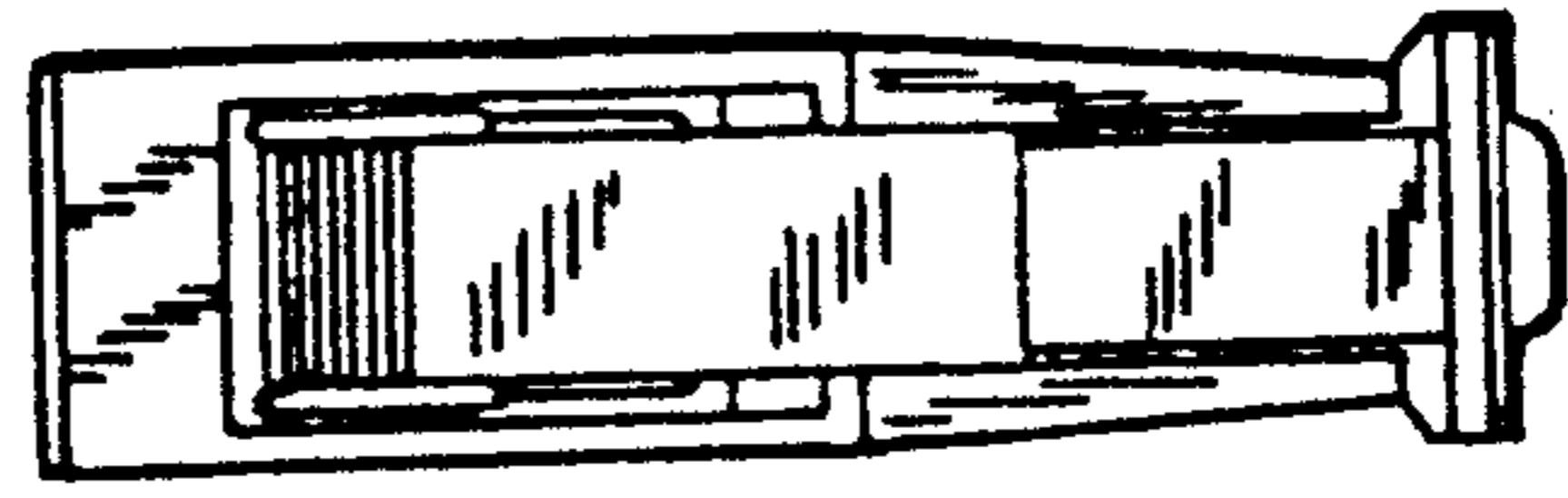


FIG. 6

