



US00D327942S

# United States Patent [19] Whitfield

[11] Patent Number: Des. 327,942

[45] Date of Patent: \* Jul. 14, 1992

[54] VEHICLE MOUNTED SPRAYER TANK

[75] Inventor: Robin Whitfield, Palmerston North, New Zealand

[73] Assignee: C-Dax Systems Limited, Palmerston North, New Zealand

[\*] Notice: The portion of the term of this patent subsequent to Jul. 14, 2006 has been disclaimed.

[\*\*] Term: 14 Years

[21] Appl. No.: 644,631

[22] Filed: Jan. 23, 1991

[30] Foreign Application Priority Data

Aug. 6, 1990 [NZ] New Zealand ..... 23405

[52] U.S. Cl. .... D23/202

[58] Field of Search ..... D23/200, 202-206; D12/14, 155; D34/37; 220/1.5, 4.12, 562.5, DIG. 12-14; 215/1 R, 1 C; 280/833; D15/10, 13; D9/308, 499

[56] References Cited

### U.S. PATENT DOCUMENTS

D. 196,272 9/1963 Gran ..... D23/202  
D. 216,309 12/1969 Halaby ..... D23/202  
D. 229,612 12/1973 German ..... D12/155  
D. 243,704 1/1908 Hart et al. .... D23/202  
2,622,887 12/1952 Prior ..... D23/202 X


Primary Examiner—Susan J. Lucas  
Assistant Examiner—M. H. Tung  
Attorney, Agent, or Firm—Young & Thompson

[57] CLAIM

The ornamental design for a vehicle mounted sprayer tank, as shown and described.

### DESCRIPTION

FIG. 1 is a top plan view of a vehicle mounted sprayer tank showing my new design;  
FIG. 2 is a front elevational view thereof;  
FIG. 3 is a right side elevational view thereof;  
FIG. 4 is a partial left side elevational view thereof;  
FIG. 5 is a rear elevational view thereof; and,  
FIG. 6 is a top, rear and side perspective view thereof.






FIG. 1

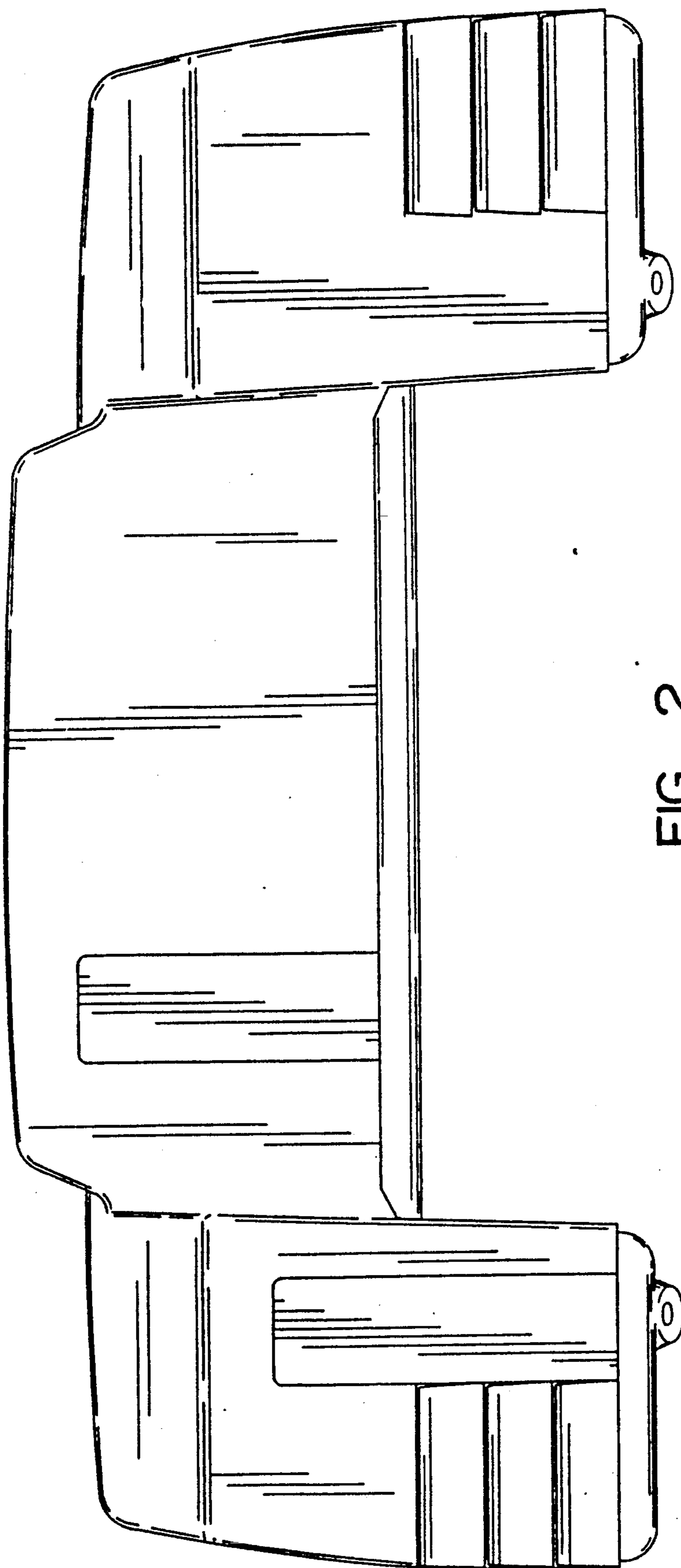


FIG. 2

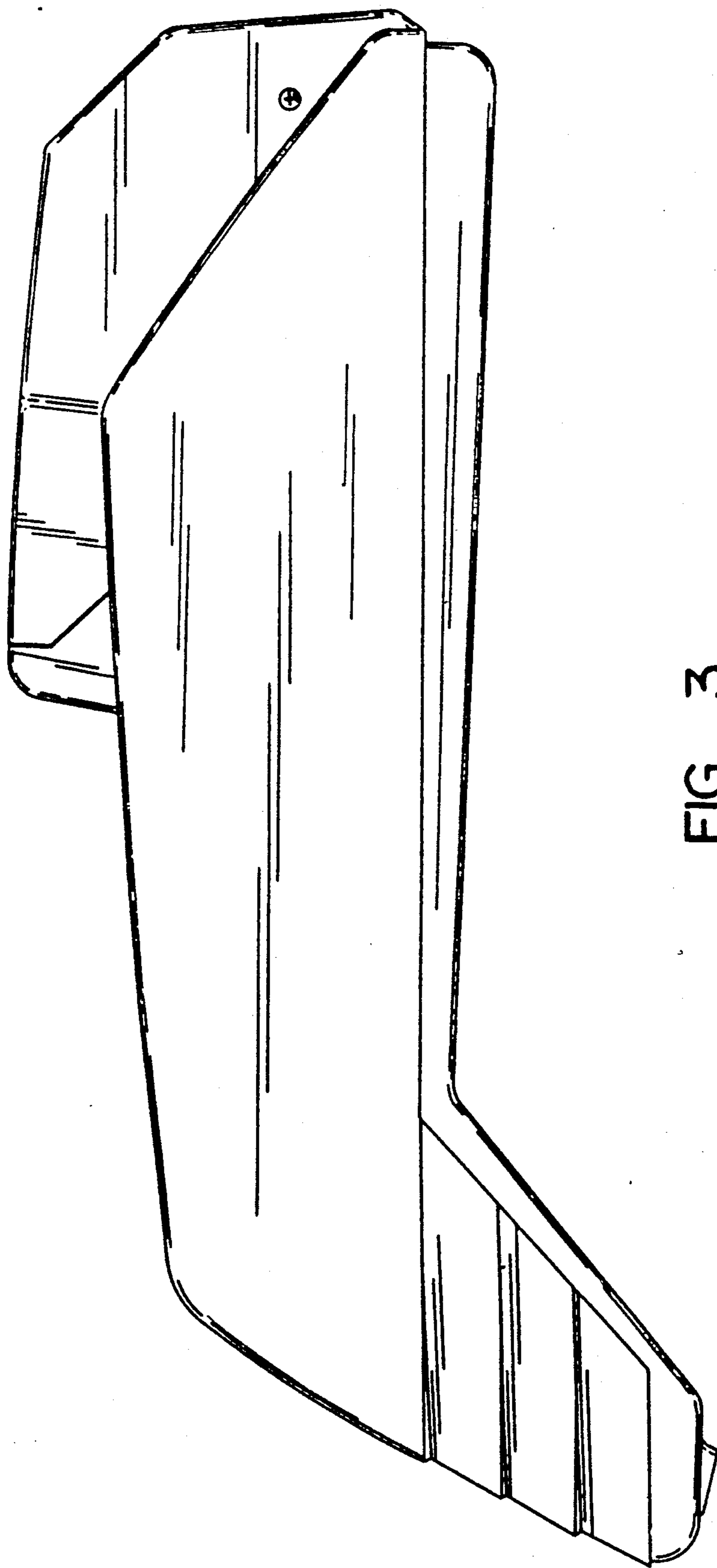


FIG. 3




FIG. 4




FIG. 5




FIG. 6