



US00D327920S

United States Patent [19]

[11] Patent Number: **Des. 327,920**

Wesson et al.

[45] Date of Patent: **** Jul. 14, 1992**

[54] COMBINED BATH SOAP AND BUBBLE WAND

[76] Inventors: **Caren L. Wesson**, 8965 N. Fielding Rd., Bayside, Wis. 53217; **Colleen J. Mandell**, 2652 Falmouth Rd., Toledo, Ohio 43615

[**] Term: **14 Years**

[21] Appl. No.: **432,485**

[22] Filed: **Nov. 7, 1989**

[52] U.S. Cl. **D21/61; D28/8.1**

[58] Field of Search **D28/7, 8.1, 8.2, 63, D28/99; D1/101, 102, 105, 120; D21/59, 61, 65; D7/300.2, 690; D24/194; D8/DIG. 4, DIG. 7, DIG. 10; 446/15, 16, 19, 20**

[56] References Cited

U.S. PATENT DOCUMENTS

D. 59,416	10/1921	Finger	D28/8.1
D. 233,358	10/1974	Kort	D21/61
D. 280,449	9/1985	Colognori	D28/63
D. 304,106	10/1989	Dobson	D4/137 X
2,382,949	8/1945	McLaren	446/15
2,514,009	7/1950	Raspet	446/15
2,527,935	10/1950	Joel, II	D21/61 X
2,720,723	10/1955	Peretti	446/75
3,968,262	7/1976	Hodska	446/15 X
4,520,799	4/1985	Kruger	128/67
4,770,649	9/1988	Cuccio	446/15
4,808,138	2/1989	von Braunhut	446/16

FOREIGN PATENT DOCUMENTS

156213	5/1956	Sweden	446/15
1329796	6/1973	United Kingdom	446/15

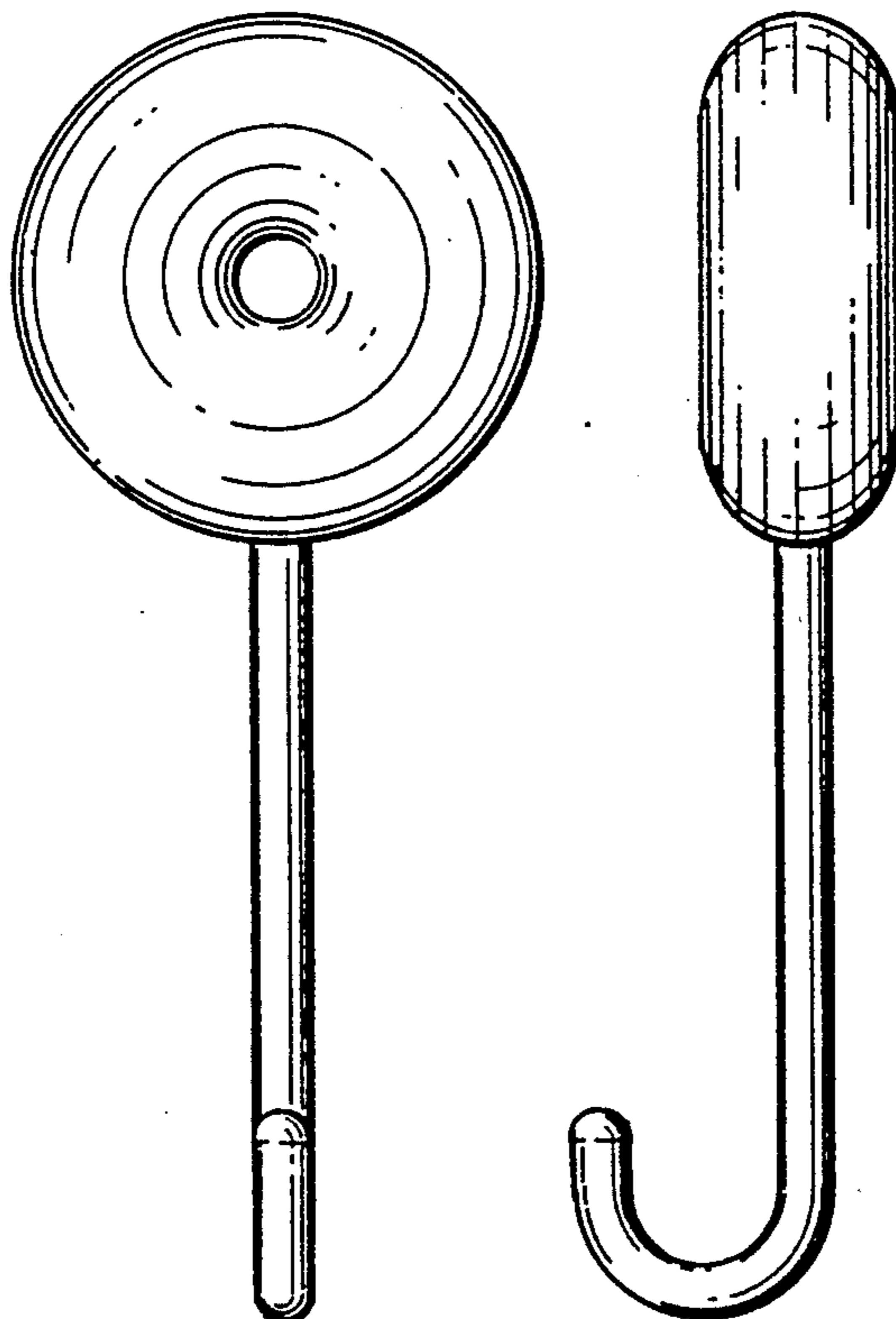
Primary Examiner—Bernard Ansher
Assistant Examiner—C. Tuttle
Attorney, Agent, or Firm—William J. Clemens

[57] CLAIM

The ornamental design for a combined bath soap and bubble wand, as shown and described.

DESCRIPTION

FIG. 1 is a front elevational view of a combined bath soap and bubble wand showing our new design; FIG. 2 is a right side elevational view thereof, the side opposite being a mirror image of the side shown; FIG. 3 is a rear elevational view thereof; FIG. 4 is a top plan view thereof; FIG. 5 is a bottom plan view thereof; FIG. 6 is a front elevational view of a combined bath soap and bubble wand showing an alternate embodiment of my new design; FIG. 7 is a right side elevational view of the alternate embodiment, the left side being a mirror image; FIG. 8 is a rear elevational view of the alternate embodiment; FIG. 9 is a top plan view of the alternate embodiment; and, FIG. 10 is a bottom plan view of the alternate embodiment.



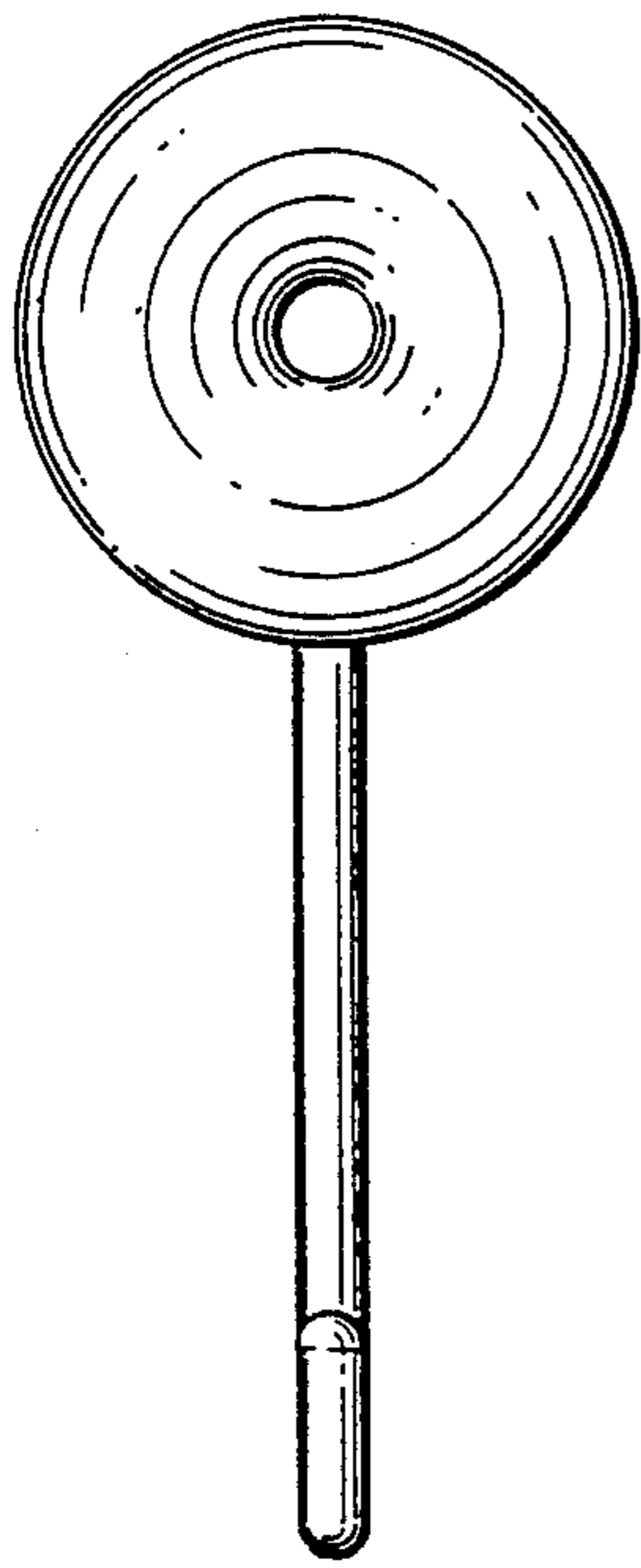


FIG. 1

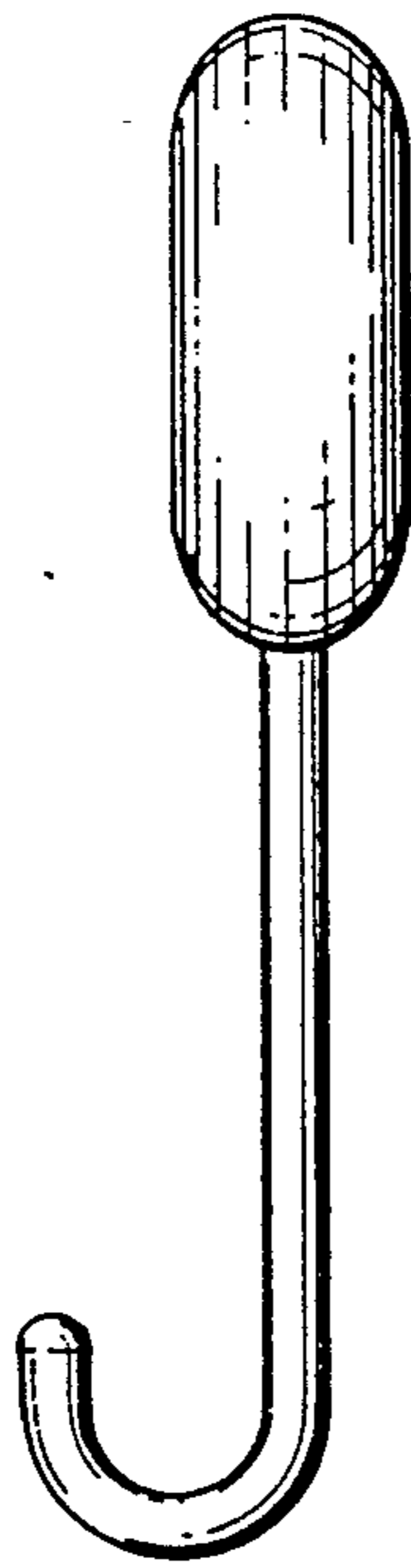


FIG. 2

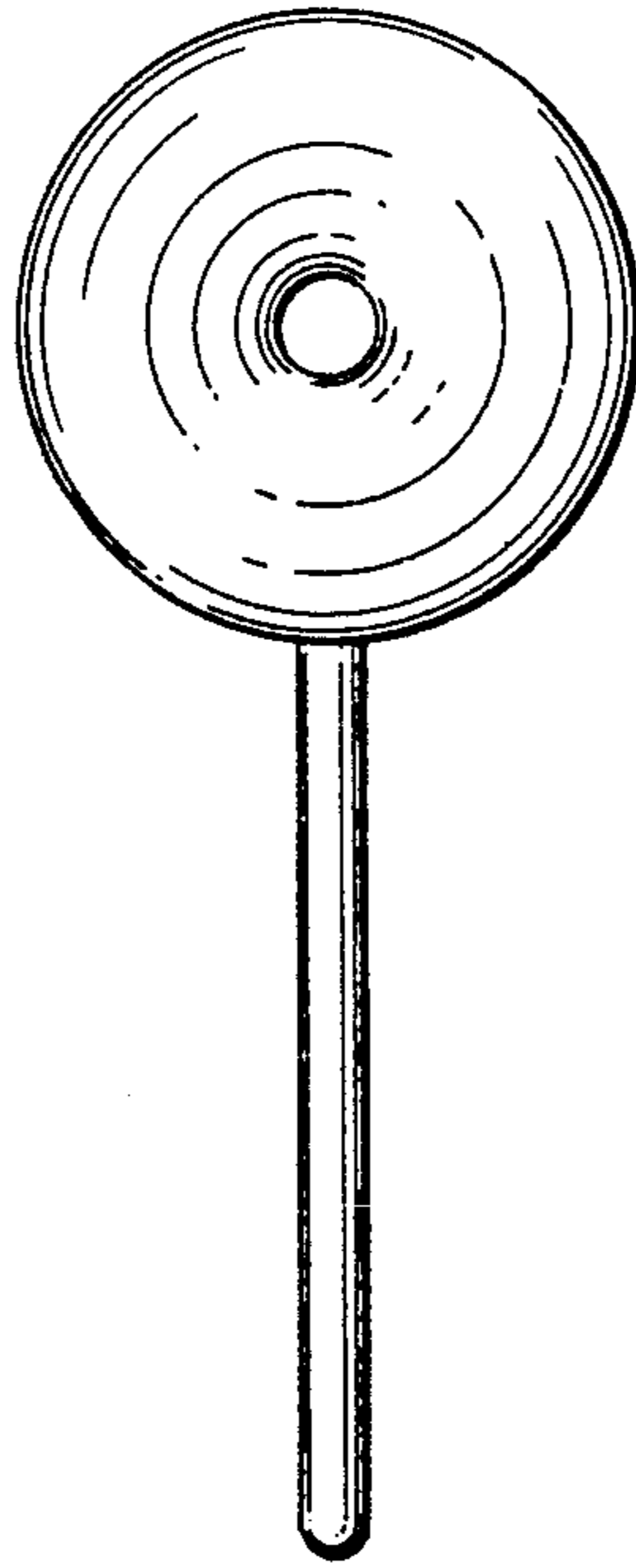


FIG. 3

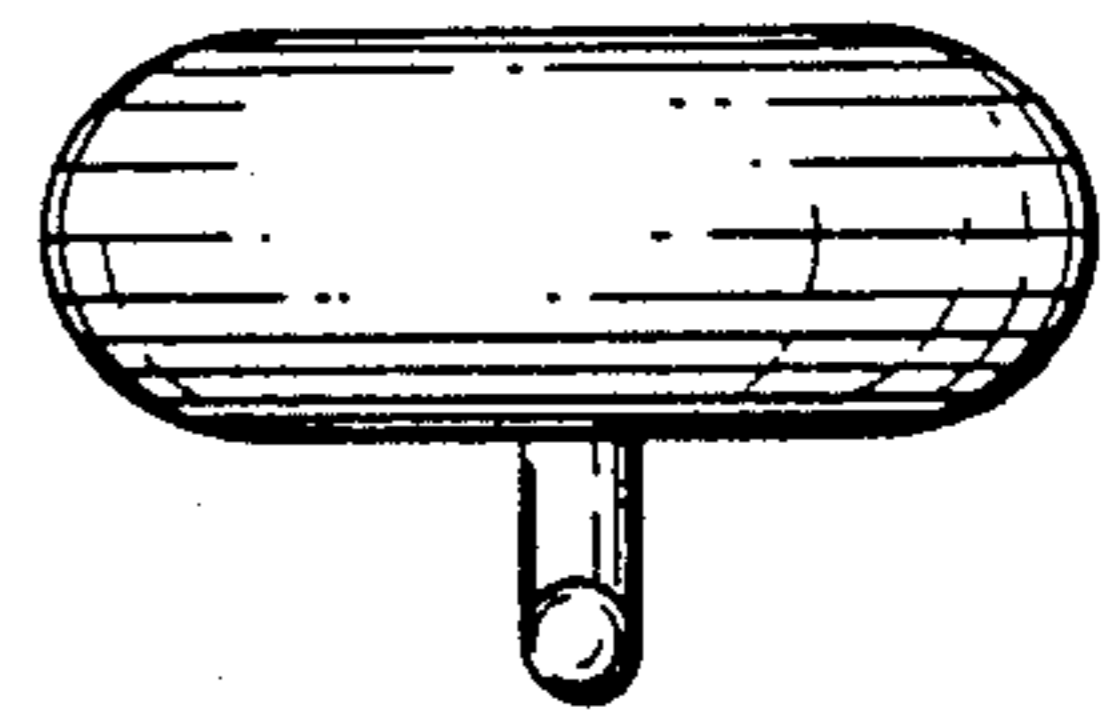


FIG. 4

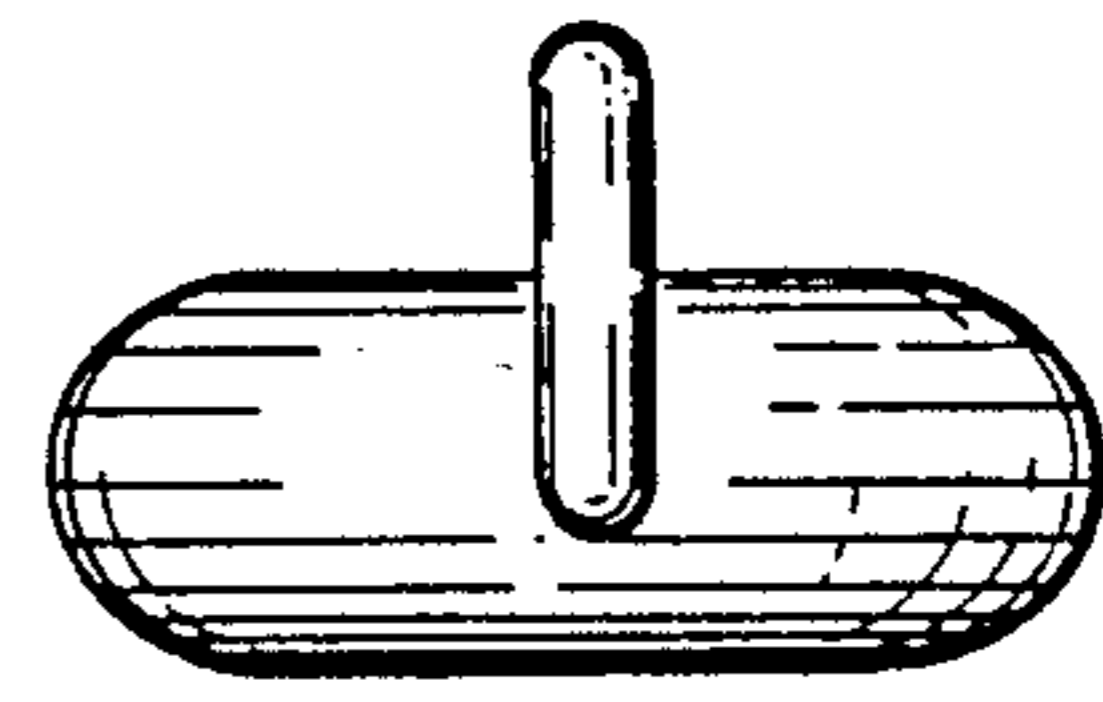


FIG. 5