



US00D327905S

United States Patent [19]

Kamijima et al.

[11] Patent Number: **Des. 327,905**

[45] Date of Patent: **** Jul. 14, 1992**

[54] **COMBINED IMAGE COPIER AND PRINTER**

[75] Inventors: **Hiroshi Kamijima, Okaya; Tomio Kouzu, Suwa; Wataru Ogura, Suwa; Yasuhiko Nakayama, Suwa, all of Japan**

[73] Assignee: **Chinon Kabushiki Kaisha, Nagano, Japan**

[**] Term: **14 Years**

[21] Appl. No.: **342,749**

[22] Filed: **Apr. 25, 1989**

[30] **Foreign Application Priority Data**

Nov. 7, 1988 [JP] Japan 63-43609

[52] U.S. Cl. **D18/36; D16/223**

[58] Field of Search **D16/221, 223, 225, 229, D16/230, 231, 233, 234; D18/36-38; 353/61, 66, 119, 122; 355/43, 44, 39, 84; 358/494, 497, 213.11, 213.13, 256, 296**

[56] **References Cited**

U.S. PATENT DOCUMENTS

- D. 219,624 12/1970 Ainslie D16/230
- D. 231,129 4/1974 Case et al. D18/36
- D. 245,701 9/1977 Kinsinger D16/221

- 4,587,568 5/1986 Takayama et al. 358/497
- 4,648,706 3/1987 Shibasaki et al. 355/43
- 4,779,141 10/1988 Watanabe 358/497
- 4,816,921 3/1987 Akiyama et al. 358/256
- 4,908,711 3/1990 Majima et al. 358/296

FOREIGN PATENT DOCUMENTS

- 0137674 4/1985 European Pat. Off. 358/497
- 60-20685 2/1985 Japan 358/494

Primary Examiner—Bernard Ansher
Assistant Examiner—Adir Aronovich
Attorney, Agent, or Firm—Stevens, Davis, Miller & Mosher

[57] **CLAIM**

The ornamental design for combined image copier and printer, as shown.

DESCRIPTION

FIG. 1 is a front elevational view of a combined image copier and printer showing our new design; FIG. 2 is a top plan view thereof; FIG. 3 is a rear elevational view thereof; FIG. 4 is a bottom plan view thereof; FIG. 5 is a left side elevational view thereof; FIG. 6 is a right side elevational view thereof; and, FIG. 7 is a perspective view thereof.

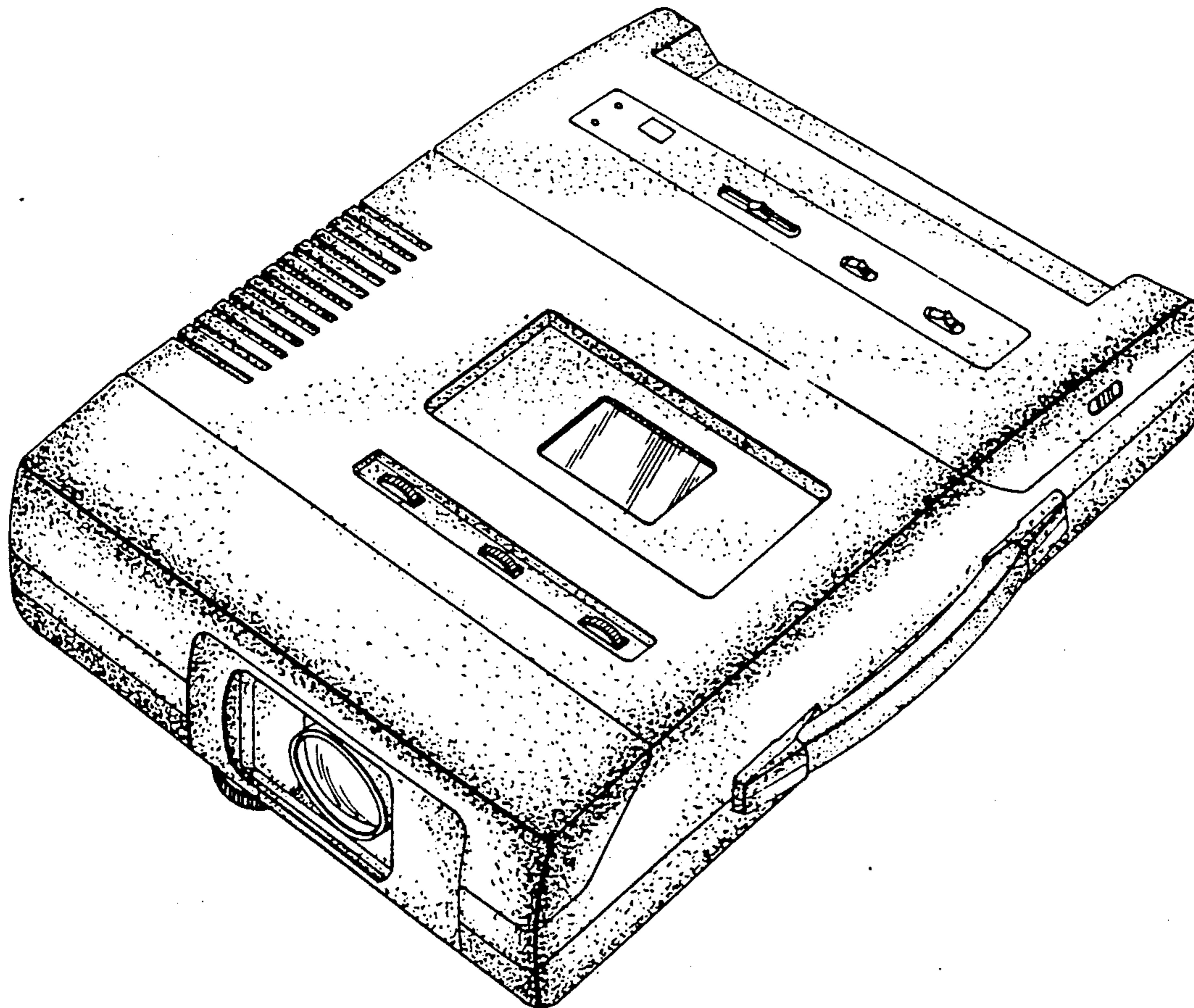


Fig. 1

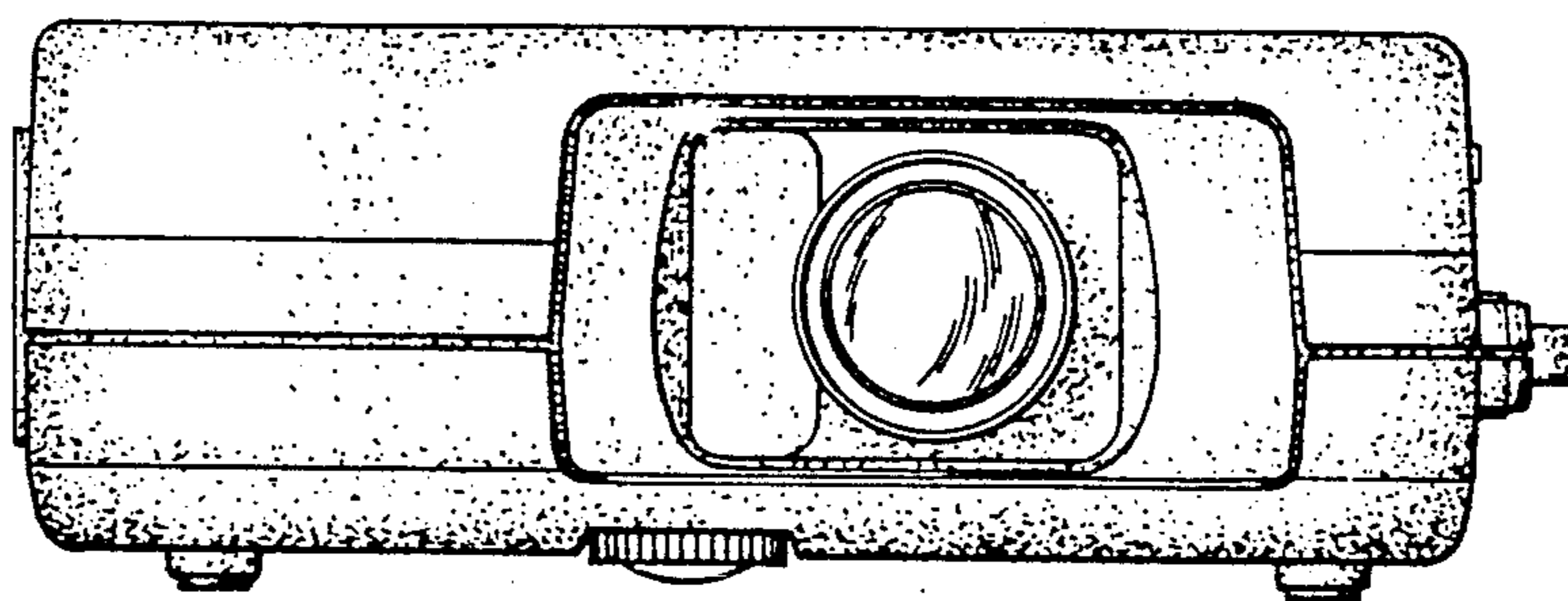


Fig. 2

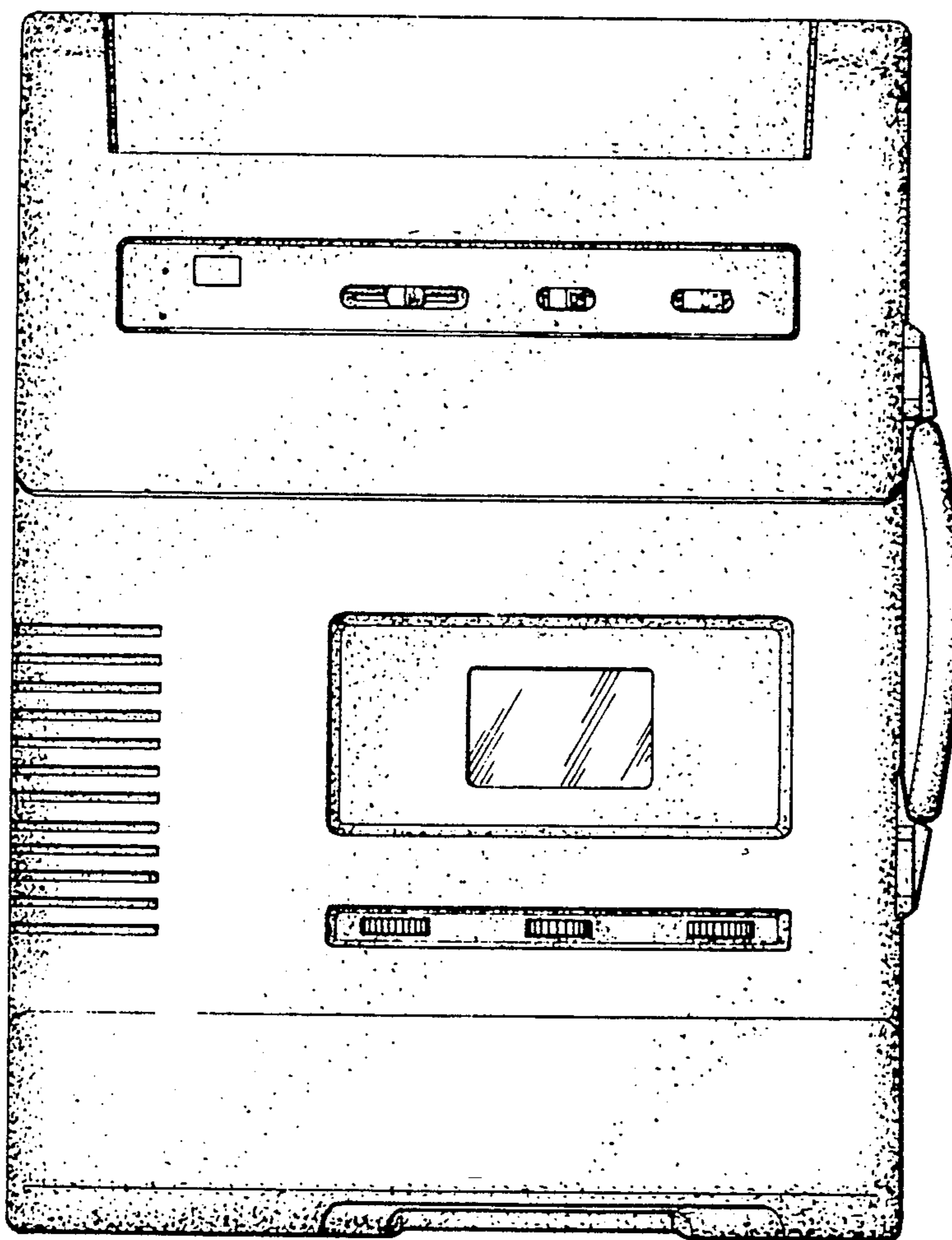


Fig. 3

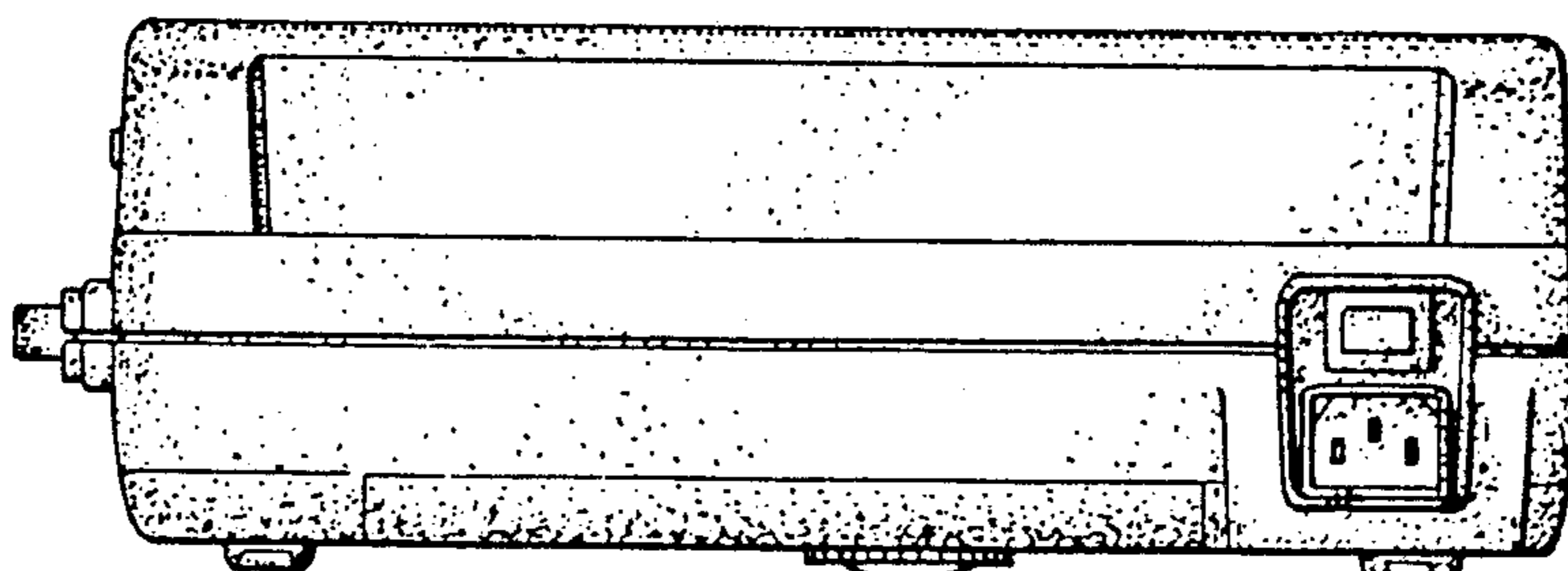


Fig. 4

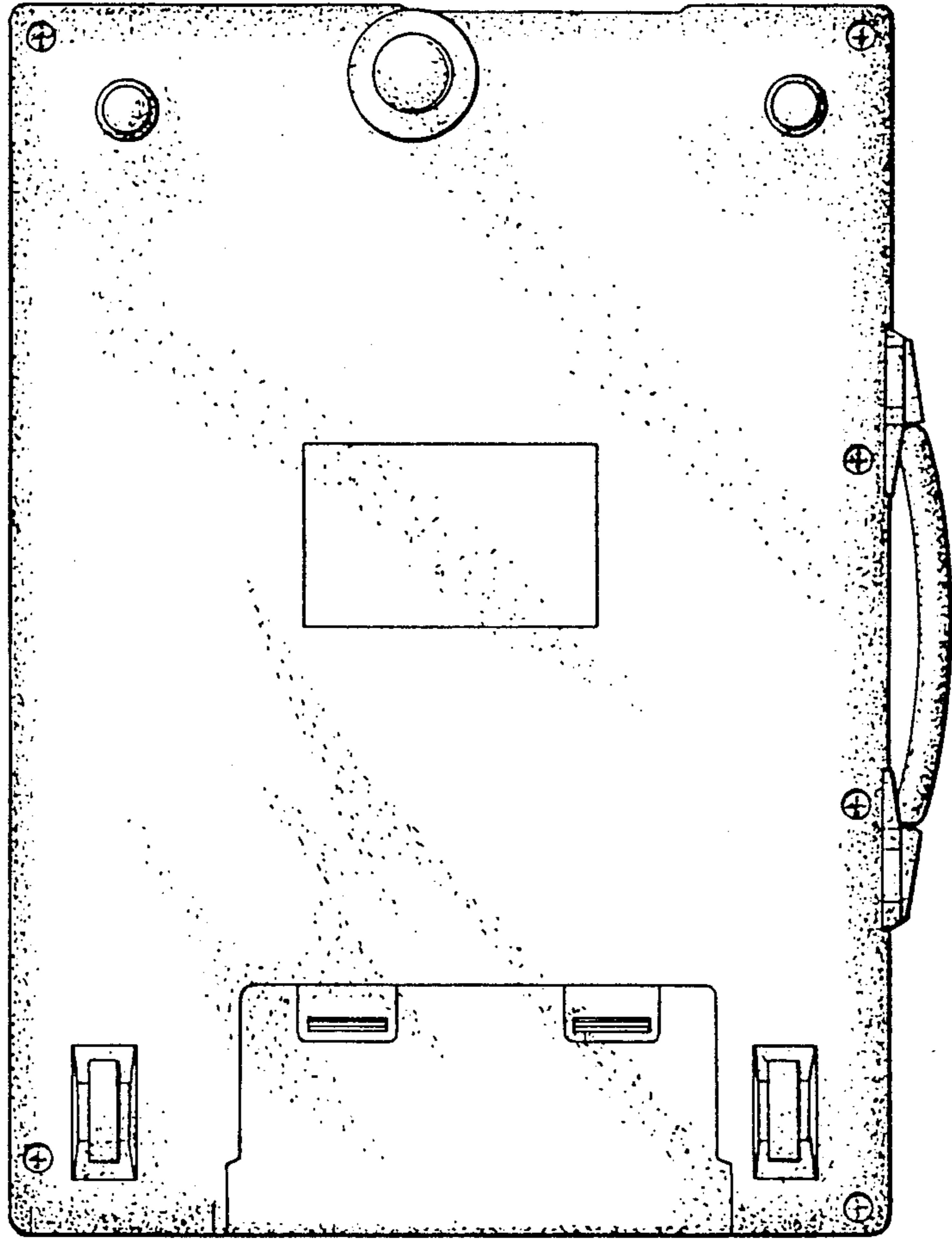


Fig. 5

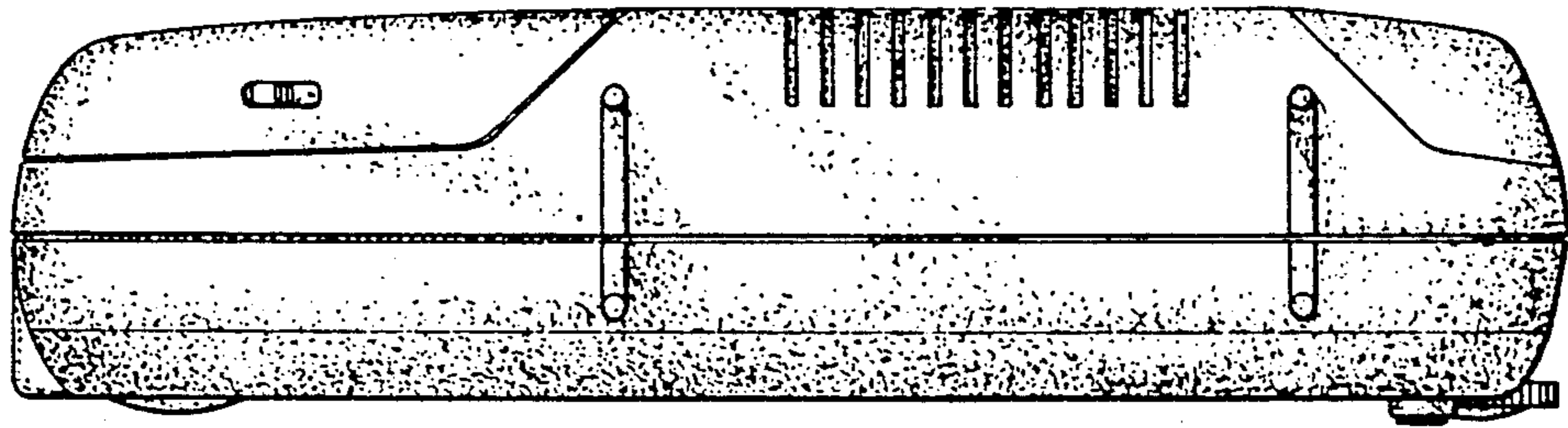


Fig. 6



Fig. 7

