



US00D327871S

United States Patent [19] Jacobs

[11] Patent Number: **Des. 327,871**
[45] Date of Patent: **** Jul. 14, 1992**

[54] **CONNECTOR ADAPTOR**
[75] Inventor: **David R. Jacobs, Norwalk, Conn.**
[73] Assignee: **Omega Engineering, Inc., Stamford, Conn.**
[**] Term: **14 Years**
[21] Appl. No.: **528,184**
[22] Filed: **May 24, 1990**
[52] U.S. Cl. **D13/133; D13/138**
[58] Field of Search **D13/133, 138, 146, 147; 439/345, 447, 625, 626, 660, 668, 692, 699, 852**

7308373 12/1974 Netherlands 439/447

OTHER PUBLICATIONS

Omega connector on p. 6 of *Omega Thermocouple Connector Systems Handbook* copyright 1983.
Bananna plugs on p. 30 of *HHSmith Catalog 820*, 1983.

Primary Examiner—Wallace R. Burke
Assistant Examiner—Joel Sincavage
Attorney, Agent, or Firm—Hosmer & Reiter

CLAIM

[57] The ornamental design for a connector adaptor, as shown and described.

DESCRIPTION

FIG. 1 is a front elevational view of a connector adaptor showing my new design;
FIG. 2 is a rear elevational view thereof;
FIG. 3 is a right side elevational view thereof;
FIG. 4 is a left side elevational view thereof;
FIG. 5 is a bottom plan view thereof; and,
FIG. 6 is a top plan view thereof.

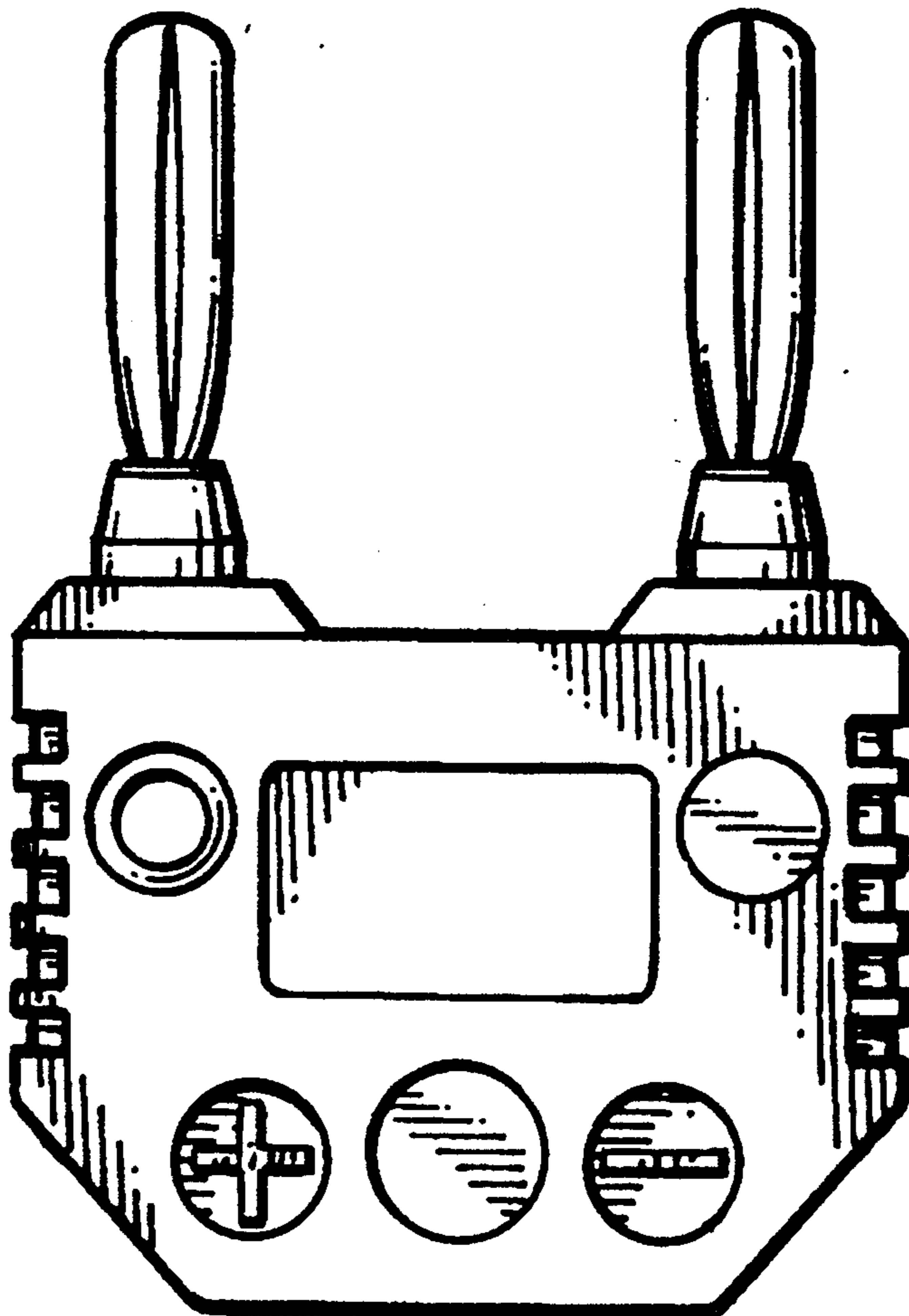
References Cited

U.S. PATENT DOCUMENTS

D. 308,962 7/1990 Duk D13/138
2,053,060 9/1936 Becket D13/138 X
4,834,677 5/1989 Archang 439/660

FOREIGN PATENT DOCUMENTS

0429099 12/1948 Italy 439/345



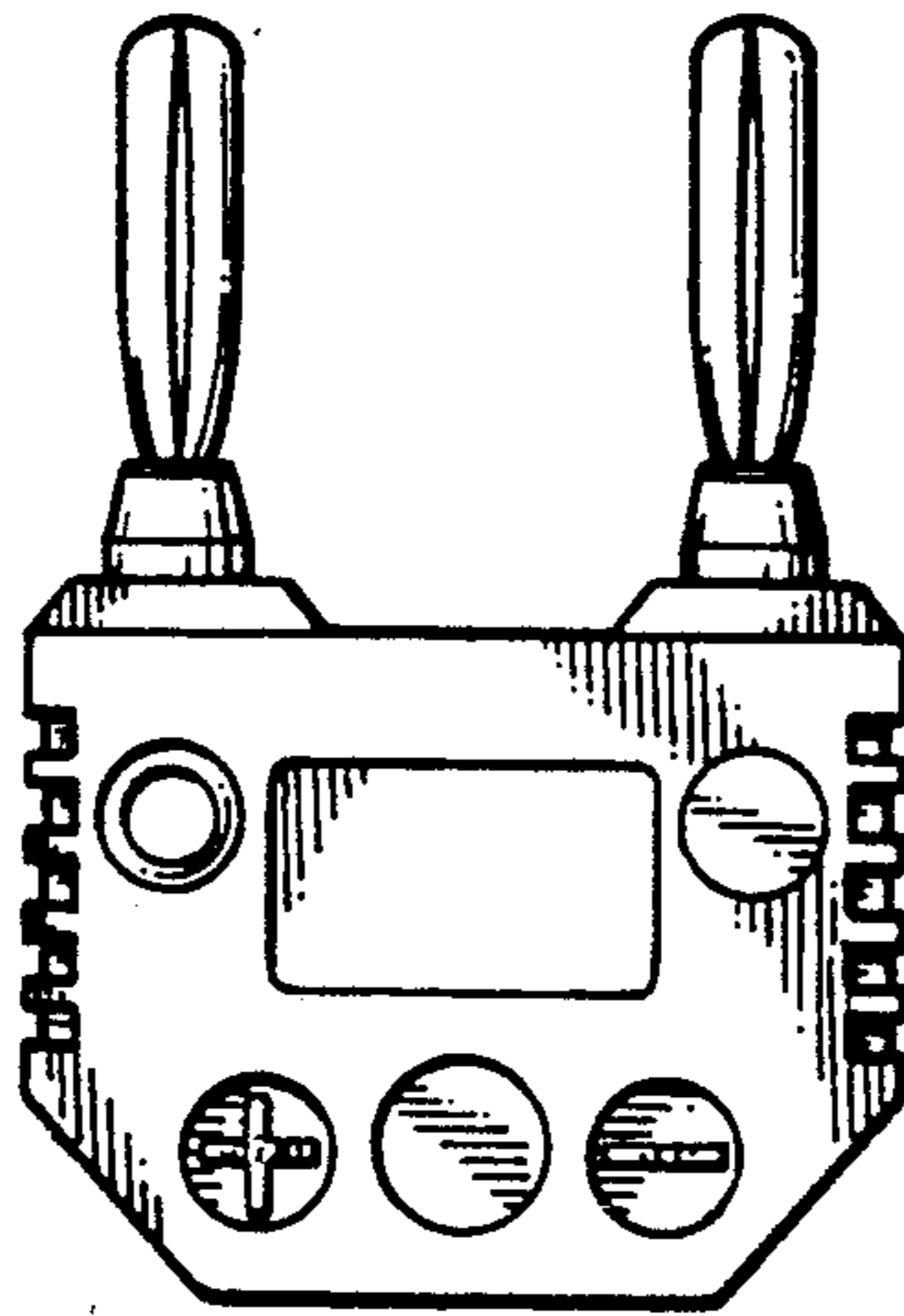


FIG. 1

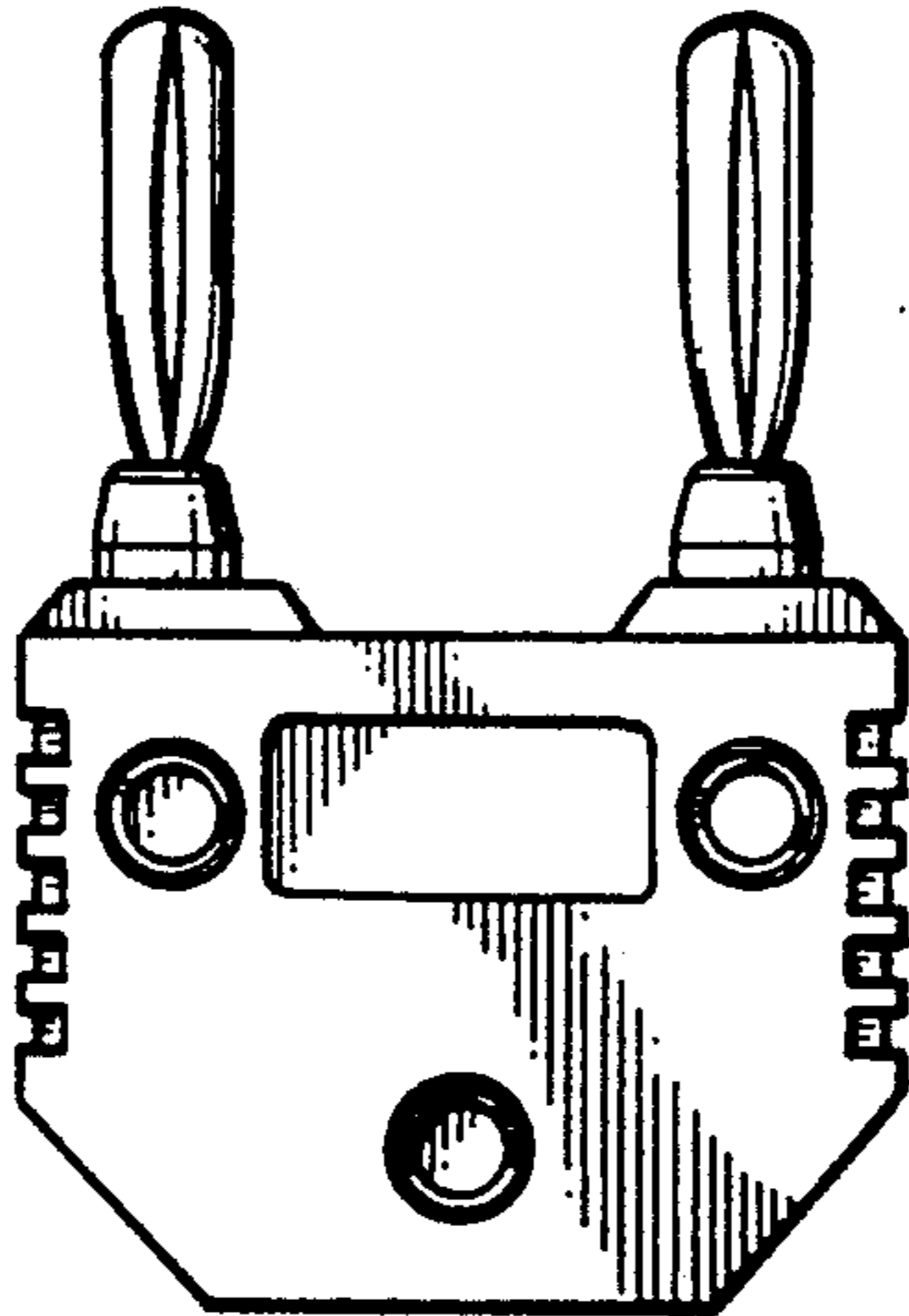


FIG. 2



FIG. 3

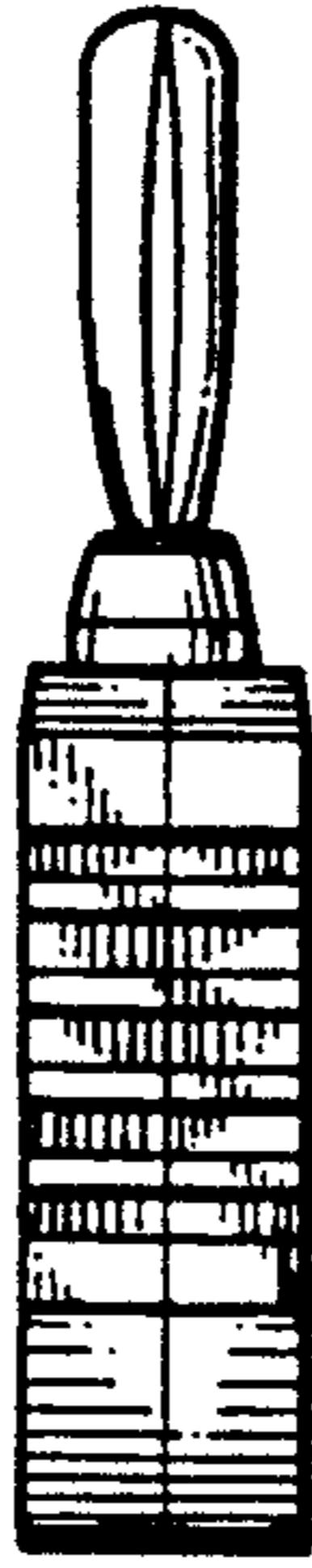


FIG. 4



FIG. 5



FIG. 6