



US00D327866S

United States Patent [19]
Maubray

[11] **Patent Number: Des. 327,866**

[45] **Date of Patent: ** Jul. 14, 1992**

[54] **COMBINED AIR DEFLECTOR AND WINDSHIELD WIPER HOUSING**

[75] **Inventor: Daniel Maubray,**
Issy-les-Moulineaux, France

[73] **Assignee: Valeo Systemes D'Essuyage,**
Issy-les-Moulineaux, France

[**] **Term: 14 Years**

[21] **Appl. No.: 451,032**

[22] **Filed: Dec. 15, 1989**

[30] **Foreign Application Priority Data**

Jun. 15, 1989 [FR] France 893,942

[52] **U.S. Cl. D12/155**

[58] **Field of Search D12/155; 15/250.05,**
15/250.06, 250.35, 250.42

[56] **References Cited**

U.S. PATENT DOCUMENTS

D. 287,709 1/1987 Mower et al. D12/155
4,741,071 5/1988 Bauer et al. 15/250.42

Primary Examiner—James M. Gandy
Attorney, Agent, or Firm—Wenderoth, Lind & Ponack

[57] **CLAIM**

The ornamental design for a combined air deflector and windshield wiper housing, as shown and described.

DESCRIPTION

FIG. 1 is a front elevation view of a combined air deflector and windshield wiper housing showing my new design;

FIG. 2 is a top plan view thereof;

FIG. 3 is a bottom elevation view thereof;

FIG. 4 is a rear elevation view thereof;

FIG. 5 is a side elevation view thereof;

FIG. 6 is an elevation view thereof of the side opposite that shown in FIG. 5; and,

FIG. 7 is a perspective view thereof.

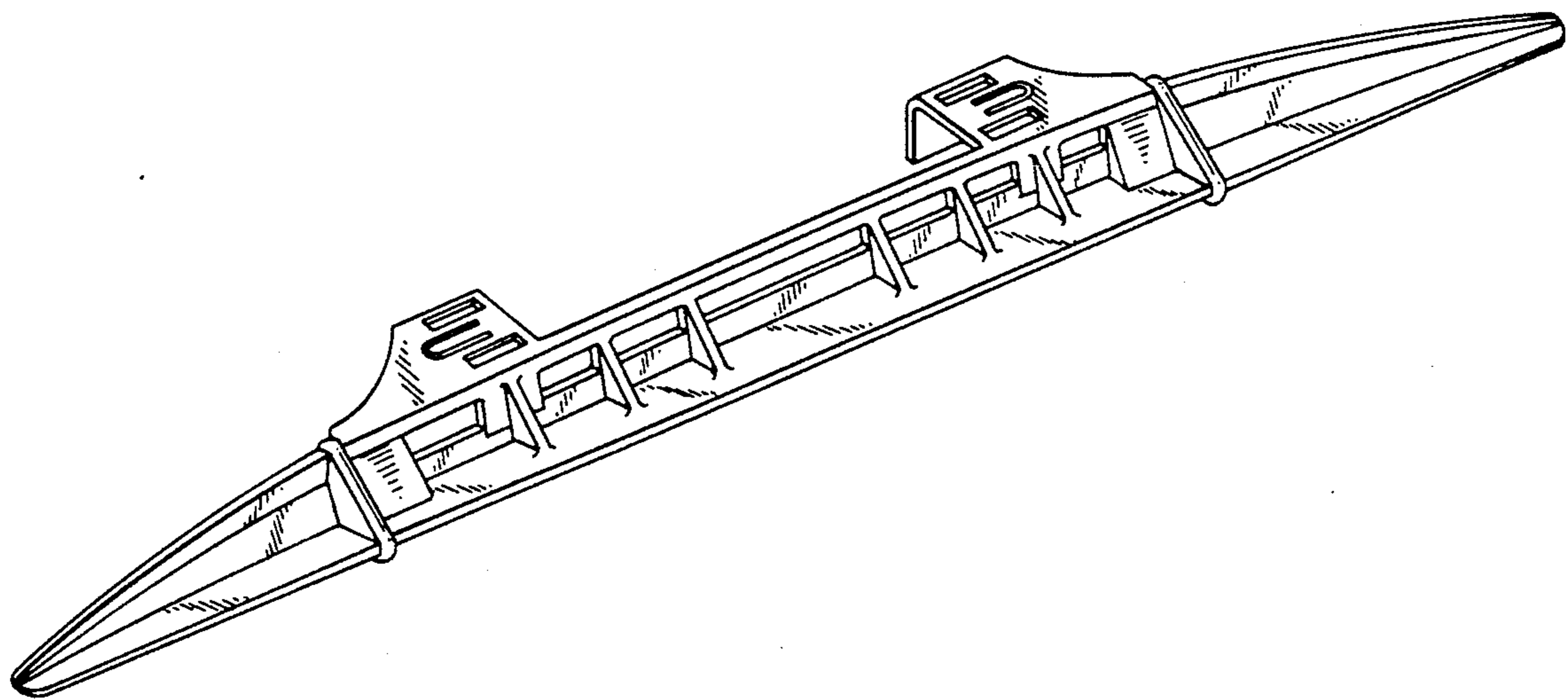


FIG.3

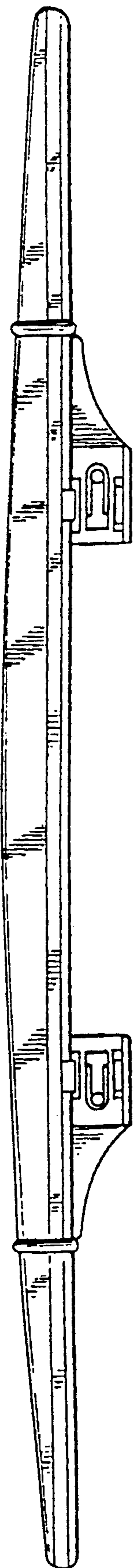


FIG.1

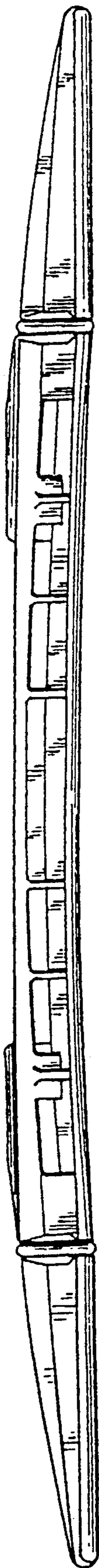


FIG.2




FIG. 4

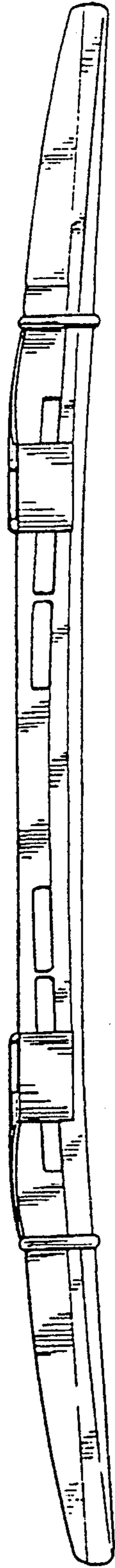


FIG. 5

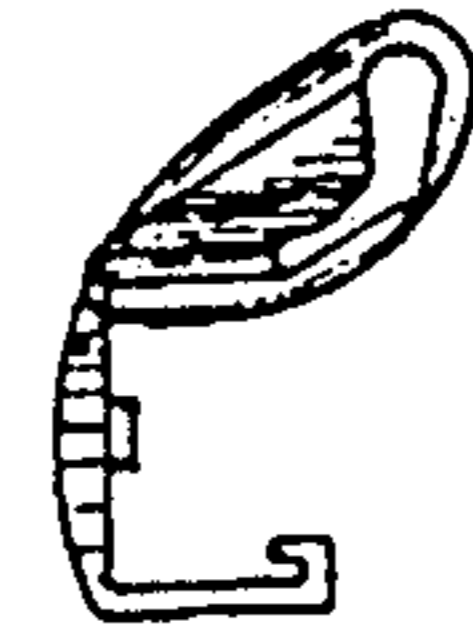
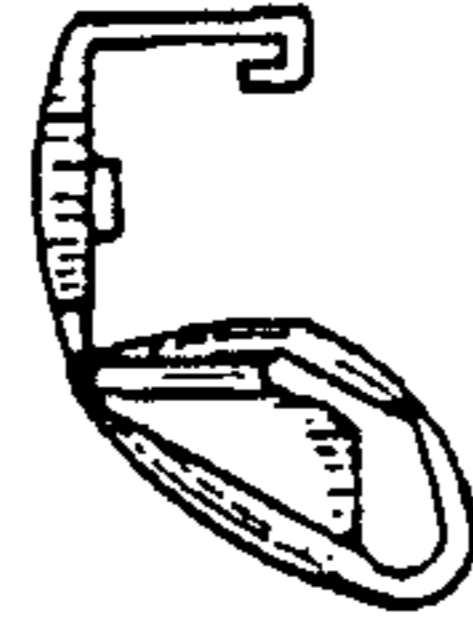


FIG. 6



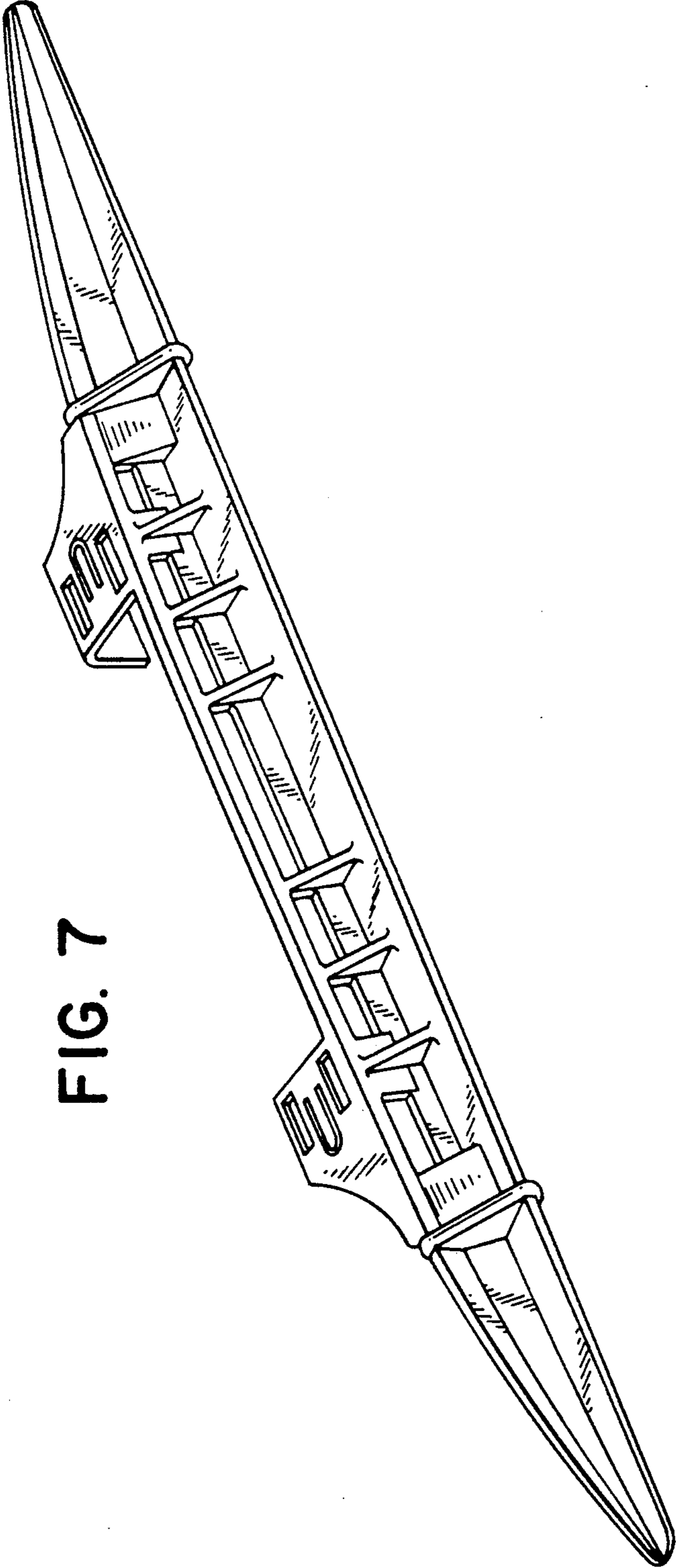


FIG. 7