



US00D327863S

# United States Patent [19]

[11] Patent Number: **Des. 327,863**

Rudd et al.

[45] Date of Patent: **\*\* Jul. 14, 1992**

[54] ILLUMINATING BADGE

2,616,215 11/1952 Martial et al. .... 63/20

[75] Inventors: **Tom Rudd, North Hudson, Wis.;  
Alwin J. Stahel, St. Paul, Minn.**

*Primary Examiner*—A. Hugo Word  
*Assistant Examiner*—R. Seifert  
*Attorney, Agent, or Firm*—Glen E. Schumann

[73] Assignee: **KuryAkyn Holdings, Inc., Hudson,  
Wis.**

[57] **CLAIM**

[\*\*] Term: **14 Years**

The ornamental design for an illuminating badge, as shown and described.

[21] Appl. No.: **454,836**

**DESCRIPTION**

[22] Filed: **Dec. 22, 1989**

FIG. 1 is a perspective view as seen from the front, top and one side of an illuminating badge showing my new design;

[52] U.S. Cl. .... **D11/107; D11/82**

FIG. 2 is a front elevational view thereof;

[58] Field of Search ..... **D11/107, 108, 6, 79-82,  
D11/95-100, 116, 49; 63/1.1, 2**

FIG. 3 is a side elevational view thereof, as seen from left to right;

[56] **References Cited**

**U.S. PATENT DOCUMENTS**

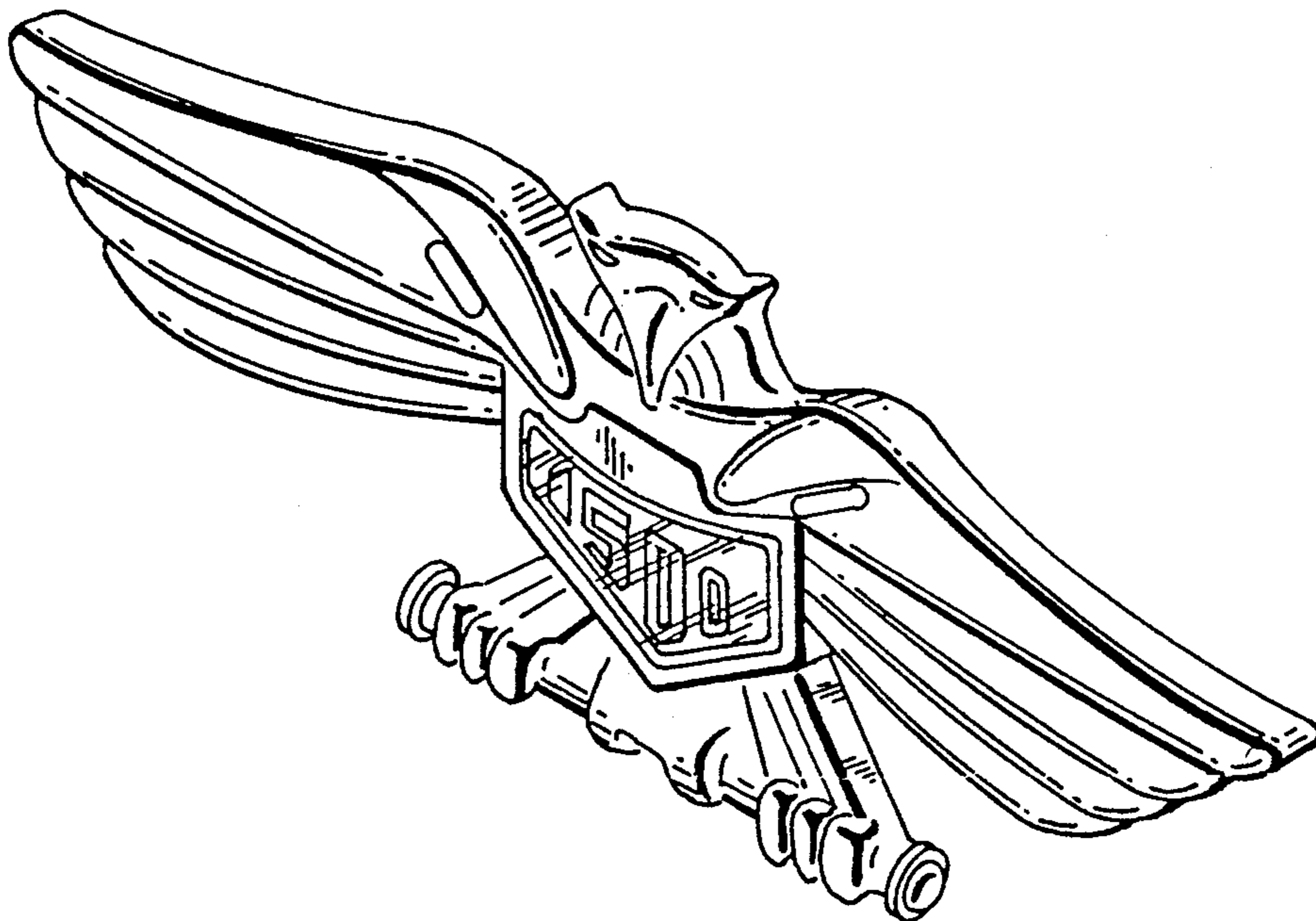
- D. 92,350 5/1934 Henderson ..... D11/95
- D. 131,446 2/1942 O'Dea ..... D11/99
- D. 238,810 2/1976 Roberts ..... D11/82

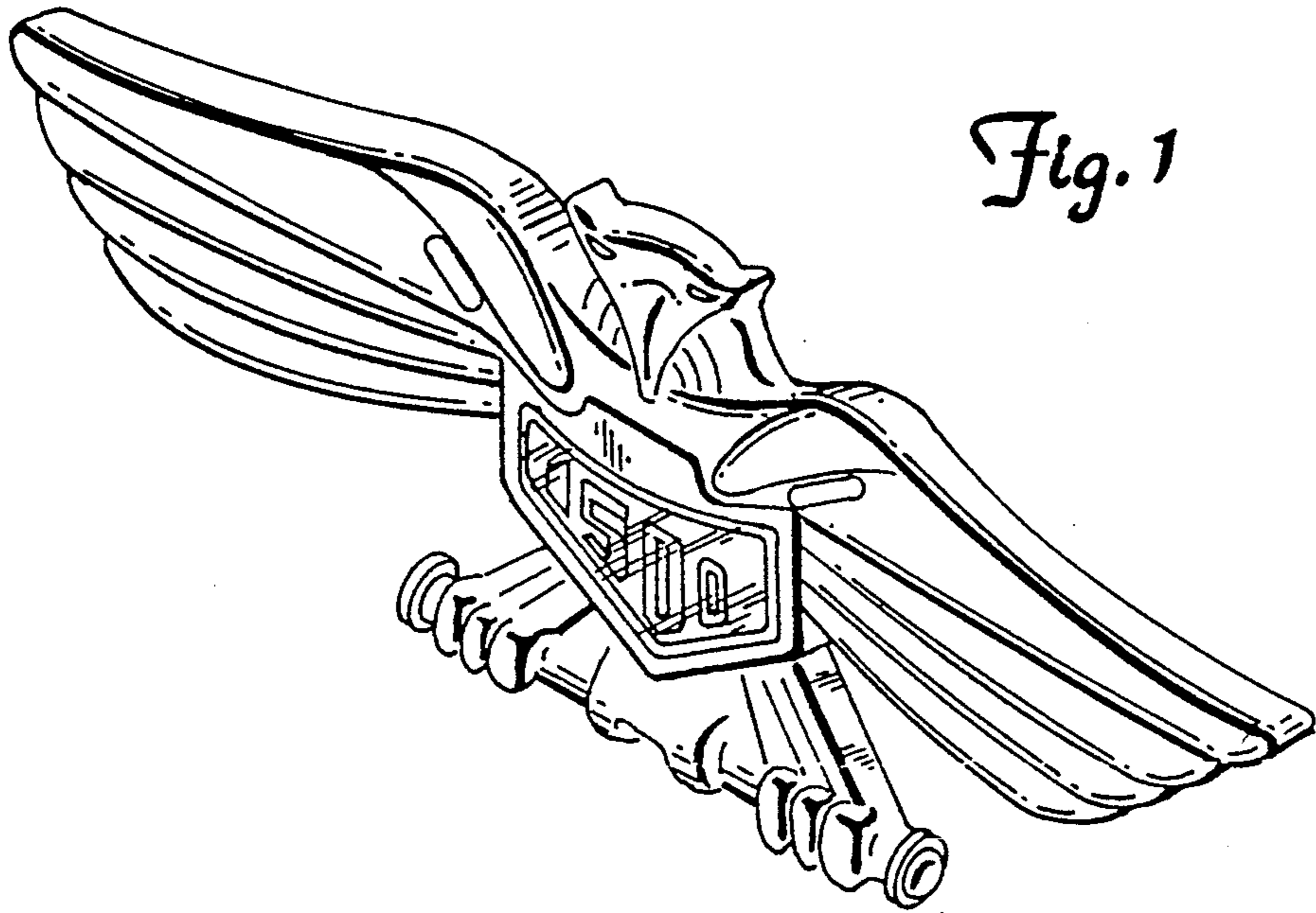
FIG. 4 is a side elevational view thereof, as seen from the side opposite that shown in FIG. 3;

FIG. 5 is a top plan view thereof; and,


FIG. 6 is a bottom plan view thereof.

The rear view not shown, is plain and unornamented.





*Fig. 1*



*Fig. 2*



*Fig. 3*

*Fig. 4*



*Fig. 5*



*Fig. 6*