



US00D327857S

United States Patent [19]

Vaughan

[11] Patent Number: **Des. 327,857**

[45] Date of Patent: **** Jul. 14, 1992**

[54] **COMBINED HOUSE ADDRESS DISPLAY UNIT AND EMERGENCY SIGNAL LIGHT**

[76] Inventor: **Patrick Vaughan, 3771 Friar Tuck Rd., Memphis, Tenn. 38111-6602**

[**] Term: **14 Years**

[21] Appl. No.: **541,363**

[22] Filed: **Jun. 21, 1990**

[52] U.S. Cl. **D10/114; D20/17**

[58] Field of Search **D10/109, 114; D20/10, D20/17, 19, 29; 362/811, 812; D26/31, 32; 40/584, 617, 618**

- D. 293,423 12/1987 Portillo .
- D. 296,087 6/1988 Luck D10/114
- D. 296,532 7/1988 Kamensky .
- D. 299,506 1/1989 Jensen D10/114

Primary Examiner—Wallace R. Burke
Assistant Examiner—Marcus Jackson
Attorney, Agent, or Firm—Terry M. Gernstein

[57] CLAIM

The ornamental design for a combined house address display unit and emergency signal light, as shown and described.

DESCRIPTION

FIG. 1 is a perspective view of a combined house address display unit and emergency signal light showing my new design;

FIG. 2 is a front elevational view thereof;

FIG. 3 is a left side elevational view thereof;

FIG. 4 is a right side elevational view thereof;


FIG. 5 is a top plan view thereof;

FIG. 6 is a bottom plan view thereof.

[56] References Cited

U.S. PATENT DOCUMENTS

- D. 37,799 1/1906 Dawes D20/19
- D. 76,271 9/1928 Jeeter D20/19
- D. 178,600 8/1956 Gibson D20/29
- D. 254,298 2/1980 Sexton et al. D10/114
- D. 289,184 4/1987 Rutter D20/17
- D. 290,377 6/1987 Wood et al. D20/10



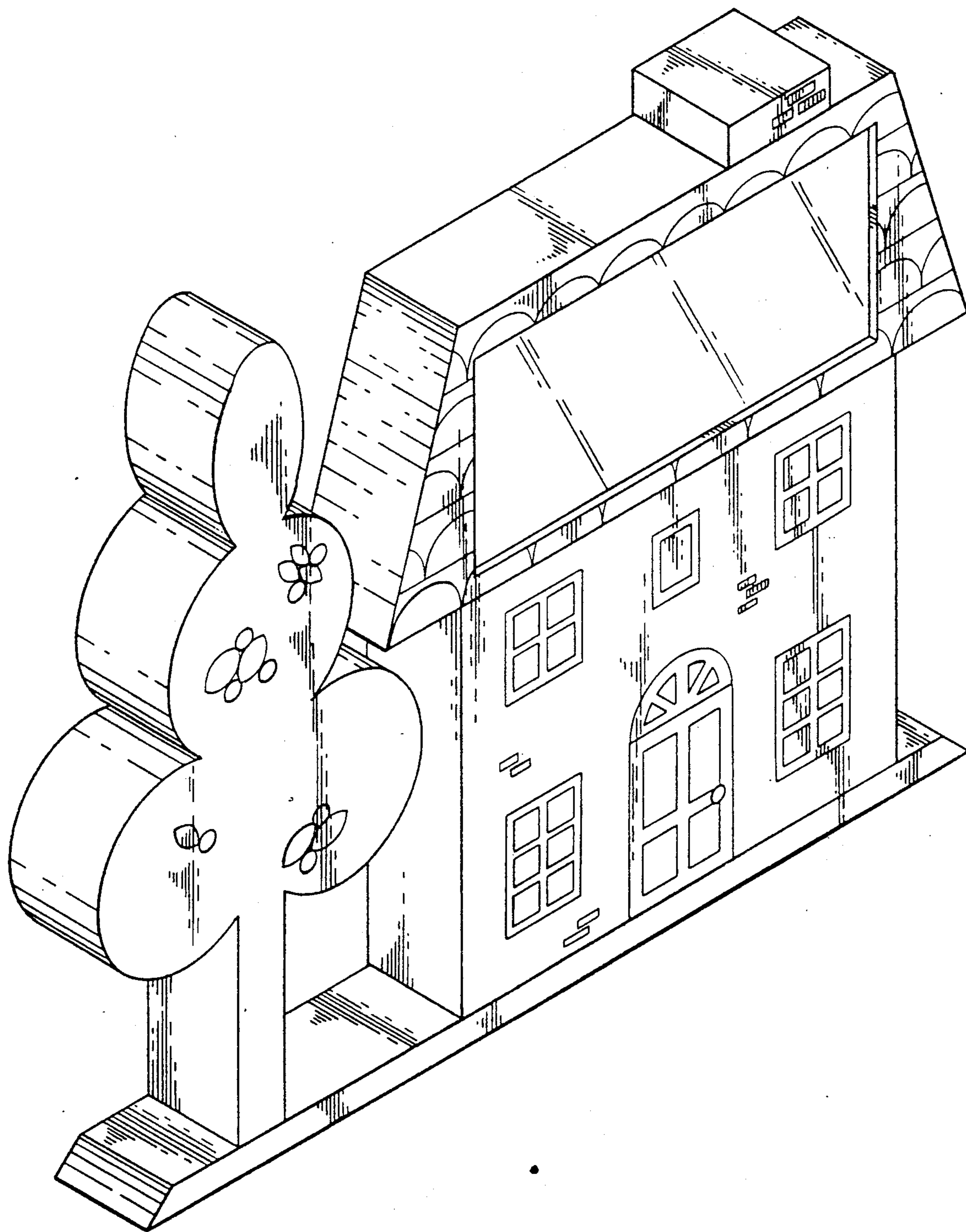


Fig. 1




Fig. 2




Fig. 3

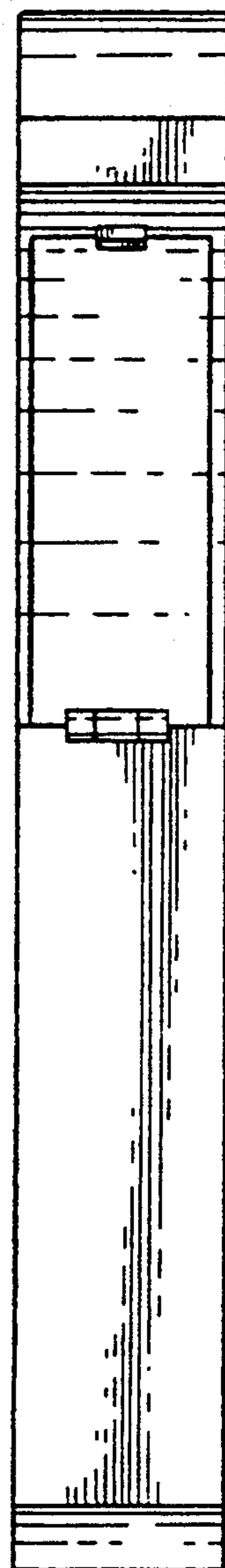


Fig. 4




Fig. 5



Fig. 6