



US00D327856S

United States Patent [19]

[11] Patent Number: **Des. 327,856**

Loew et al.

[45] Date of Patent: **** Jul. 14, 1992**

[54] **KEYPAD FOR AN ALARM SYSTEM OR SIMILAR ARTICLE**

[56] **References Cited**

U.S. PATENT DOCUMENTS

[75] Inventors: **Christopher Loew; Robin Sarre**, both of San Francisco, Calif.

- D. 237,893 12/1975 Wennerstrom D10/106
- D. 264,194 5/1982 Jaretsky D10/106
- D. 285,668 9/1986 Tanaka et al. D10/106
- D. 303,137 8/1989 Brown D10/106
- D. 310,791 9/1990 Farrell et al. D10/106

[73] Assignee: **Nynex Corporation**, New York, N.Y.

Primary Examiner—Wallace R. Burke
Assistant Examiner—Marcus Jackson
Attorney, Agent, or Firm—Douglas J. Kirk; John J. Torrente

[**] Term: **14 Years**

[57] CLAIM

[21] Appl. No.: **577,598**

The ornamental design for an ornamental keypad for an alarm system or similar article, as shown and described.

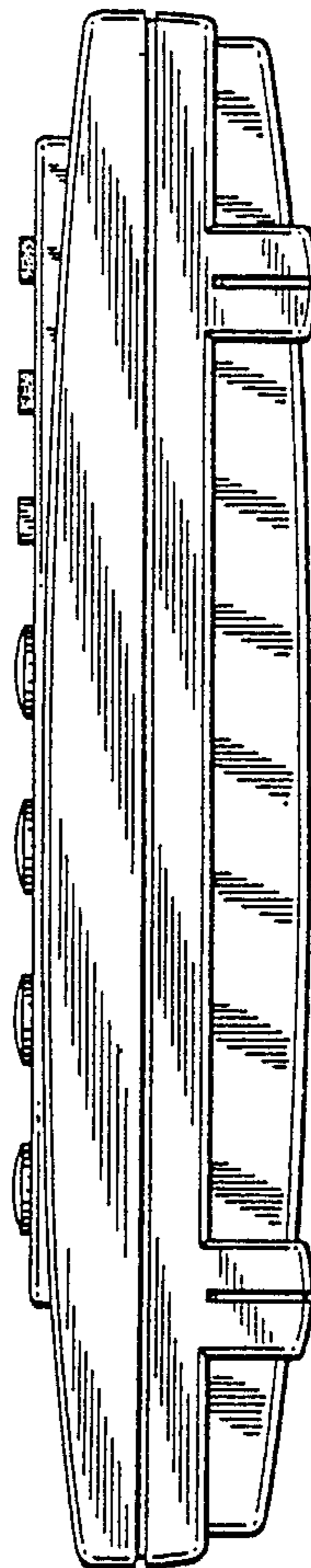

[22] Filed: **Sep. 4, 1990**

DESCRIPTION

[30] Foreign Application Priority Data

FIG. 1 is a front elevational view of a keypad for an alarm system or similar article showing our new design; FIG. 2 is a right side elevational view thereof, with the opposite side being a mirror image; FIG. 3 is a top plan view thereof; FIG. 4 is a bottom plan view thereof; and, FIG. 5 is a rear elevational view thereof.

- Jun. 21, 1990 [IE] Ireland 300/90
- [52] U.S. Cl. **D10/106**
- [58] Field of Search D10/104, 106, 121; 340/540, 541, 542, 551, 593, 577, 590, 627, 555, 556, 584






FIG. 3




FIG. 1

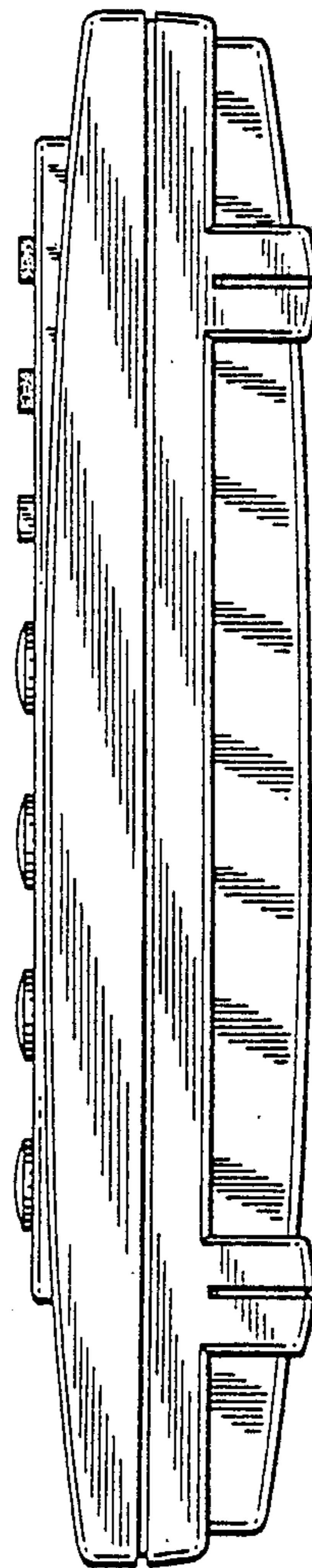


FIG. 2

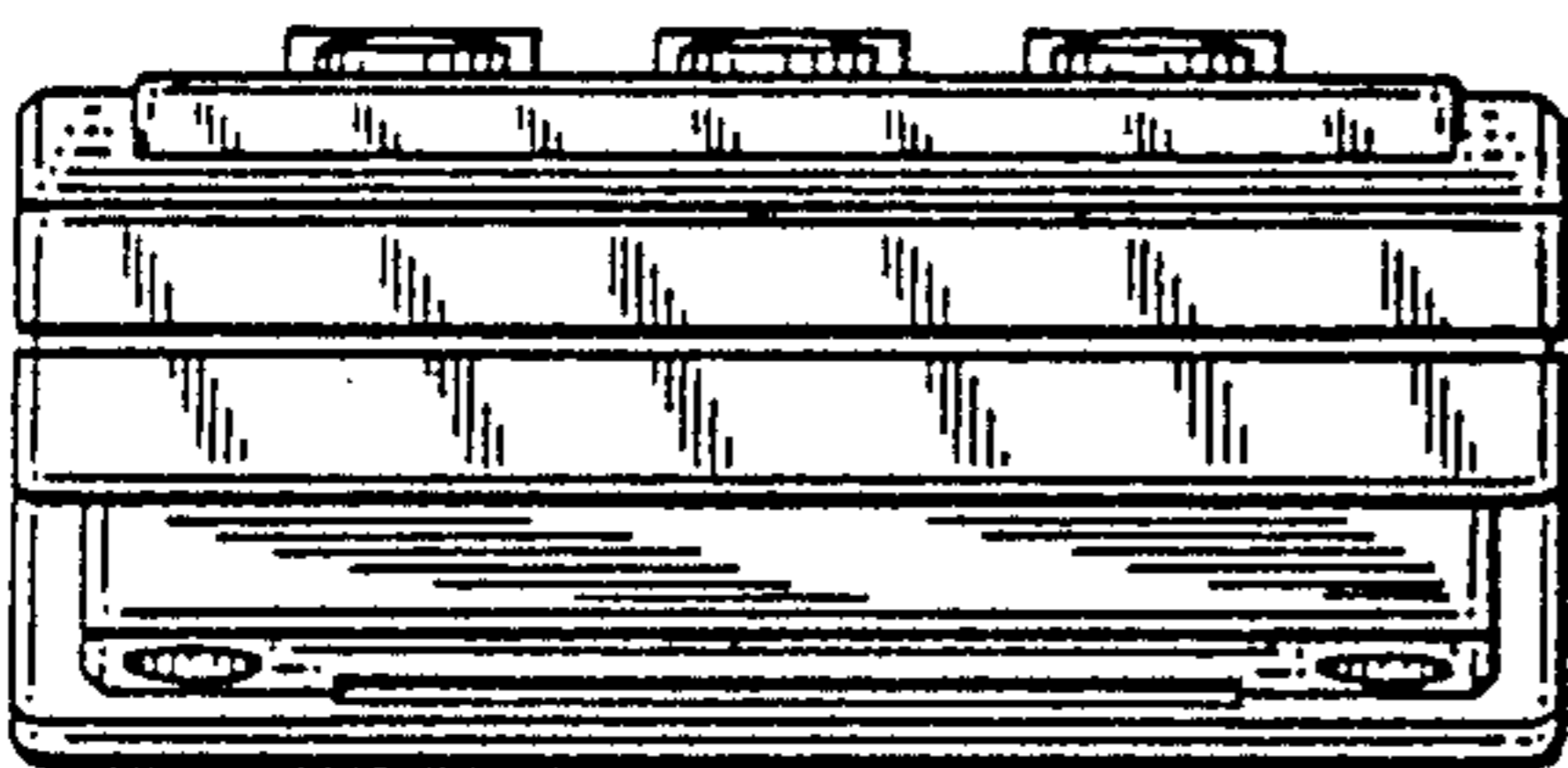


FIG. 4

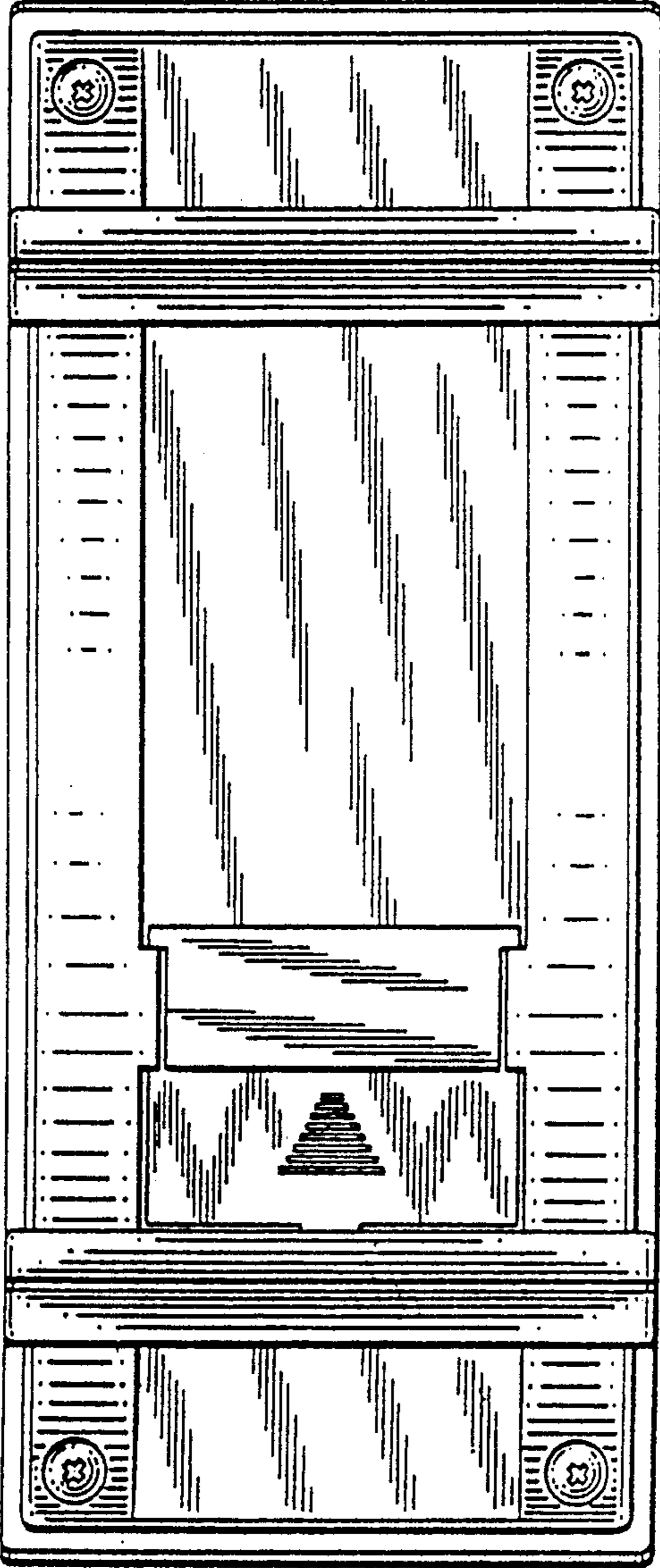


FIG. 5