



US00D327851S

United States Patent [19]

[11] Patent Number: **Des. 327,851**

Besson

[45] Date of Patent: **** Jul. 14, 1992**

[54] WATCH

[56] References Cited

[75] Inventor: **F. Besson, La Chaux-de-Fonds, Switzerland**

U.S. PATENT DOCUMENTS

D. 238,341	1/1976	Cruse	D10/38
3,379,004	4/1968	Shao-Tang Lee	D10/39
4,717,260	1/1988	Tsuji	368/21

[73] Assignee: **Girard-Perregaux, S.A., La Chaux-de-Fonds, Switzerland**

FOREIGN PATENT DOCUMENTS

310284 12/1955 Switzerland 368/285

[**] Term: **14 Years**

Primary Examiner—Donald P. Walsh
Assistant Examiner—Antoine O. Davis
Attorney, Agent, or Firm—McGlew & Tuttle

[21] Appl. No.: **317,788**

[57] CLAIM

The ornamental design for a watch, as shown and described.

[22] Filed: **Mar. 2, 1989**

DESCRIPTION


[30] Foreign Application Priority Data

Oct. 4, 1987 [IB] Int'l Pat. Institute DM/011887

[52] U.S. Cl. D10/39; D10/32

[58] Field of Search D10/30-33,
D10/38, 39, 122-124; 368/223-232, 276-278,
281, 292-296

FIG. 1 is a top plan view of a watch showing my new design;
FIG. 2 is a right side elevational view;
FIG. 3 is a left side elevational view;
FIG. 4 is a front elevational view;
FIG. 5 is a rear elevational view; and,
FIG. 6 is a bottom plan view thereof.



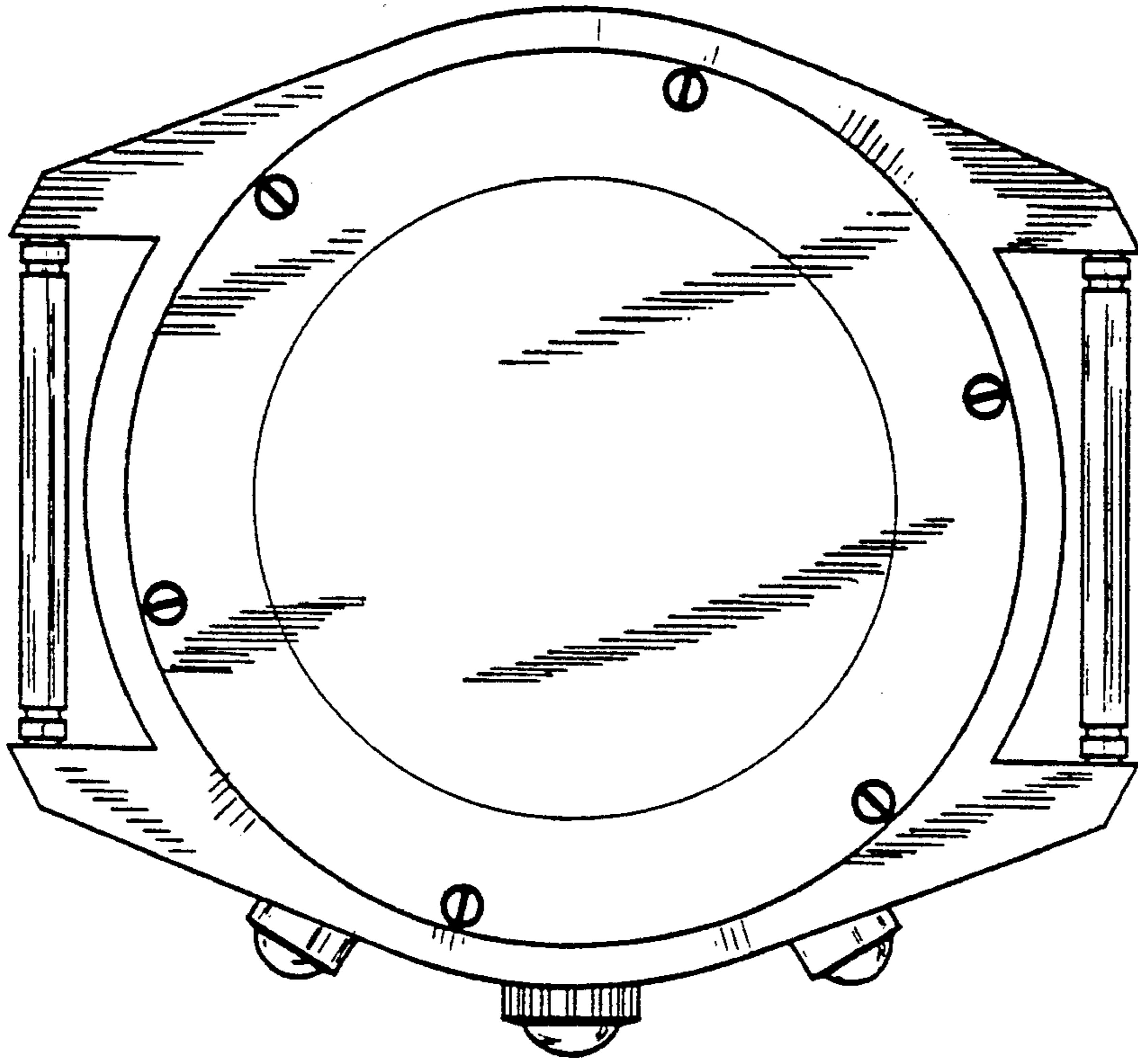


FIG. 6




FIG. 1

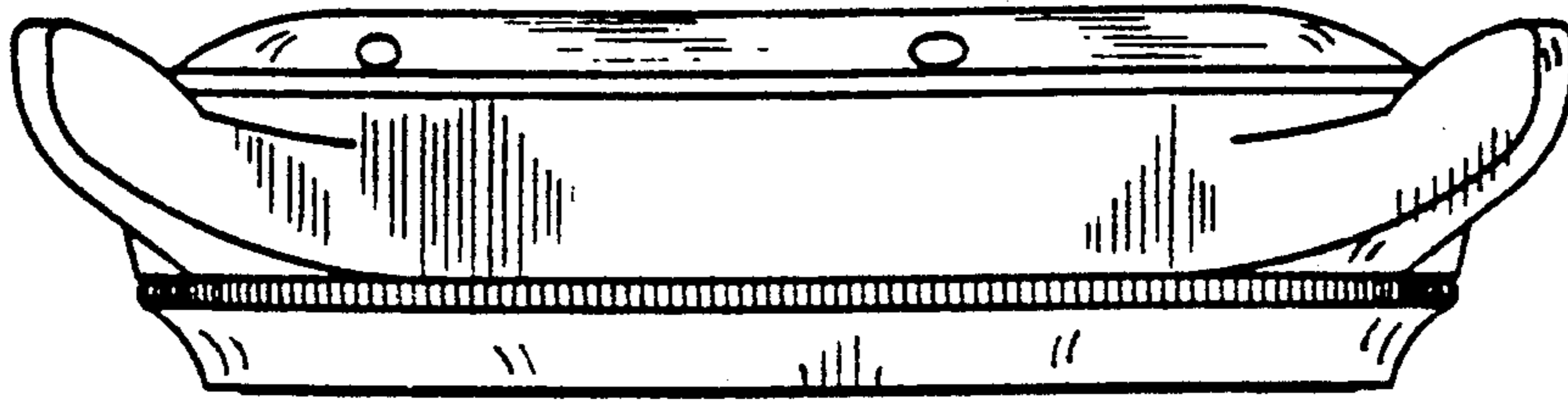


FIG. 3

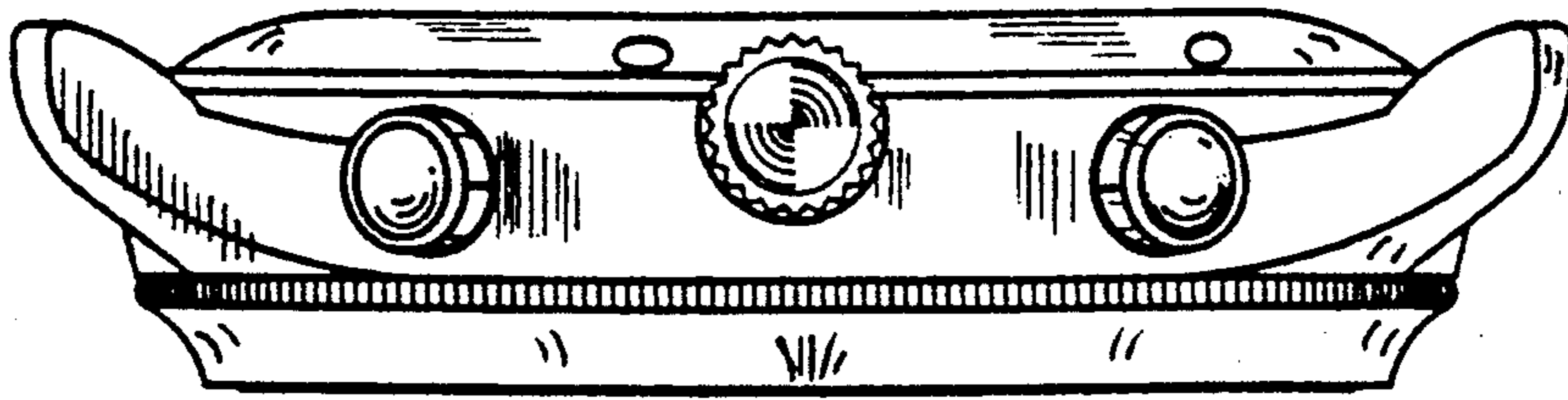


FIG. 2

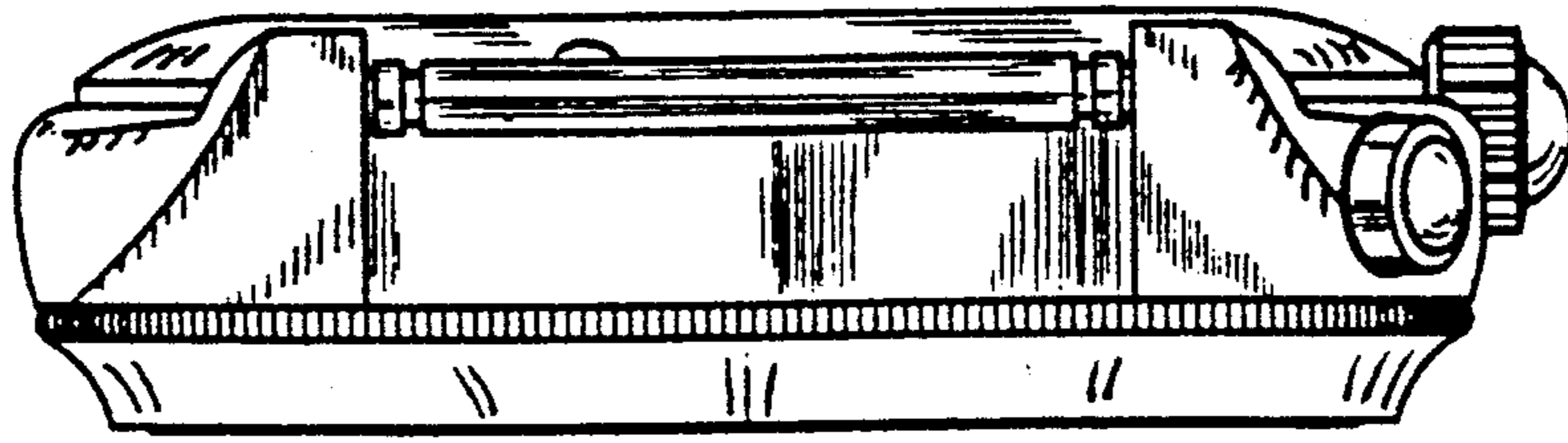


FIG. 4

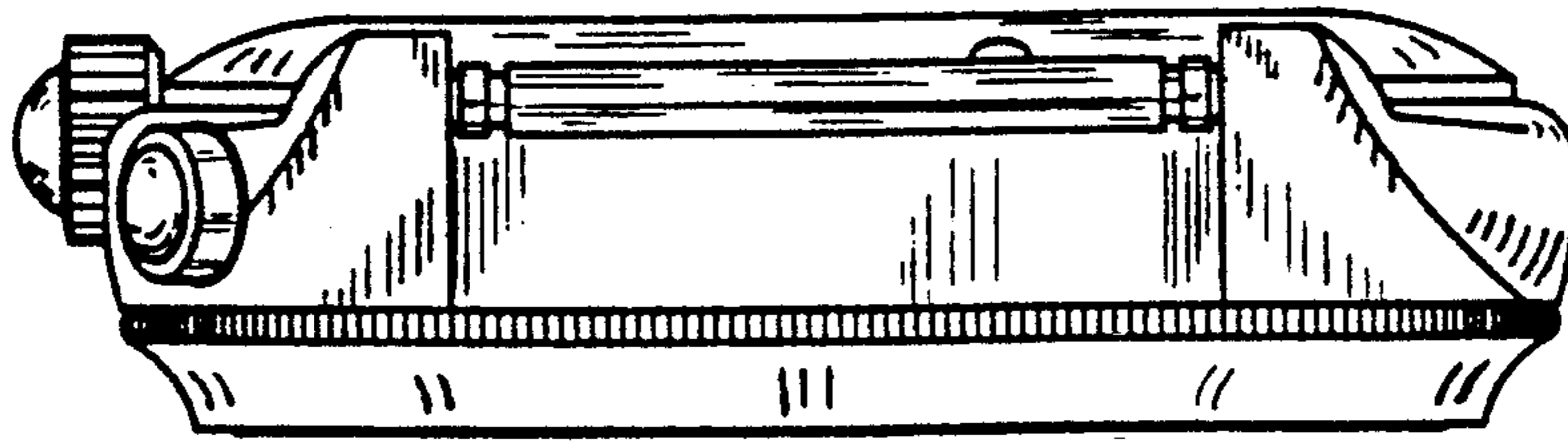


FIG. 5