



US00D327826S

United States Patent [19]

[11] Patent Number: **Des. 327,826**

Neff

[45] Date of Patent: **** Jul. 14, 1992**

[54] **COMBINED GRIPPING, CRIMPING,
CUTTING AND WIRE STRIPPING TOOL**

4,225,990 10/1980 Theiler, Sr. 7/107
4,226,145 10/1980 Gill 30/90.1
4,229,849 10/1980 Theiler, Sr. 7/107

[76] Inventor: **Ted Neff, 24701 Raymond Way,
#115, El Toro, Calif. 92630**

[**] Term: **14 Years**

[21] Appl. No.: **501,658**

[22] Filed: **Mar. 29, 1990**

[52] U.S. Cl. **D8/52**

[58] Field of Search **D8/52, 56, 58; 30/91.1;
7/107; 81/9.4**

OTHER PUBLICATIONS

Holub Industries Ad, Dec. 5, 1968, Wiring Tool.
Techni Tools Cat., Jun. 1972, p. 13, No. 55 Plike.
UTICA Tools, p. 14, 7, 1965, Snips.

Primary Examiner—Bernard Ansher
Assistant Examiner—Philip Hyder

[57] CLAIM

The ornamental design for a combined gripping, crimping, cutting and wire stripping tool, as shown and described.

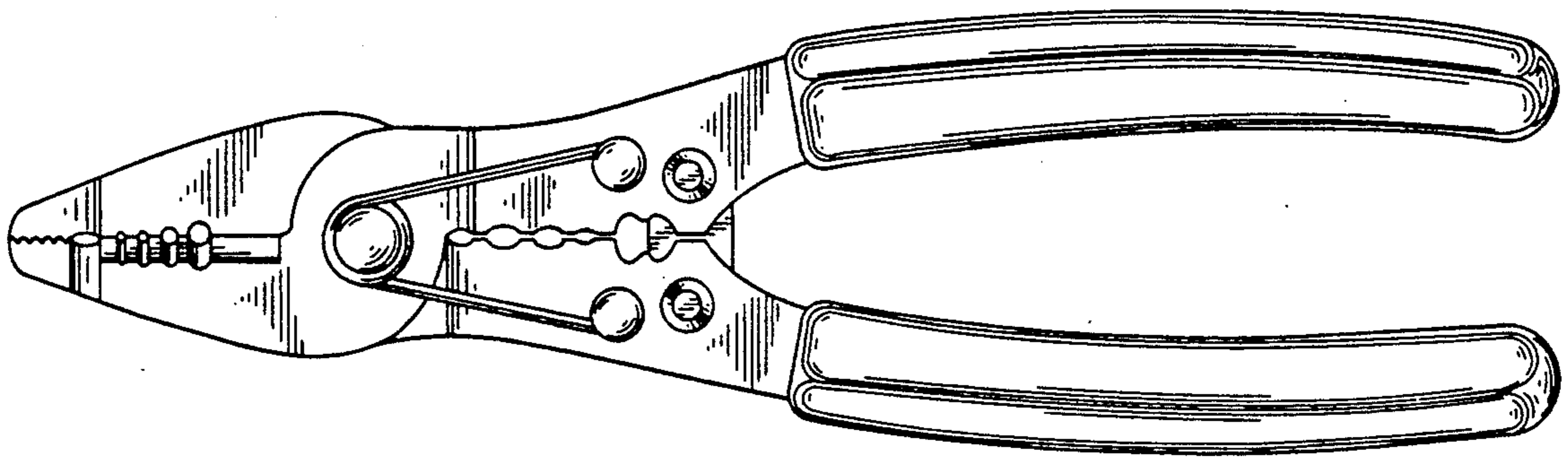
[56] References Cited

U.S. PATENT DOCUMENTS

D. 218,141	7/1970	Neff	D8/58
2,940,343	6/1960	Hindenburg	D8/52
3,058,377	10/1962	Hardt	7/107
3,654,647	4/1972	Neff	7/5.3
3,777,323	12/1973	Ingram	7/107
3,831,207	8/1974	Boyajian	7/107
3,871,078	3/1975	Ogle	30/90.1
3,947,905	4/1976	Neff	7/5.6
4,028,756	6/1977	Couto	30/90.1

DESCRIPTION

FIG. 1 is a front elevational view of a combined gripping, crimping, cutting and wire stripping tool showing my new design;
FIG. 2 is a top plan view thereof;
FIG. 3 is a left side elevational view thereof;
FIG. 4 is a fragmentary rear elevational view thereof, showing the jaw portion; and,
FIG. 5 is a right side elevational view thereof.



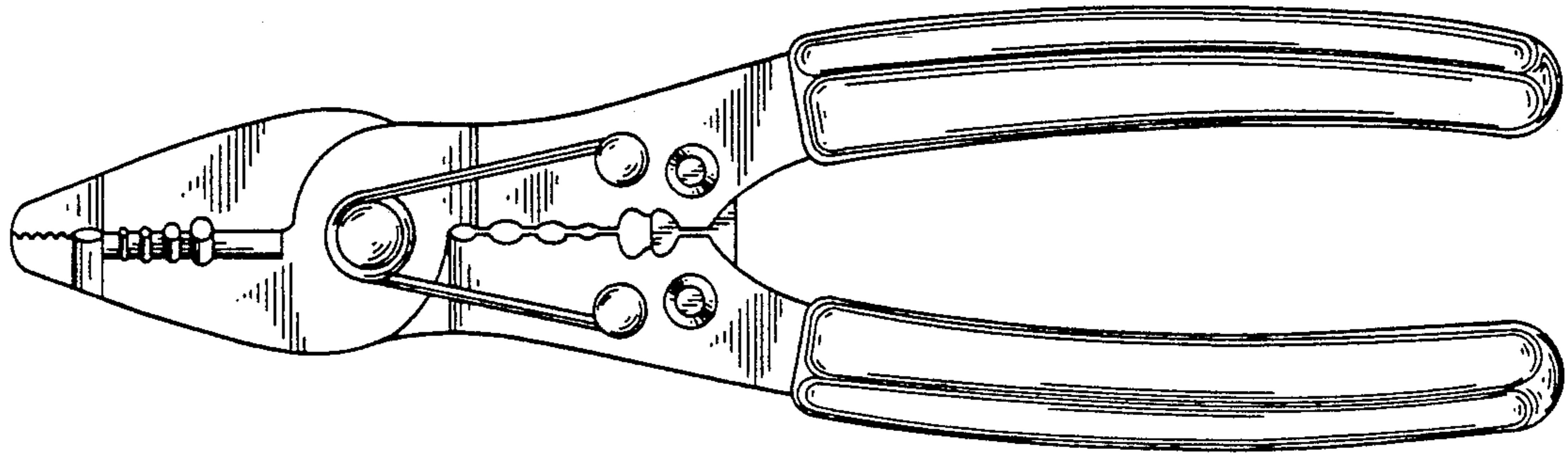


FIG. 1



FIG. 2

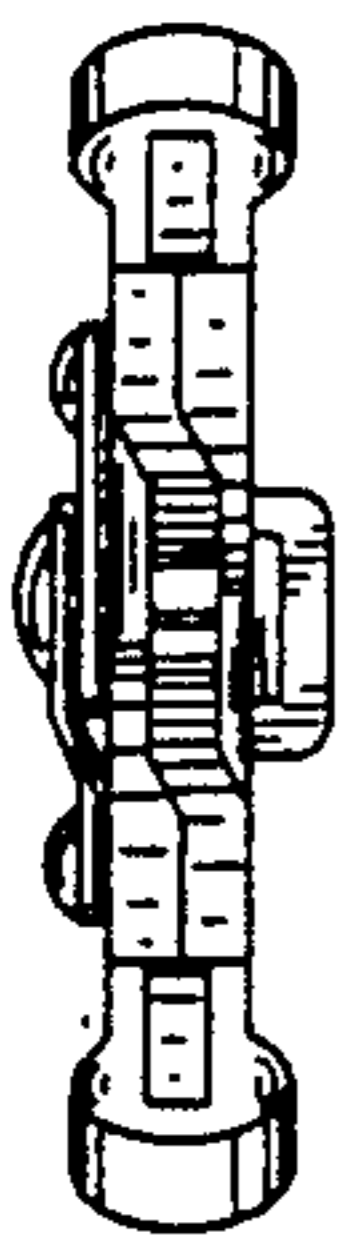


FIG. 3

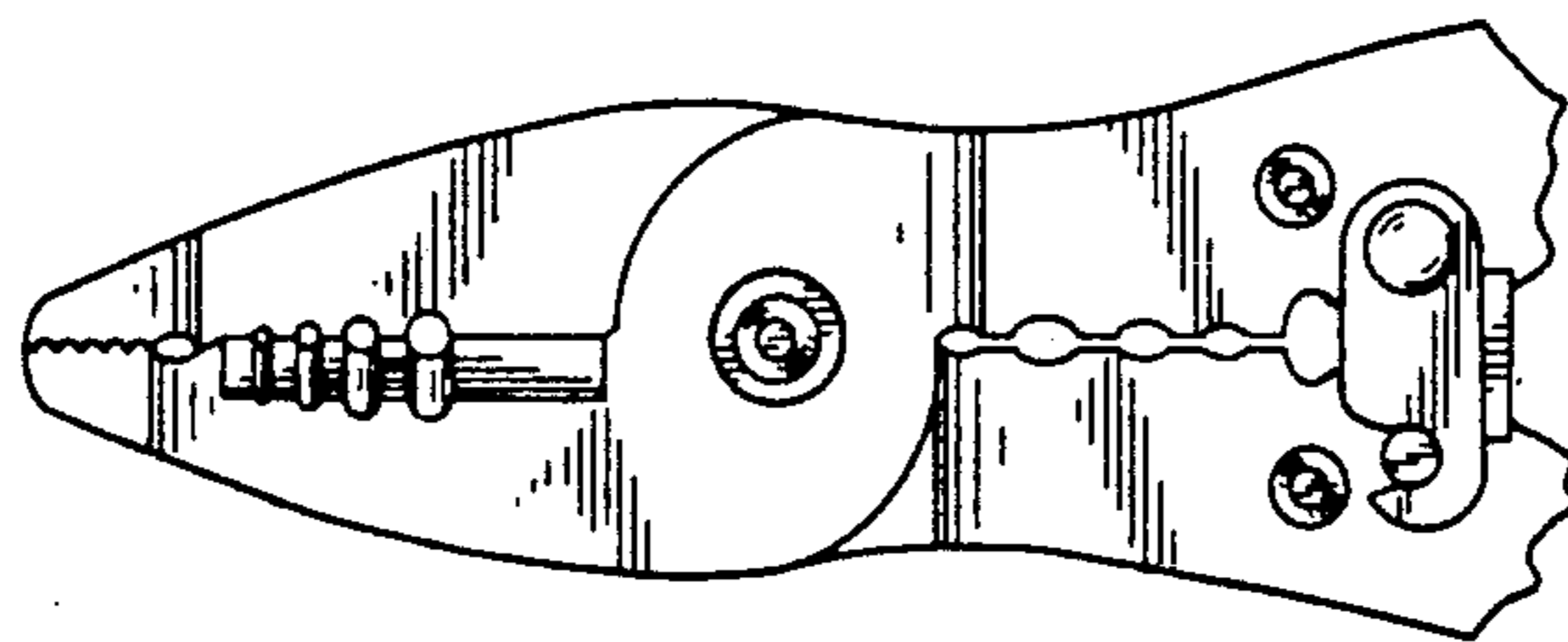


FIG. 4



FIG. 5