



US00D327817S

# United States Patent [19] Paullin

[11] Patent Number: **Des. 327,817**

[45] Date of Patent: **\*\* Jul. 14, 1992**

[54] **CONTAINER**

[75] Inventor: **William L. Paullin, Atlanta, Ga.**

[73] Assignee: **Selling Solutions, Inc., Atlanta, Ga.**

[\*\*] Term: **14 Years**

[21] Appl. No.: **543,188**

[22] Filed: **Jun. 25, 1990**

[52] U.S. Cl. .... **D7/515; D7/510; D9/320**

[58] Field of Search ..... **D7/510, 514, 515, 516, D7/519, 608; D9/337, 338, 301, 320, 307, 317, 318, 331; 215/1 A; 220/705, 709, 707; 224/148, 32 R; D12/114; D24/197**

[56] **References Cited**

**U.S. PATENT DOCUMENTS**

- D. 36,750 1/1904 Krause ..... D7/514
- D. 243,578 3/1971 Danat ..... D7/515
- D. 247,840 5/1978 Dixon ..... D7/510

- D. 250,444 12/1978 Danat et al. .... D7/515
- D. 291,524 8/1987 Yanniell et al. .... D7/606
- D. 314,492 2/1991 Weller et al. .... D9/320 X
- D. 321,457 11/1991 Kahl ..... D7/608
- 4,566,292 1/1986 Parmet ..... D9/320 X

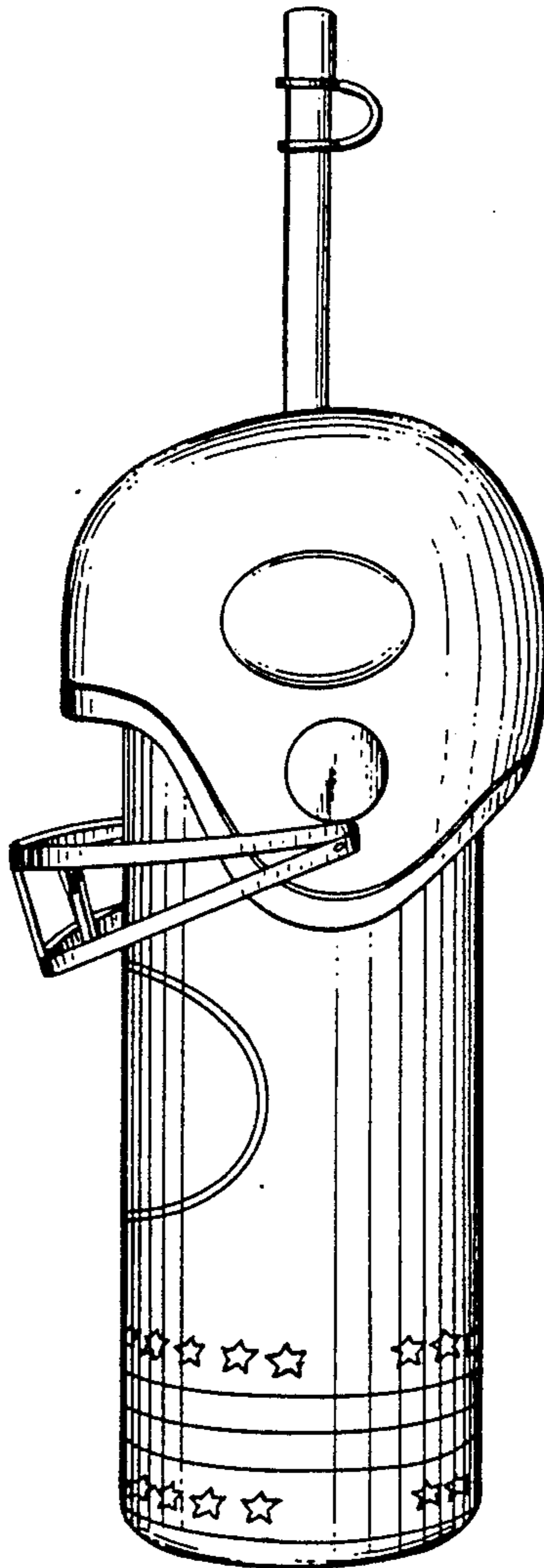
*Primary Examiner*—Donald P. Walsh  
*Assistant Examiner*—M. N. Pandozzi  
*Attorney, Agent, or Firm*—Ross, Ross & Flavin

[57] **CLAIM**

The ornamental design for container, as shown and described.

**DESCRIPTION**

FIG. 1 is a front elevational view of a container showing my new design;  
FIG. 2 is a right side elevational view, the left side elevational view being a mirror image thereof;  
FIG. 3 is a rear elevational view thereof; and,  
FIG. 4 is a top plan view thereof, the bottom plan view plain and unornamented.



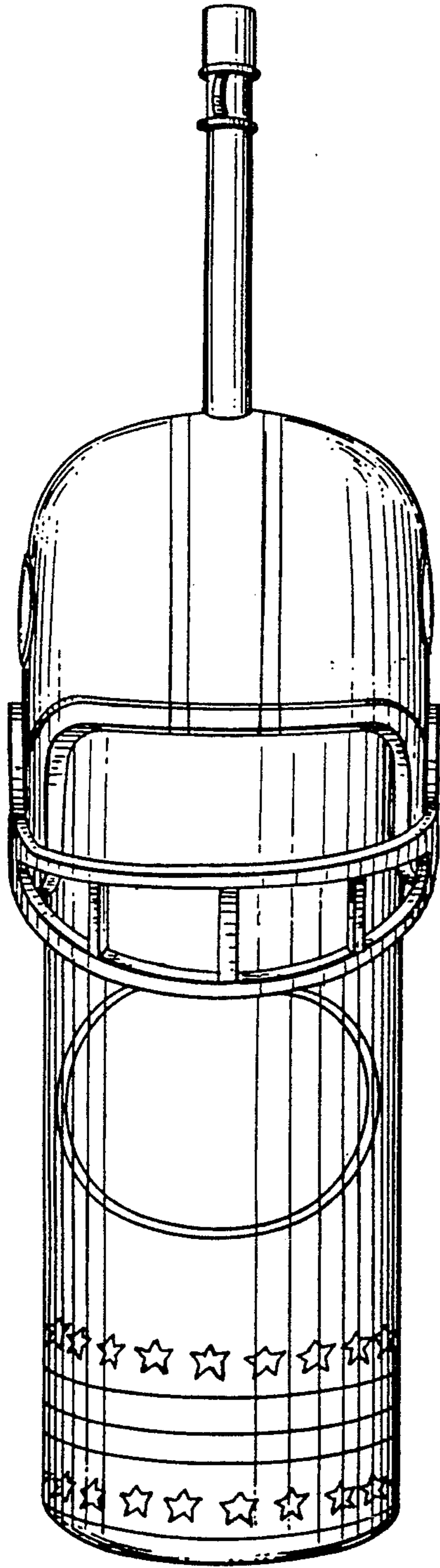


FIG. 1.

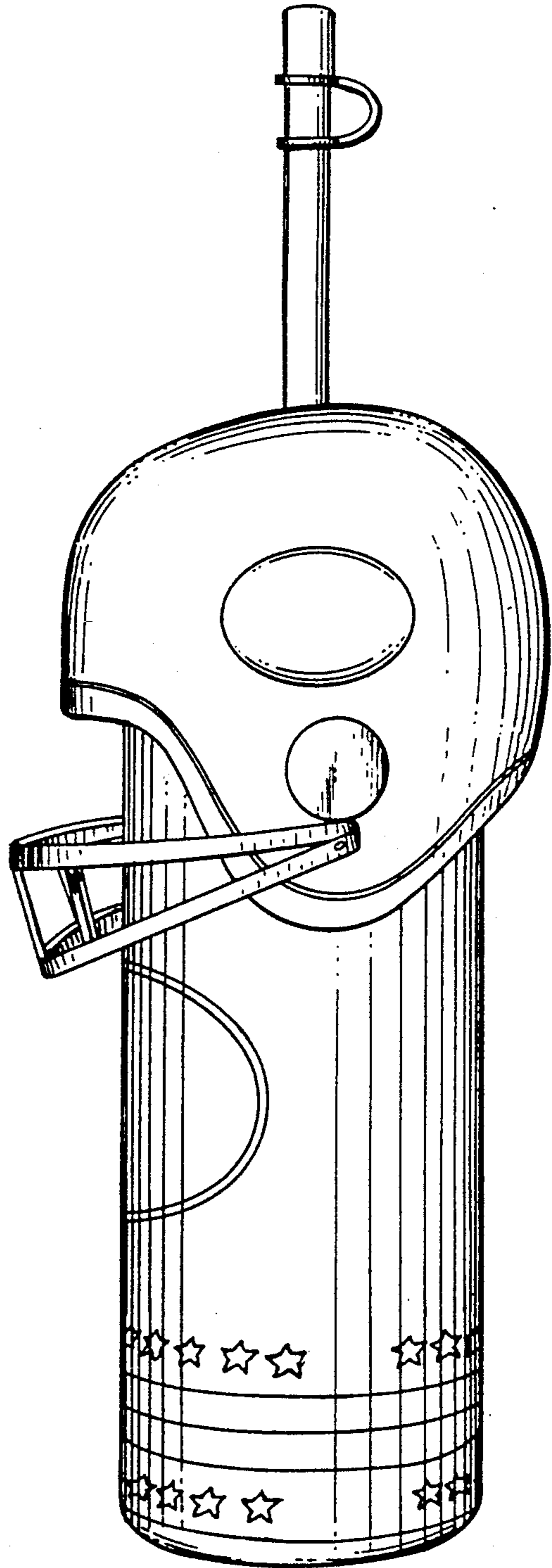


FIG. 2.

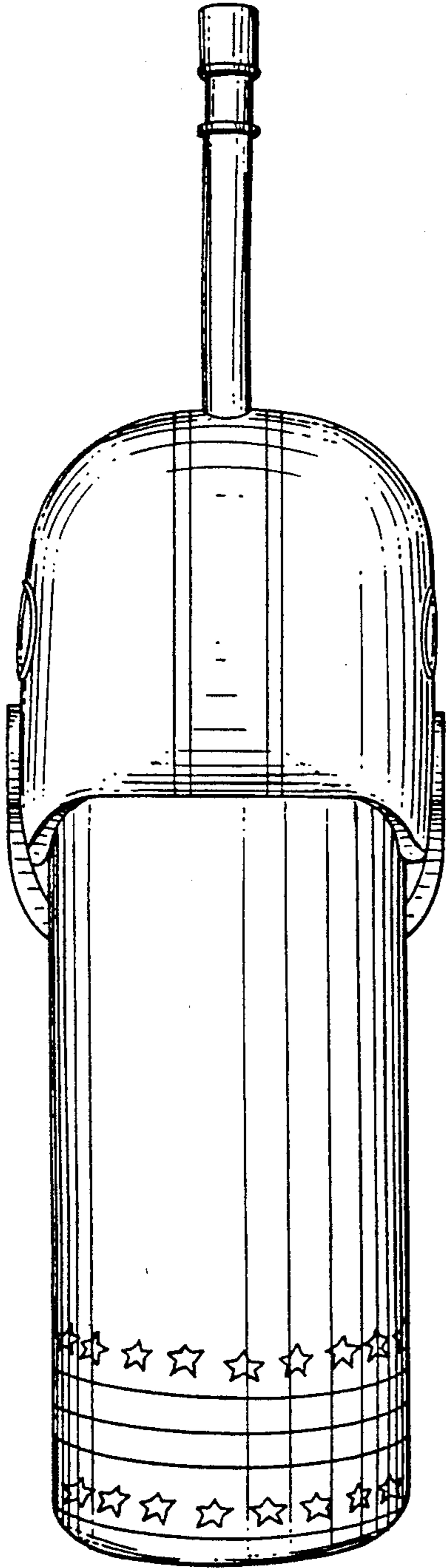


FIG. 3.

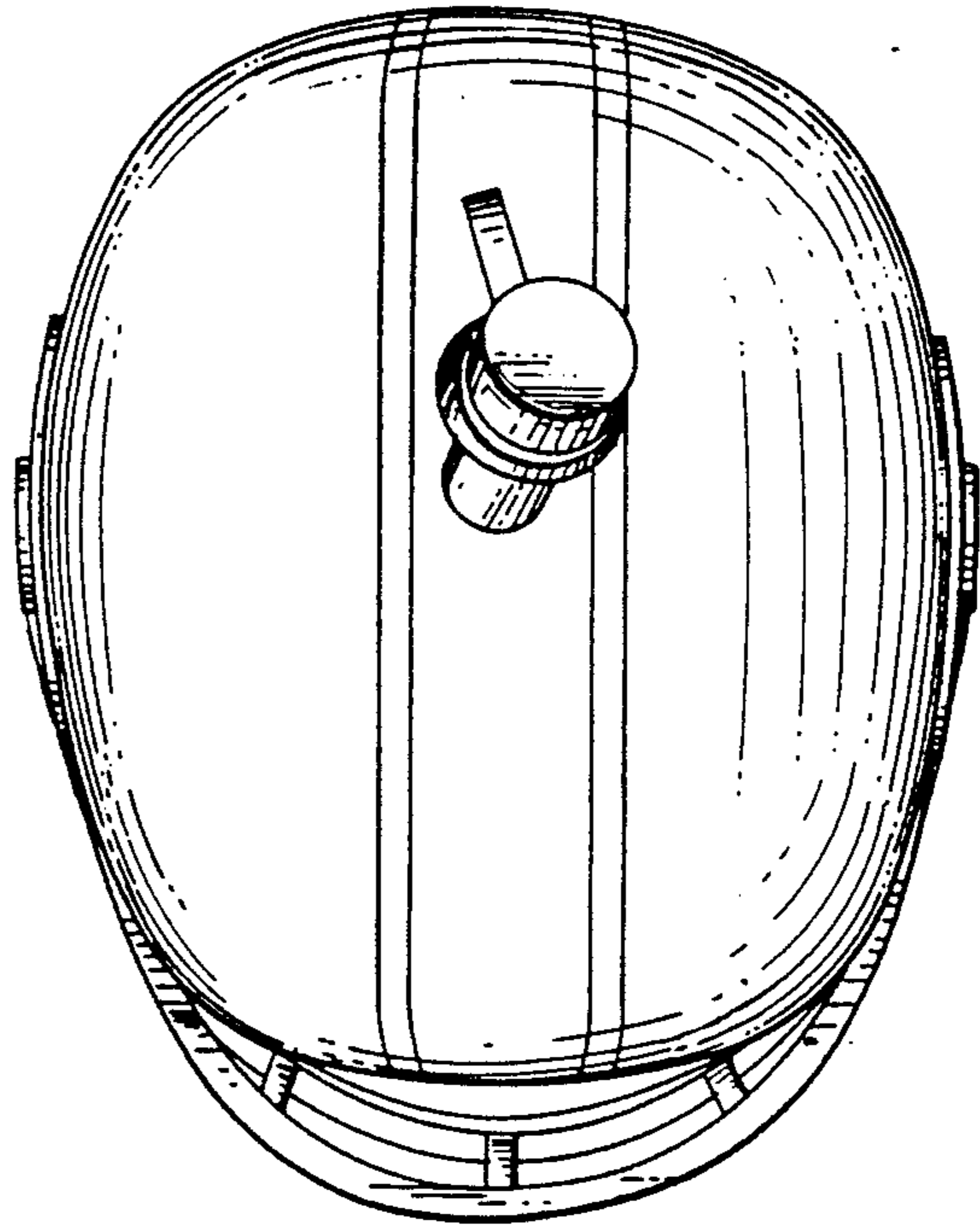


FIG. 4.