



US00D327782S

United States Patent [19]

Citterio

[11] Patent Number: **Des. 327,782**

[45] Date of Patent: **** Jul. 14, 1992**

[54] CHAIR

[75] Inventor: Anthony Citterio, Milan, Italy

[73] Assignee: Fehlbaum & Co., Switzerland

[*] Notice: The portion of the term of this patent subsequent to Jul. 14, 2006 has been disclaimed.

[**] Term: 14 Years

[21] Appl. No.: 339,624

[22] Filed: Apr. 18, 1989

[30] Foreign Application Priority Data

Oct. 19, 1988 [IB] Int'l Pat. Institute DM/011 992

[52] U.S. Cl. D6/366

[58] Field of Search D6/334, 364, 365, 366, D6/379, 498, 500

[56] References Cited

U.S. PATENT DOCUMENTS

D. 211,461	6/1968	Walkinshaw	D6/366
D. 252,781	9/1979	Ball	D6/366
D. 296,394	6/1988	Chadwick et al.	D6/366
1,960,022	5/1934	Melder	D6/371 X

3,594,041 7/1971 Rye D6/372 X

OTHER PUBLICATIONS

Interiors, Sep. 1984, p. 83, Chair at right by Aarnio.
Domus, Dec. 1986, Chair at bottom right.
Interiors, Mar. 1987, inside front cover, chair shown.

Primary Examiner—Donald P. Walsh
 Assistant Examiner—Gary D. Watson
 Attorney, Agent, or Firm—Brumbaugh, Graves, Donohue & Raymond

[57] CLAIM

An ornamental design for a chair, as shown and described.

DESCRIPTION

FIG. 1 is a left-front perspective view of a chair showing my new design;
 FIG. 2 is a front perspective view;
 FIG. 3 is a left side perspective view;
 FIG. 4 is a right side perspective view;
 FIG. 5 is a top perspective view;
 FIG. 6 is a bottom perspective view; and,
 FIG. 7 is a rear perspective view thereof.
 The broken line showings in all views represents stitching.





FIG. 1




FIG. 2

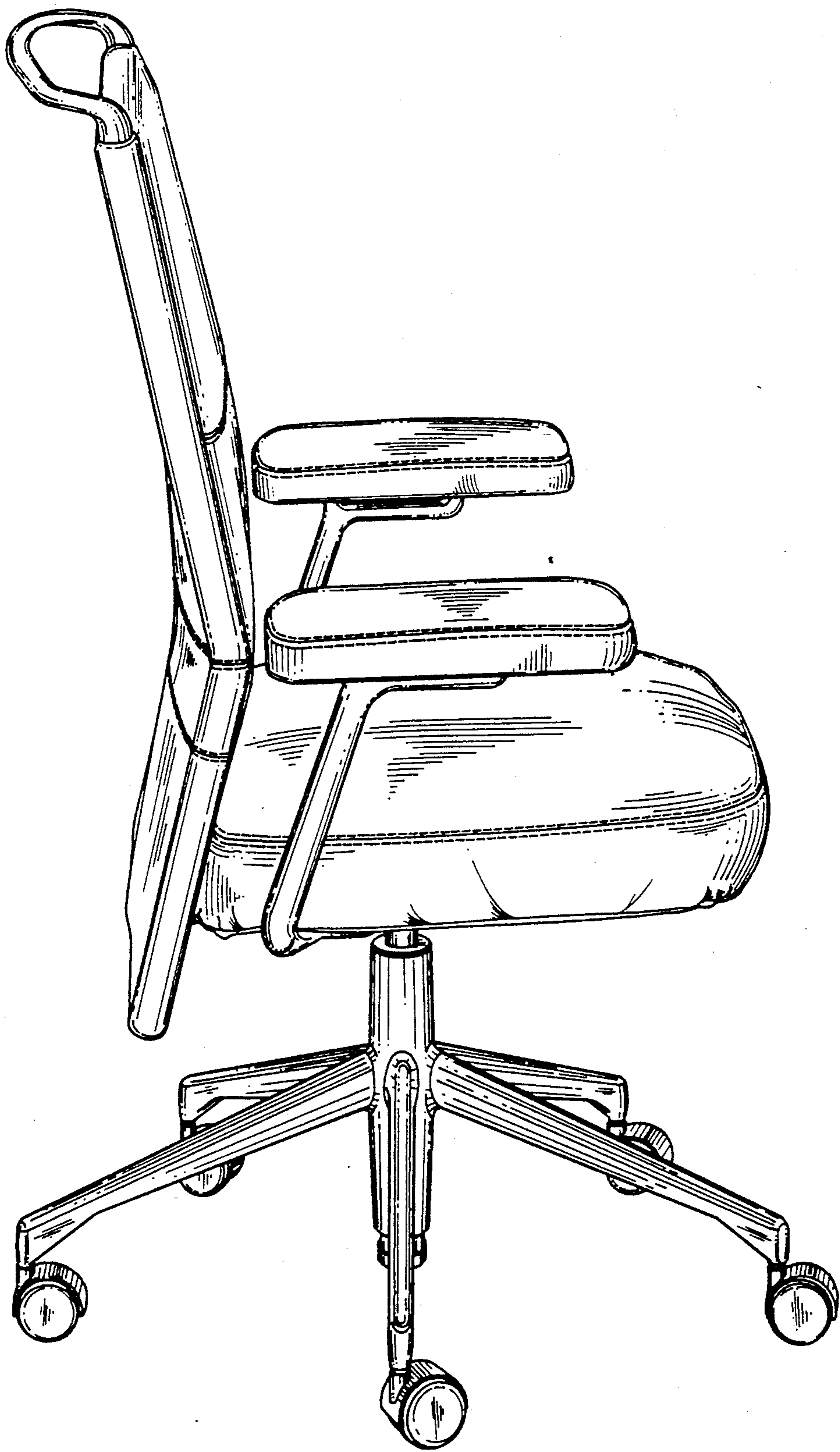


FIG. 3

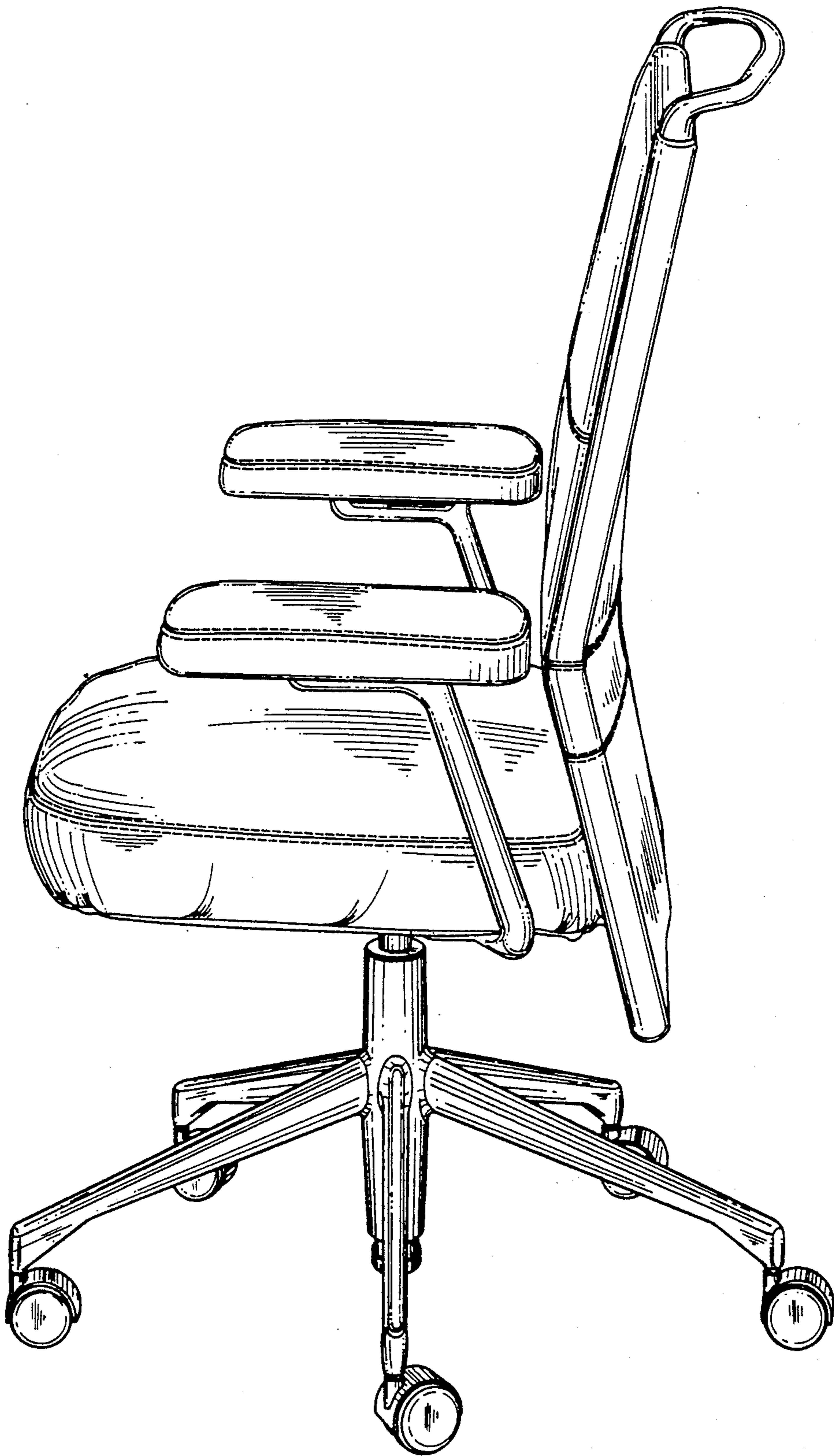


FIG. 4




FIG. 5

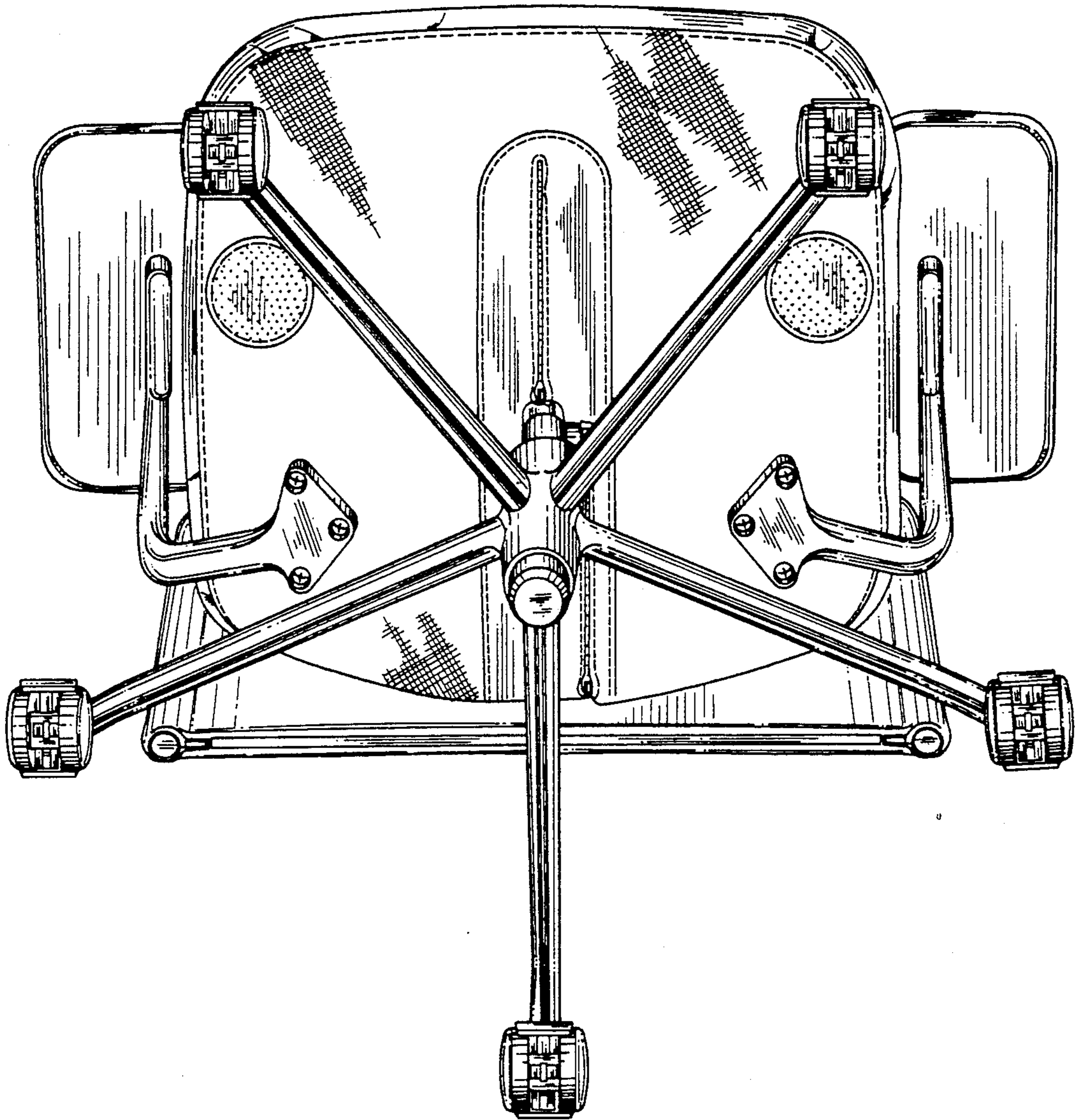


FIG. 6

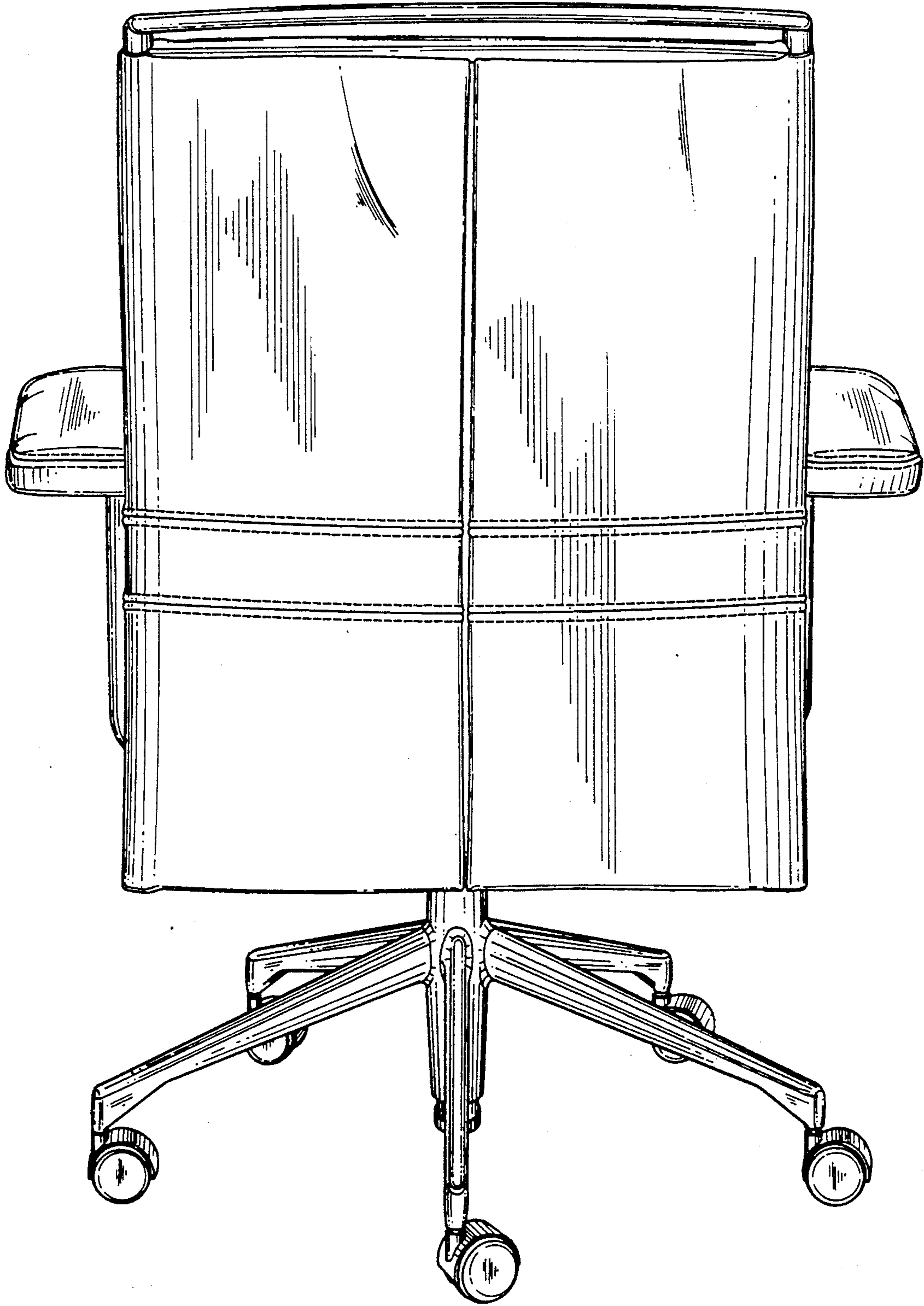


FIG. 7