



US00D327781S

**United States Patent** [19]  
**Citterio**

[11] **Patent Number: Des. 327,781**  
[45] **Date of Patent: \*\* Jul. 14, 1992**

[54] **CHAIR**  
[75] **Inventor: Antonio Citterio, Milan, Italy**  
[73] **Assignee: Fehlbaum & Co., Switzerland**  
[\*] **Notice: The portion of the term of this patent subsequent to Jul. 14, 2006 has been disclaimed.**  
[\*\*] **Term: 14 Years**  
[21] **Appl. No.: 339,623**  
[22] **Filed: Apr. 18, 1989**

[30] **Foreign Application Priority Data**  
Oct. 19, 1988 [IB] Int'l Pat. Institute ..... DM/011 992  
[52] **U.S. Cl. .... D6/366**  
[58] **Field of Search ..... D6/334, 364, 365, 366, D6/379, 498, 500**

[56] **References Cited**  
**U.S. PATENT DOCUMENTS**  
D. 211,461 6/1968 Walkinshaw ..... D6/366  
D. 252,781 9/1979 Ball ..... D6/366  
D. 296,394 6/1988 Chadwick et al. .... D6/366  
1,960,022 5/1934 Melder ..... D6/371 X

3,594,041 7/1971 Rye ..... D6/372 X

**OTHER PUBLICATIONS**

*Interiors*, Sep. 1984, p. 83, Chair at right by Aarnio.  
*Domus*, Dec. 1986, Chair at bottom right.  
*Interiors*, Mar. 1987, inside front cover, chair shown.  
*Primary Examiner*—Donald P. Walsh  
*Assistant Examiner*—Gary D. Watson  
*Attorney, Agent, or Firm*—Brumbaugh, Graves, Donohue & Raymond

[57] **CLAIM**

An ornamental design for a chair, as shown and described.

**DESCRIPTION**

FIG. 1 is a left-front perspective view of a chair showing my new design;  
FIG. 2 is a front perspective view;  
FIG. 3 is a left side perspective view;  
FIG. 4 is a right side perspective view;  
FIG. 5 is a top perspective view; and,  
FIG. 6 is a bottom perspective view thereof.  
The broken line showing in FIG. 6 represents stitching.  
The undisclosed rear view of the backrest is plain and unornamented.





FIG. 1




FIG. 2



FIG. 3

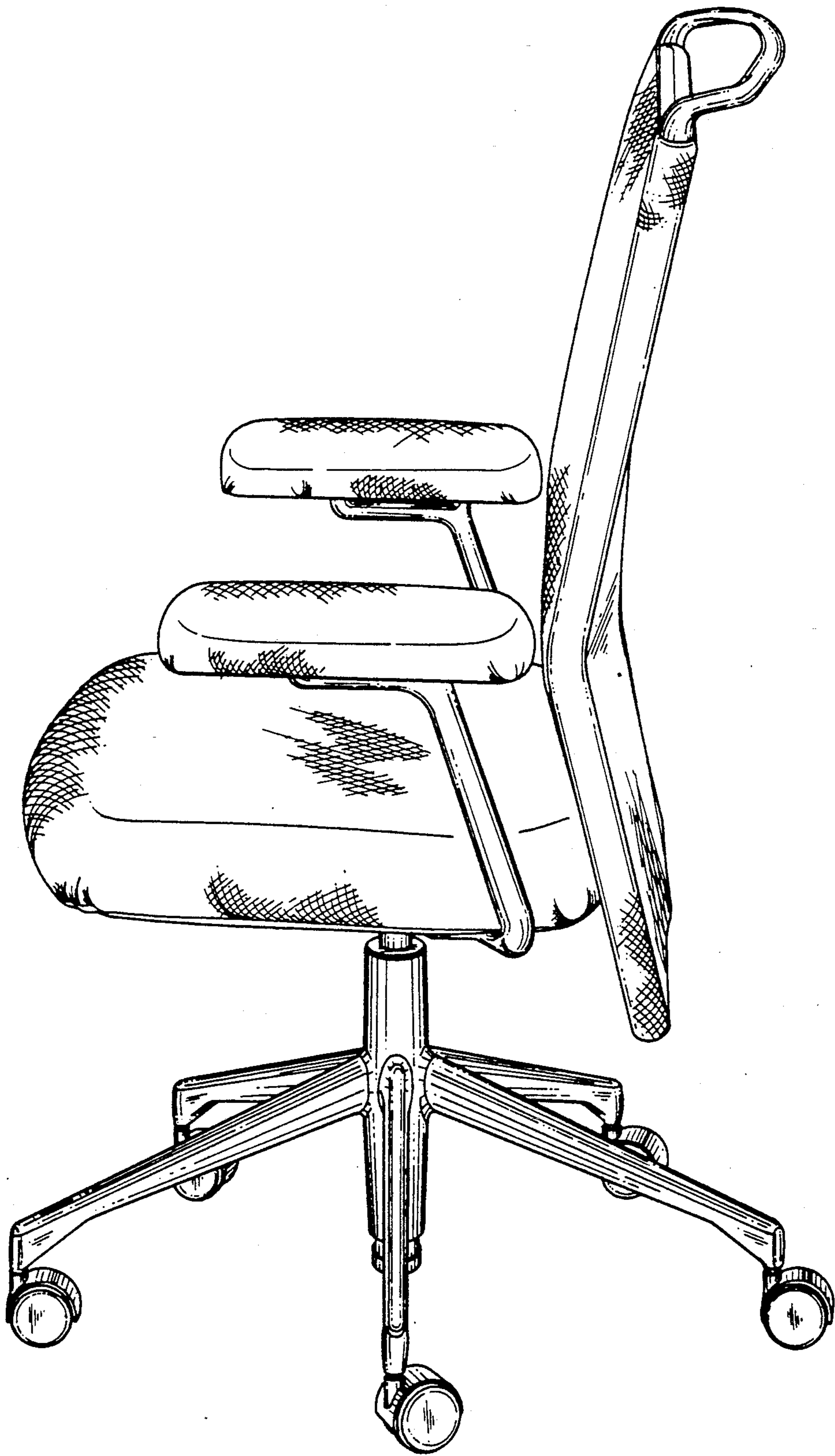


FIG. 4

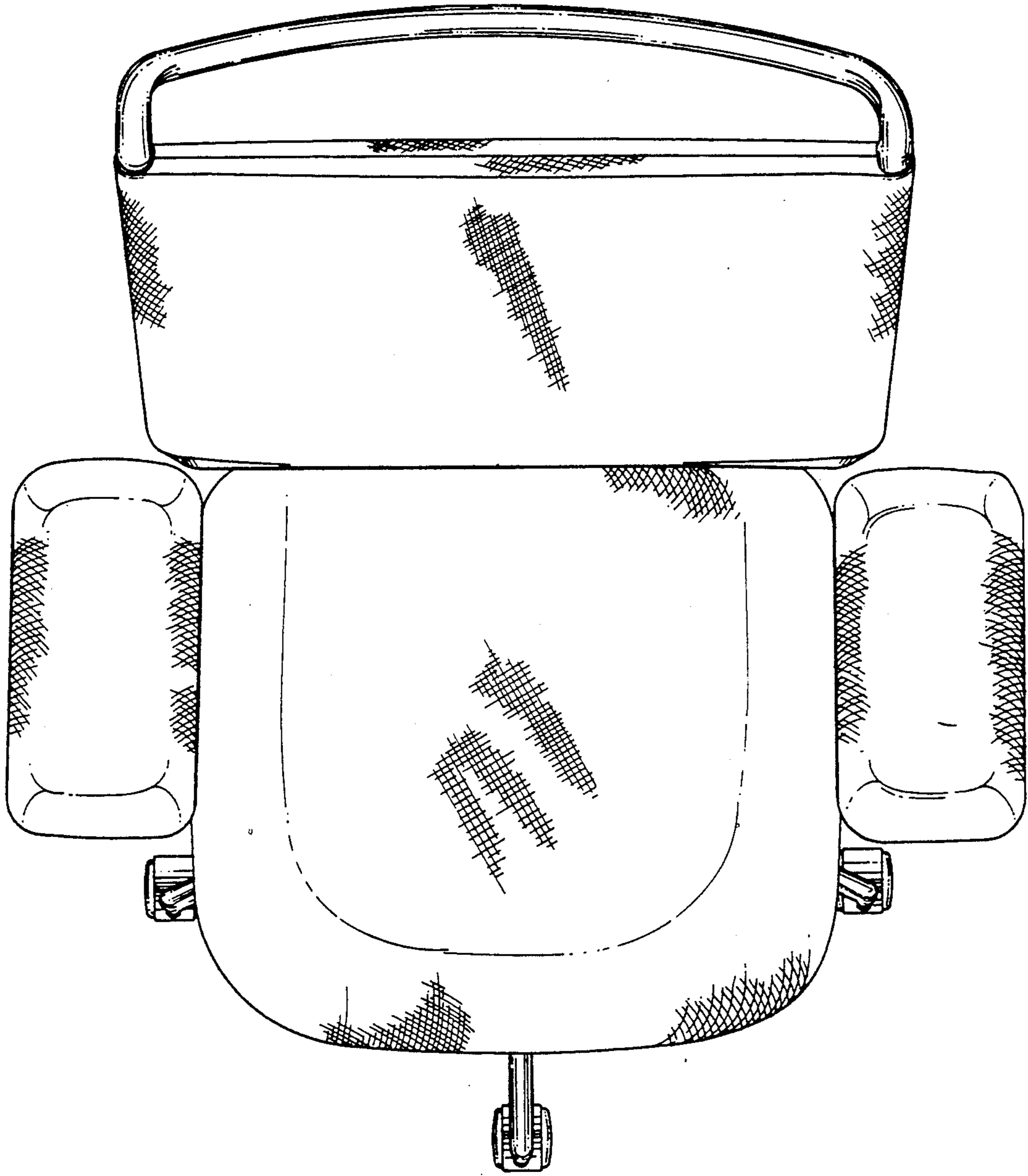


FIG. 5

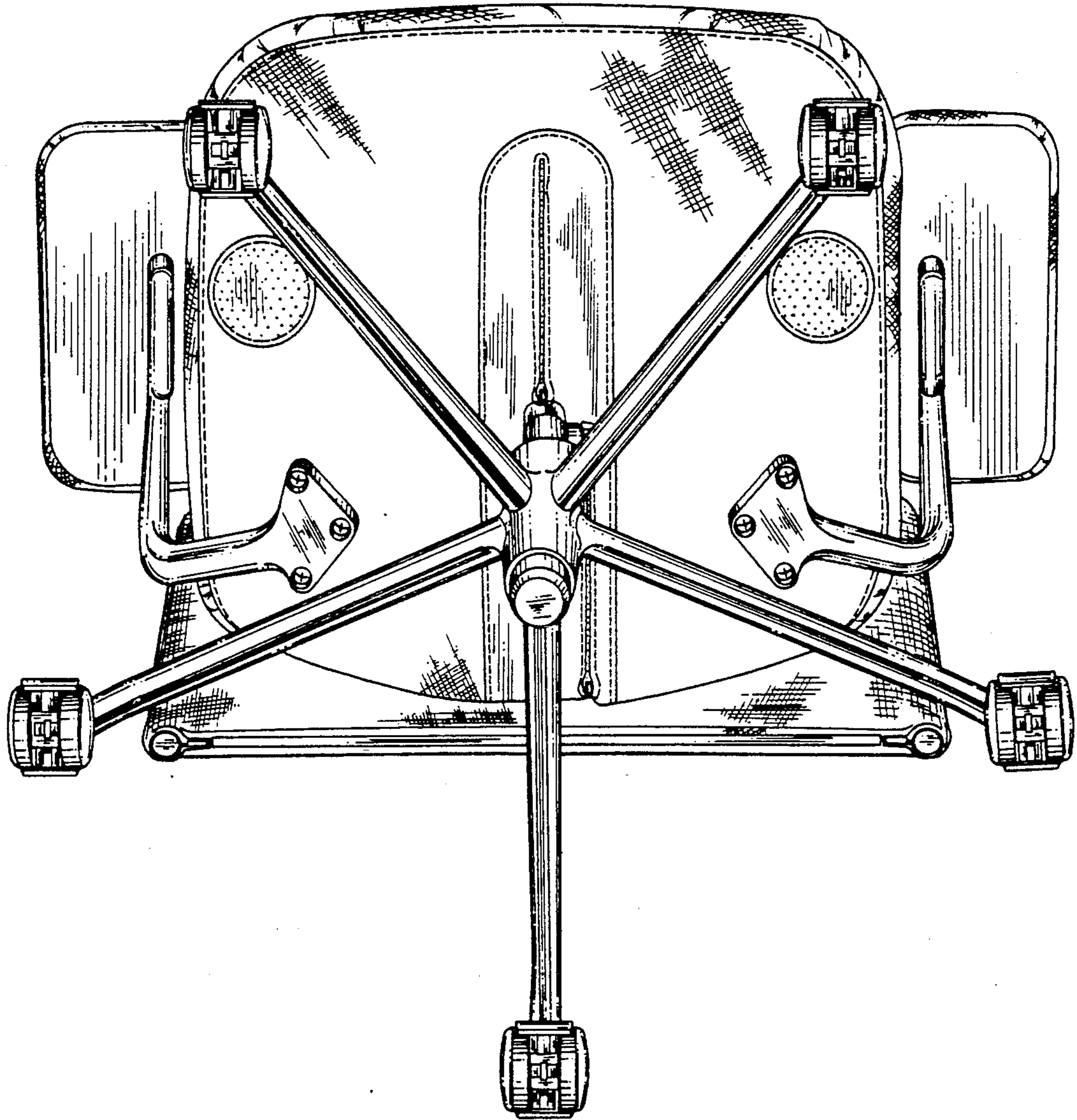


FIG. 6