



US00D327772S

United States Patent [19]

[11] Patent Number: **Des. 327,772**

Orr

[45] Date of Patent: **** Jul. 14, 1992**

[54] THIMBLE

2,502,266	3/1950	Mateo	2/21
4,127,222	11/1978	Adams	2/21 X
4,694,843	9/1987	Casenhiser	2/21 X

[76] Inventor: **Marjorie Orr, 104 Ashford Ave., Greenville, S.C. 29609**

[**] Term: **14 Years**

*Primary Examiner—Stella Reid
Attorney, Agent, or Firm—Bailey & Hardaway*

[21] Appl. No.: **439,084**

[57] **CLAIM**

[22] Filed: **Nov. 20, 1989**

The ornamental design for a thimble, as shown:

[52] U.S. Cl. **D3/29**

DESCRIPTION

[58] Field of Search **D3/29; 223/101; D4/103, D4/199; D29/20, 22**

FIG. 1 is a side elevational view of a thimble, showing my new design, with all other sides being identical to that shown;

[56] **References Cited**


U.S. PATENT DOCUMENTS

FIG. 2 is a top plan view thereof;

FIG. 3 is a bottom plan view thereof; and,

FIG. 4 is a perspective view thereof.

D. 316,931 5/1991 Joy D3/29



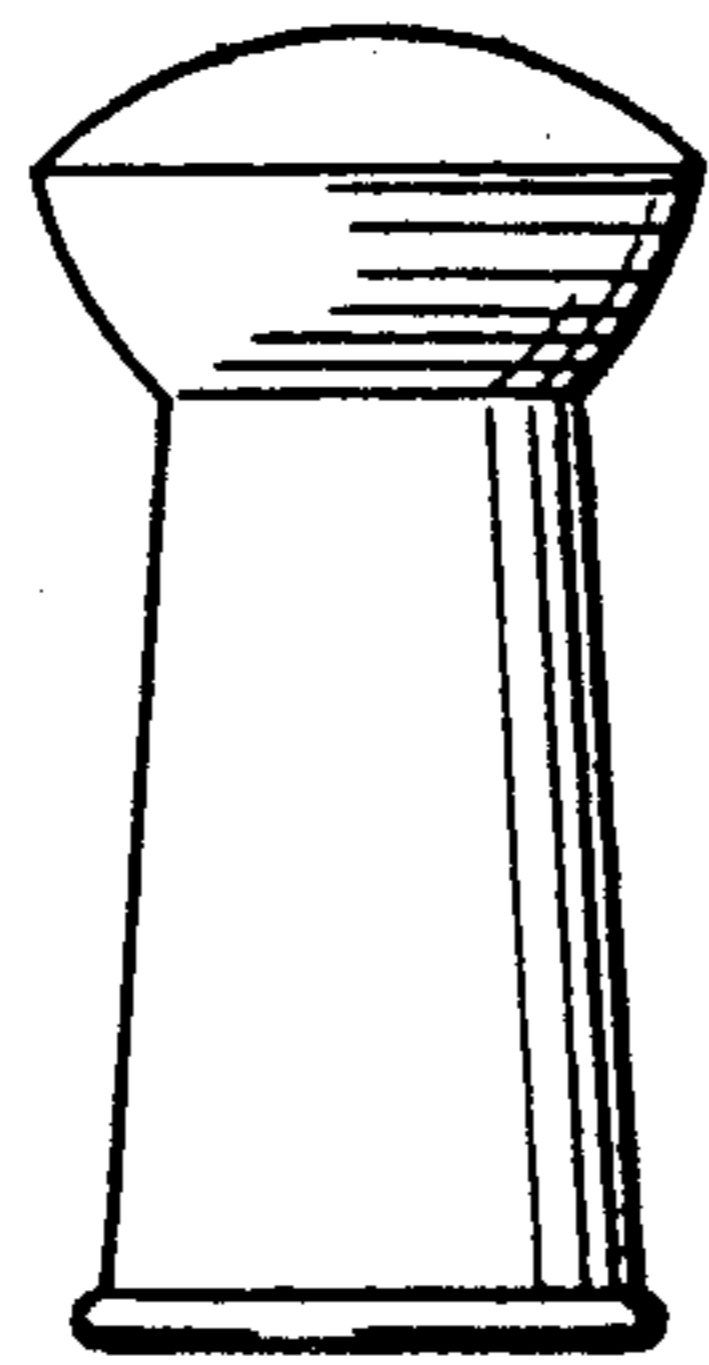


Fig. 1.




Fig. 2.

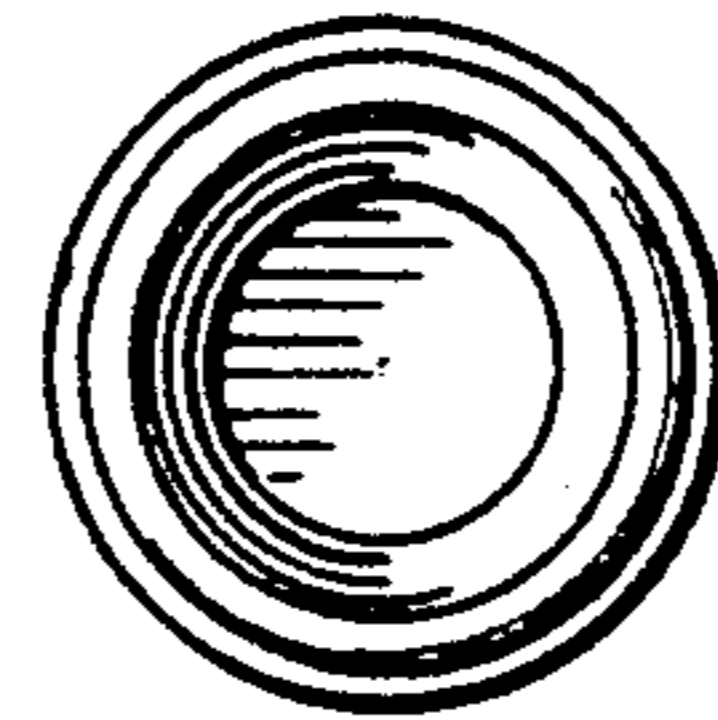


Fig. 3.




Fig. 4.