



US00D327761S

**United States Patent** [19]  
**Stanfield**

[11] **Patent Number: Des. 327,761**  
[45] **Date of Patent: \*\* Jul. 7, 1992**

[54] **HAND TRUCK**

4,860,606 8/1989 Rousseau ..... 280/47.27

[76] **Inventor: John Stanfield, 425 Riverhill Dr.,  
Atlanta, Ga. 30328**

*Primary Examiner—Kay H. Chin*  
*Attorney, Agent, or Firm—Kennedy & Kennedy*

[\*\*] **Term: 14 Years**

[57] **CLAIM**

[21] **Appl. No.: 585,363**

The ornamental design for a hand truck, as shown and described.

[22] **Filed: Sep. 20, 1990**

[52] **U.S. Cl. .... D34/26; D34/24**

**DESCRIPTION**

[58] **Field of Search .... D34/12, 24, 25, 26;  
280/47.27, 47.24, 654, 5.22, 5.24, 47.37 R, 655**

FIG. 1 is a top and front perspective view of a hand truck showing my new design;

[56] **References Cited**

**U.S. PATENT DOCUMENTS**

3,791,542 2/1974 Mauch ..... D34/26  
4,504,071 3/1985 Drummond ..... 280/47.27  
4,685,854 8/1987 Bulle ..... 280/47.24

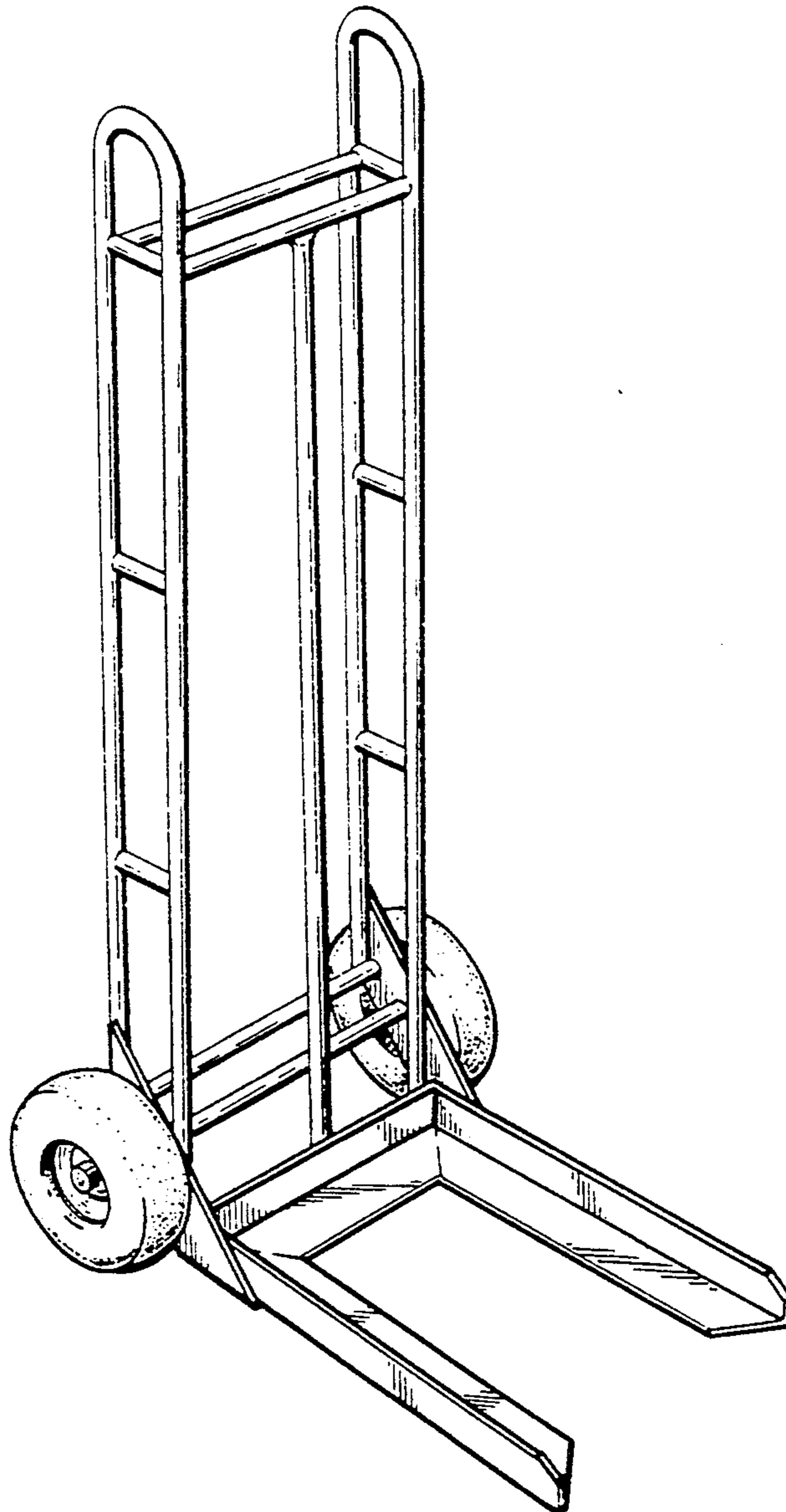
FIG. 2 is a top plan view thereof;

FIG. 3 is a bottom plan view thereof;


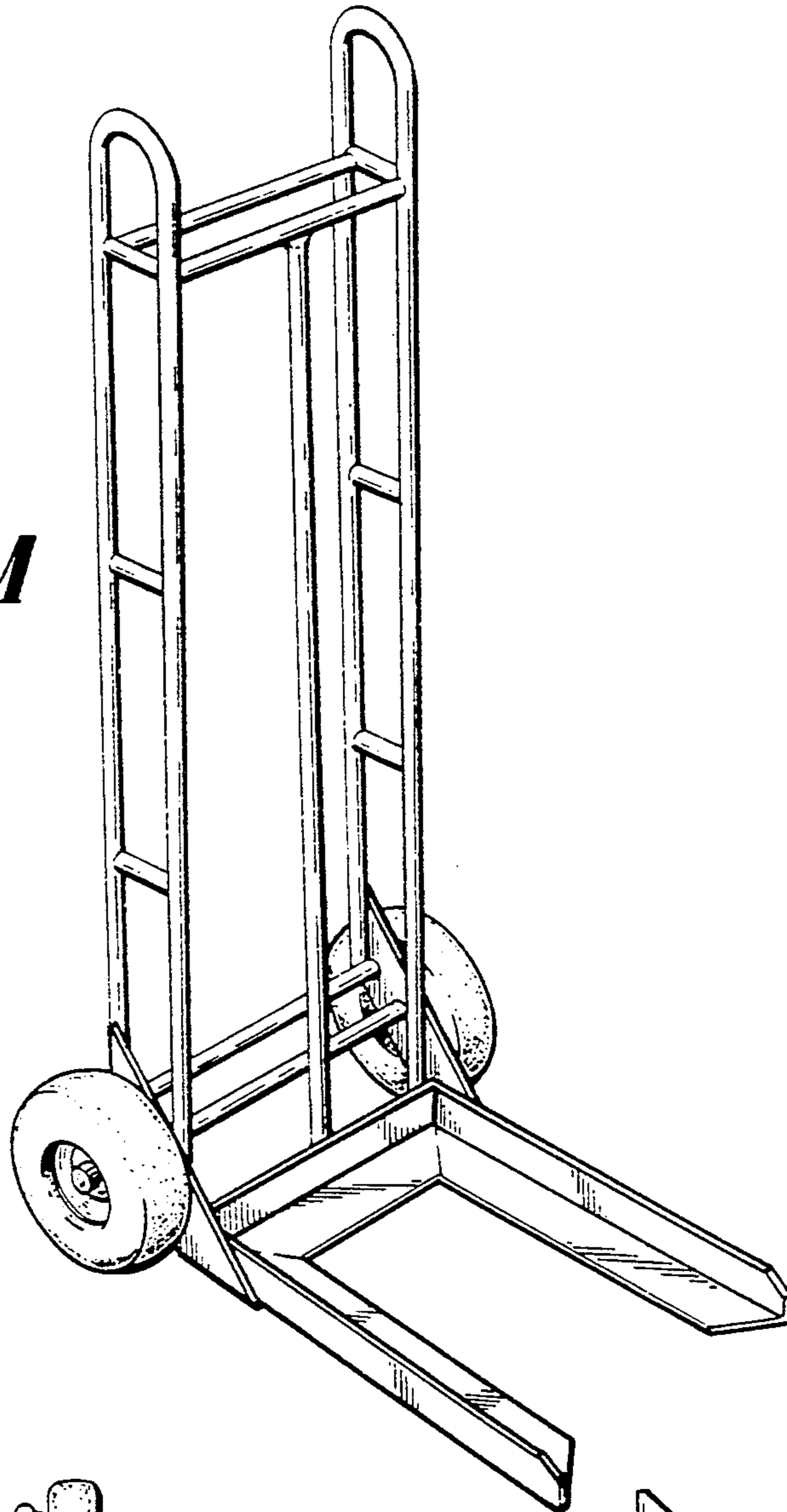
FIG. 4 is a front elevational view thereof;

FIG. 5 is a rear elevational view thereof; and,

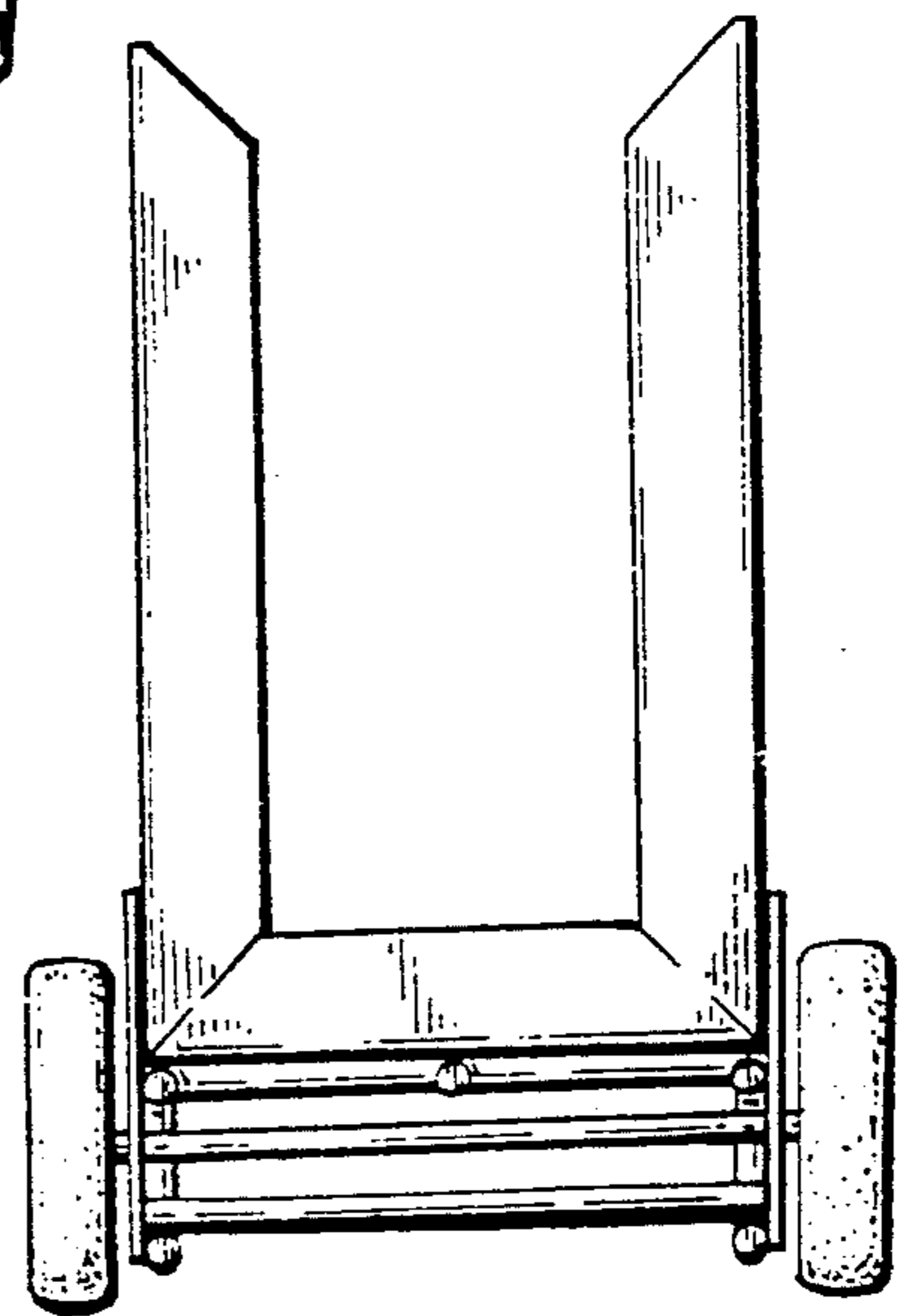
FIG. 6 is a side elevational view with the opposite side being a mirror image thereof.




**FIG 1**




**FIG 2**



**FIG 3**



**FIG 6**



**FIG 5**

**FIG 4**