



US00D327748S

United States Patent [19]

[11] Patent Number: **Des. 327,748**

Dorfman, Jr.

[45] Date of Patent: **** Jul. 7, 1992**

[54] ATHLETIC COURT GRID SURFACE TILE

4,468,910 9/1984 Morrison 52/177

[76] Inventor: **Samuel Y. Dorfman, Jr.**, 14204 Hughes La. (Dallas County), Dallas, Tex. 75240

OTHER PUBLICATIONS

1981 Sweet's Catalogue File Section 5.19/FL p. 22 Cast Iron Floor Grid for Concrete Floors Middle of Page item 493 Type.

[**] Term: **14 Years**

Primary Examiner—A. Hugo Word
Assistant Examiner—Doris Clark
Attorney, Agent, or Firm—Baker & Botts

[21] Appl. No.: **63,843**

[22] Filed: **Jun. 19, 1987**

[52] U.S. Cl. **D25/156**

[58] Field of Search **D25/69, 102, 138, 140, D25/156, 66, 155; 4/180, 181, 182, 183; 52/177, 179, 182, 188, 190, 653, 656, 687, 593, 648, 673; 272/3; 182/222, 223**

[57] CLAIM

The ornamental design for the athletic court grid surface tile, as shown and described.


[56] References Cited

U.S. PATENT DOCUMENTS

D. 21,730	7/1892	Spadone	4/581
D. 215,587	10/1969	Bogan, Jr.	D25/155
236,784	1/1881	Cowles	182/222
1,076,017	10/1913	Chase	D25/69
2,216,250	10/1940	Nelson	52/177
2,570,076	10/1951	Sims	182/223
4,436,779	3/1984	Menconi et al.	52/177

DESCRIPTION

FIG. 1 is a top plan view of the athletic court grid surface tile showing my new design; FIG. 2 is a front elevational view of FIG. 1; FIG. 3 is a rear elevational view of FIG. 1; FIG. 4 is a bottom plan view of FIG. 1; FIG. 5 is an enlarged top fragmentary perspective view of the corner portion thereof; and, FIG. 6 is an enlarged bottom fragmentary perspective view of the corner portion thereof.






FIG. 1



FIG. 2



FIG. 3




FIG. 4

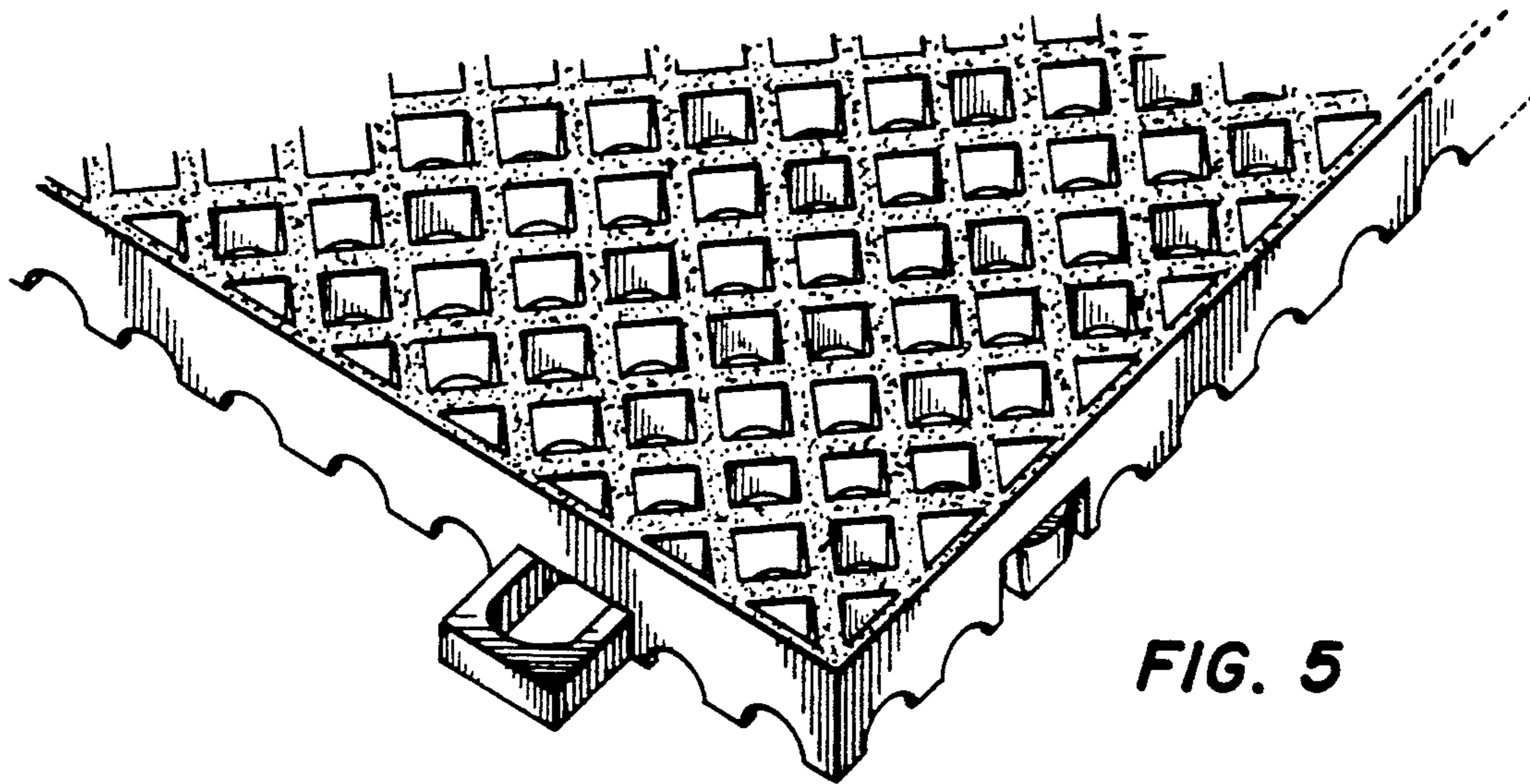


FIG. 5

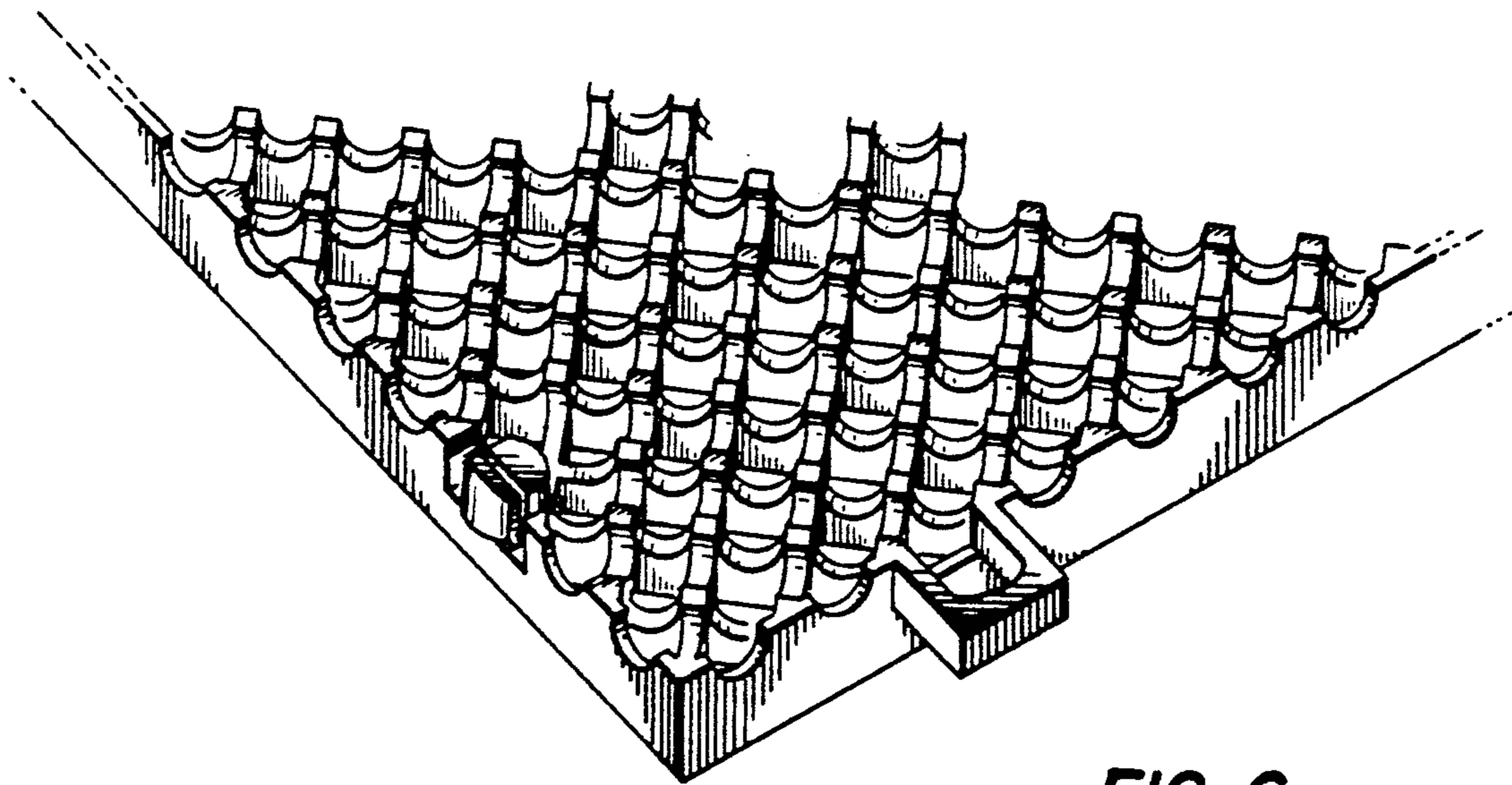


FIG. 6