



US00D327736S

United States Patent [19]

[11] Patent Number: **Des. 327,736**

Shimano et al.

[45] Date of Patent: **** Jul. 7, 1992**

[54] AIR CONDITIONER

[75] Inventors: **Kenji Shimano, Ichikawa; Yoshinori Katagami, Yokohama; Tomoyasu Shinozaki, Abiko, all of Japan**

[73] Assignee: **Kabushiki Kaisha Toshiba, Kanagawa, Japan**

[**] Term: **14 Years**

[21] Appl. No.: **616,019**

[22] Filed: **Nov. 20, 1990**

[30] Foreign Application Priority Data

Jun. 27, 1990 [JP] Japan 2-21516

[52] U.S. Cl. **D23/351**

[58] Field of Search D23/351, 353, 354; 62/262

[56] References Cited

U.S. PATENT DOCUMENTS

- D. 297,563 9/1988 Takasuna et al. D23/351
- D. 307,175 4/1990 Yamazaki et al. D23/351
- D. 309,942 8/1990 Shimano et al. D23/351

FOREIGN PATENT DOCUMENTS

- 733761 2/1988 Japan .
- 734570 2/1988 Japan .
- 743775 6/1988 Japan .

OTHER PUBLICATIONS

- "COSMODEMI MSH-183C-GY", Apr. 1, 1989.
- "AY-A28A", Feb. 1990.
- "AY-A22A", Feb. 1990.
- "AY-3592", May 1989.
- "CS-PG25A", Feb. 1990.

Primary Examiner—Wallace R. Burke
Assistant Examiner—Lisa Lichtenstein
Attorney, Agent, or Firm—Banner, Birch, McKie & Beckett

[57] CLAIM

The ornamental design for an air conditioner, as shown and described.

DESCRIPTION

FIG. 1 is a front, bottom and right side perspective view of an air conditioner showing our new design, with the louvers in opened position;
 FIG. 2 is a front elevational view thereof with the louvers in closed position;
 FIG. 3 is a top plan view thereof;
 FIG. 4 is a bottom plan view thereof with the louvers in closed position;
 FIG. 5 is a rear elevation view thereof with the louvers in closed position; and,
 FIG. 6 is a right side elevational view thereof, with the louvers in closed position, the opposite side being a mirror image of that shown.

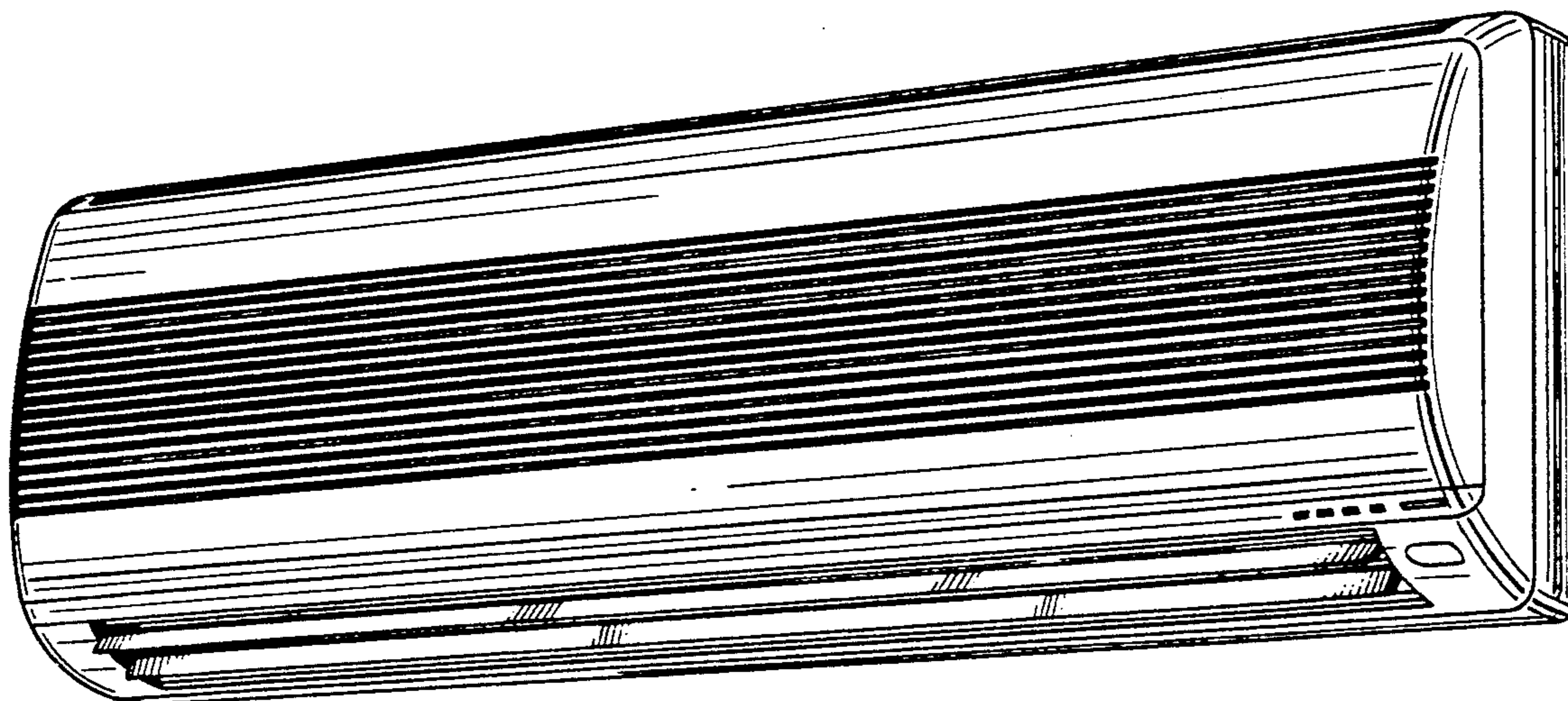


FIG. 1

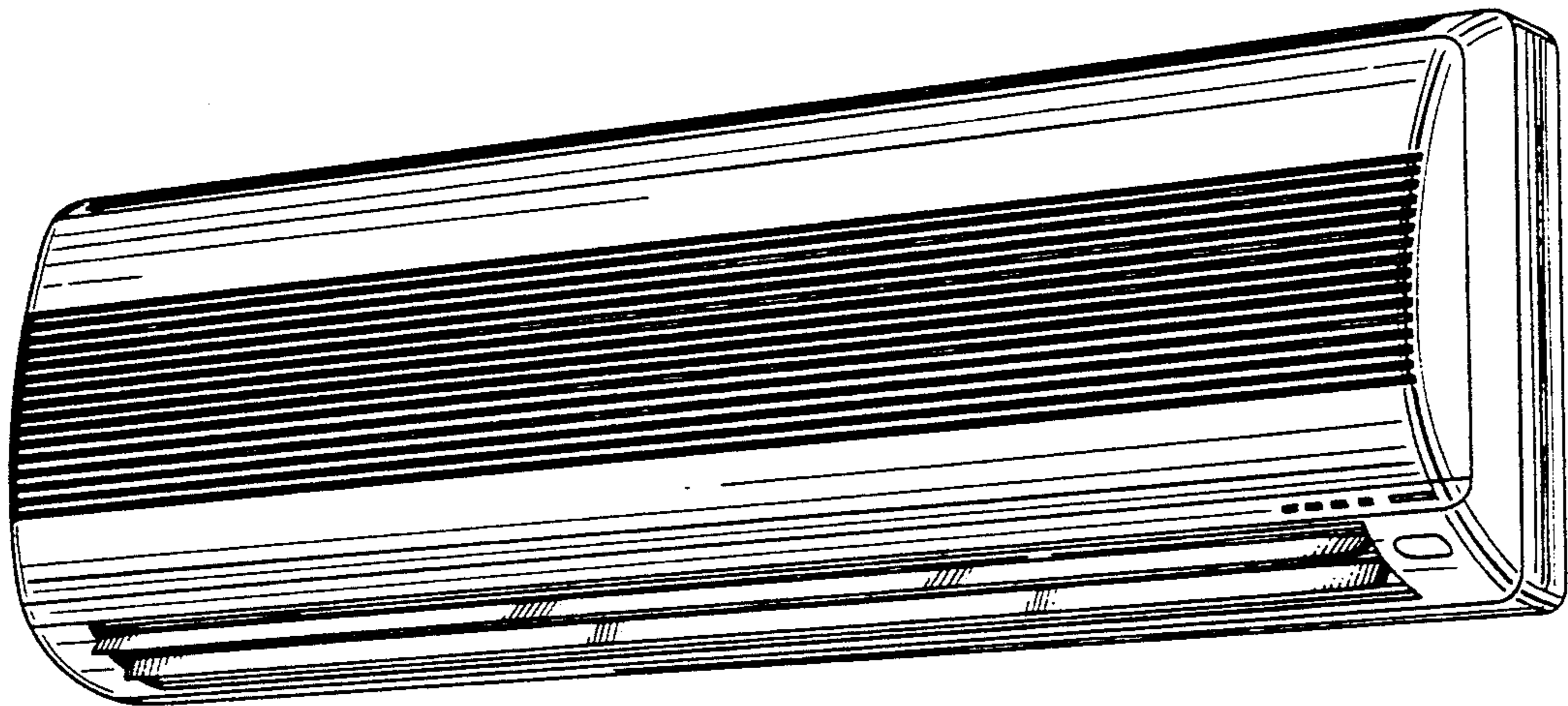


FIG. 2




FIG. 3

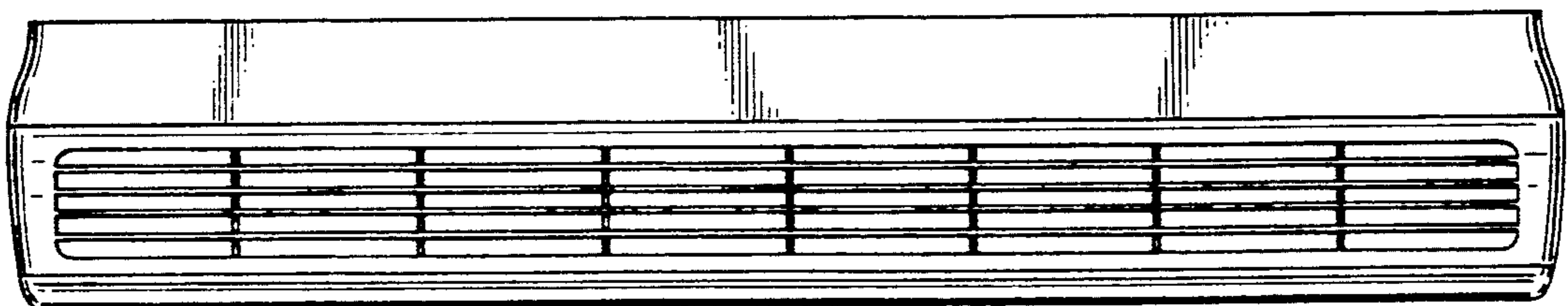


FIG.4

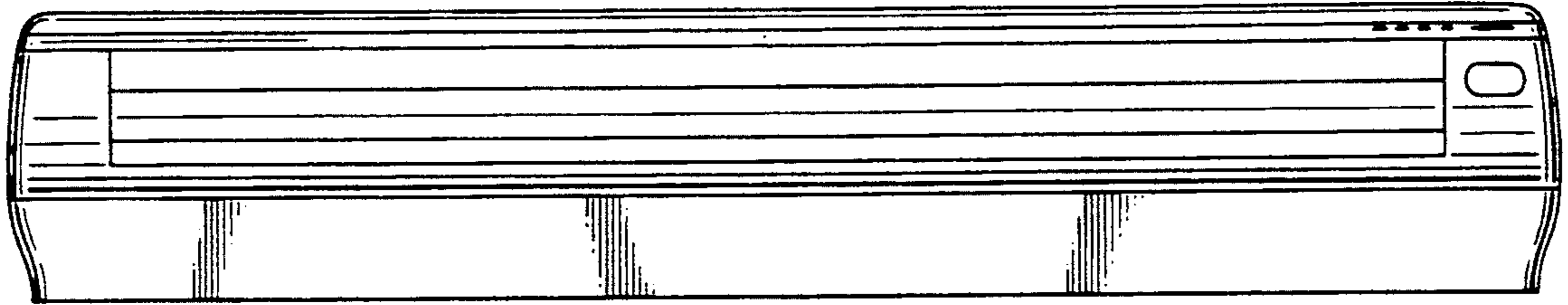


FIG.5

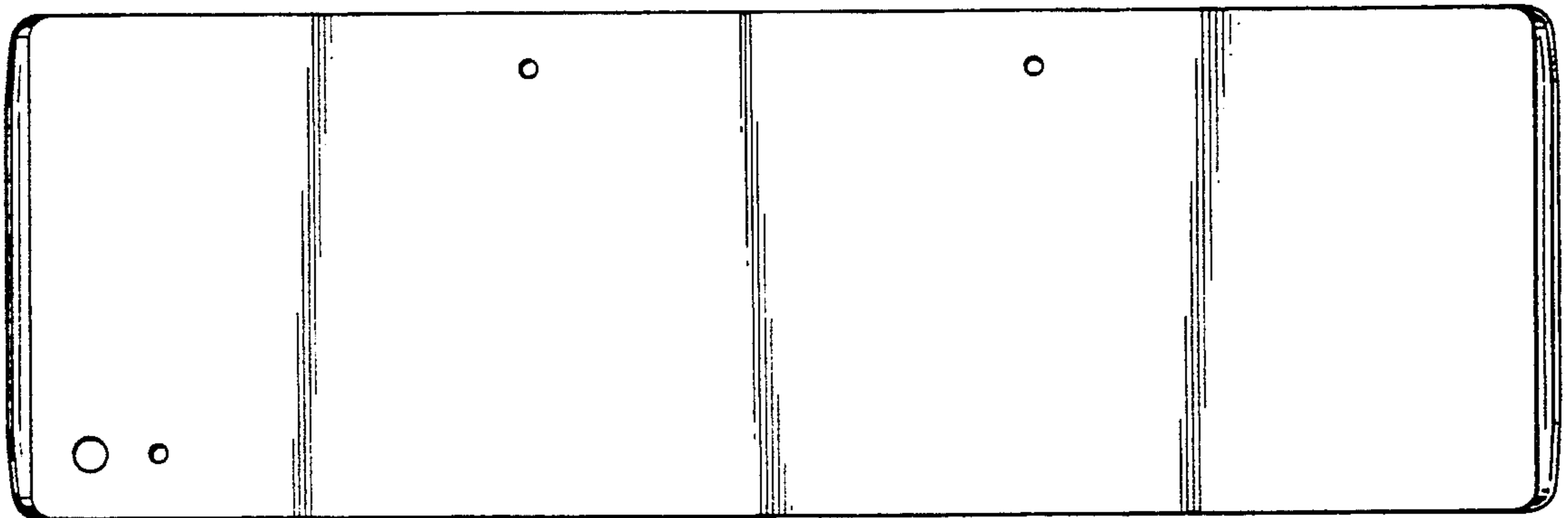


FIG.6

