



US00D327727S

# United States Patent [19]

Robbins et al.

[11] Patent Number: **Des. 327,727**

[45] Date of Patent: **\*\* Jul. 7, 1992**

[54] **FISHING ROD HANDLE**

[75] Inventors: **Richard J. Robbins**, Sedgwick, Kans.; **Dennis R. Jackson**, Tulsa, Okla.

[73] Assignee: **Zebco Corporation**, Tulsa, Okla.

[\*\*] Term: **14 Years**

[21] Appl. No.: **459,596**

[22] Filed: **Jan. 2, 1990**

[52] U.S. Cl. .... **D22/142**

[58] Field of Search ..... **D22/142; 43/18.1, 18.5, 43/20, 22, 23**

D. 247,972 5/1978 Ader ..... D22/142  
2,289,216 7/1942 Seidel ..... D22/142

*Primary Examiner*—A. Hugo Word  
*Assistant Examiner*—Doris V. Coles  
*Attorney, Agent, or Firm*—Wood, Phillips, VanSanten, Hoffman & Ertel

## [57] CLAIM

The ornamental design of a fishing rod handle, as shown and described.

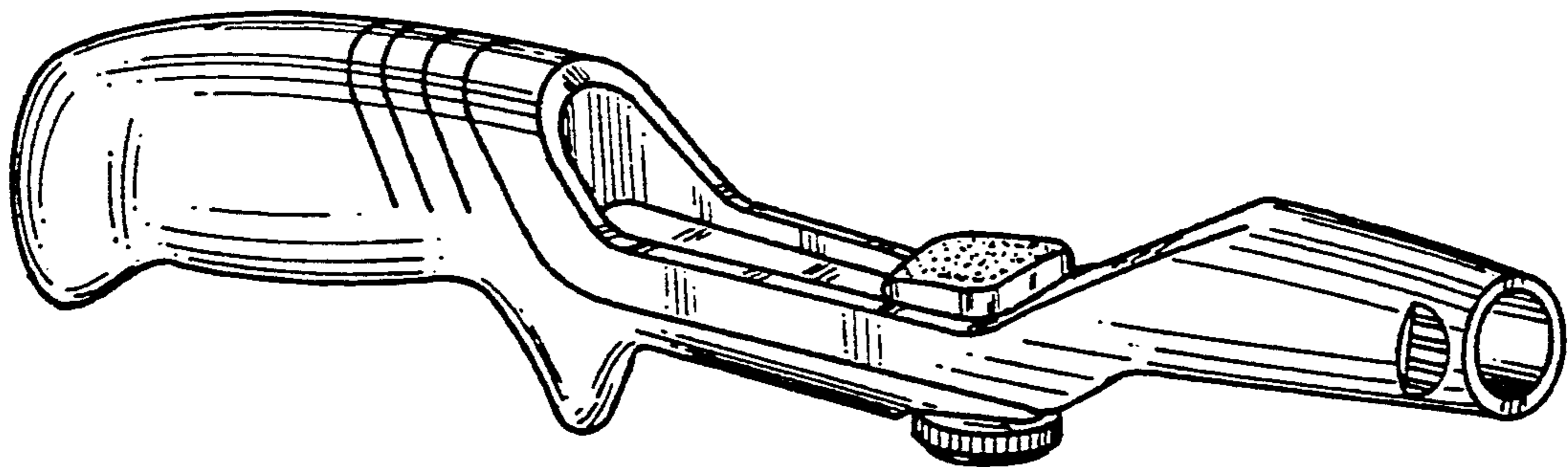
## DESCRIPTION

FIG. 1 is a top, front and left side perspective view of a fishing rod handle, showing our new design;  
FIG. 2 is a left side elevational view, the right side being a mirror image thereof;  
FIG. 3 is a top plan view thereof;  
FIG. 4 is a front elevational view thereof;  
FIG. 5 is a rear elevational view thereof; and,  
FIG. 6 is a bottom plan view thereof.

## [56] References Cited

### U.S. PATENT DOCUMENTS

D. 156,360 12/1949 McGuire ..... D22/142  
D. 165,529 12/1951 Kitterman ..... D22/142  
D. 225,632 12/1972 Reddin ..... D22/142



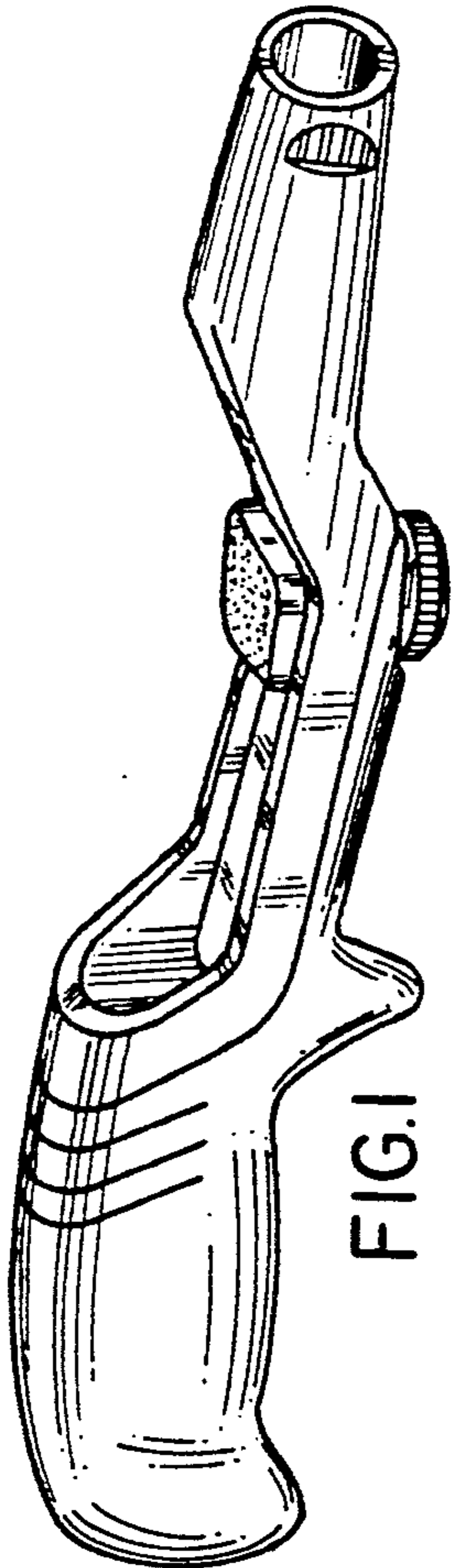


FIG. 1

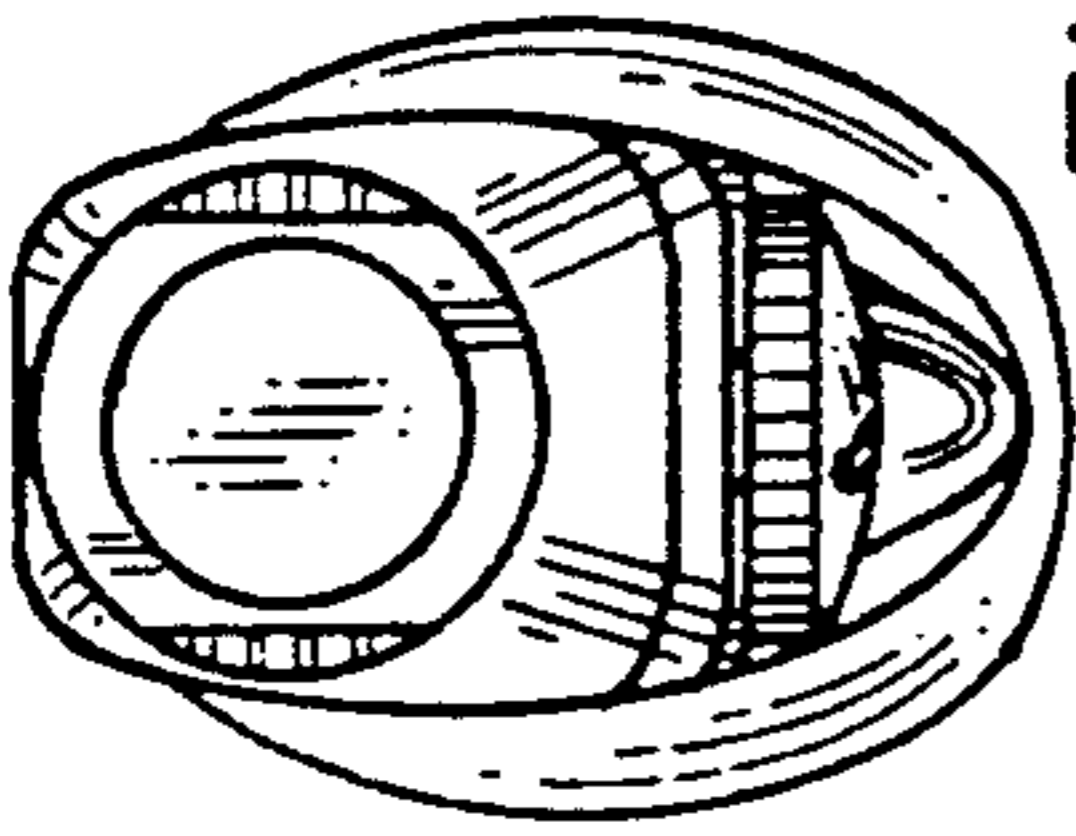


FIG. 4

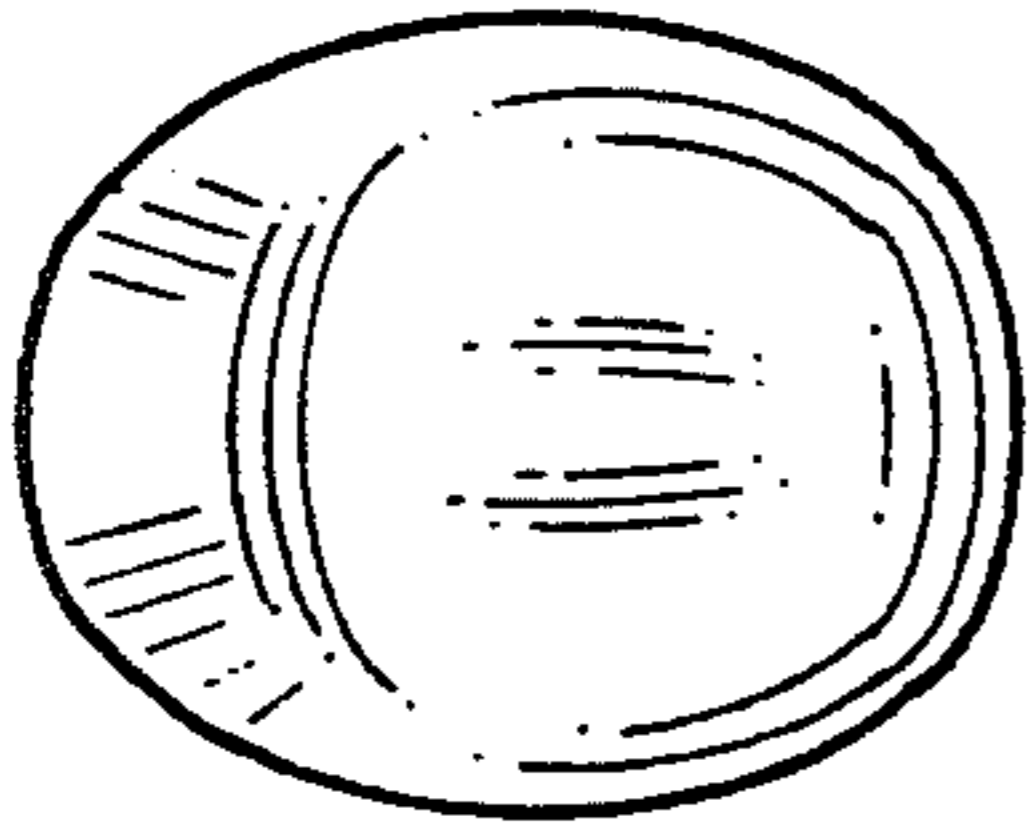


FIG. 5

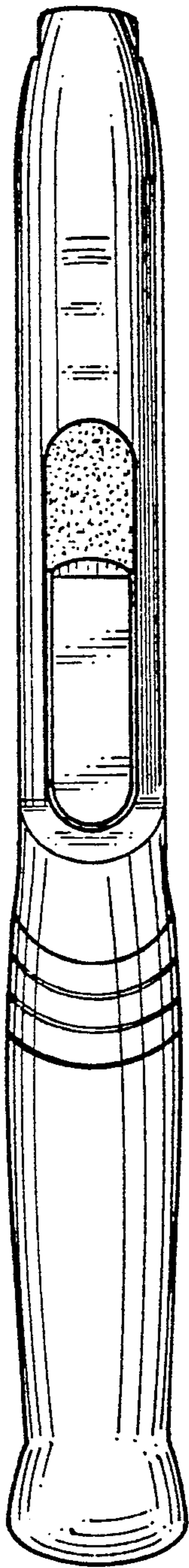


FIG. 3

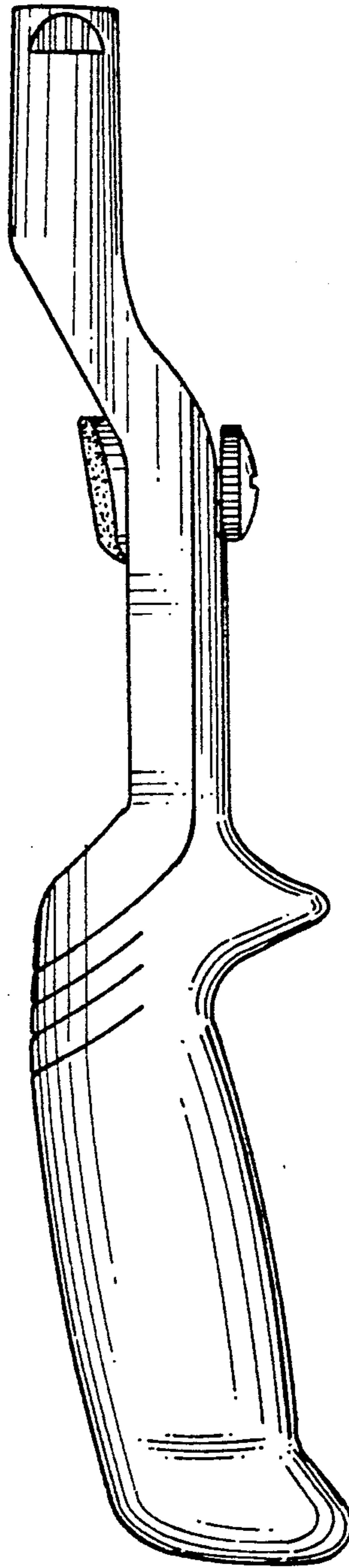


FIG. 2

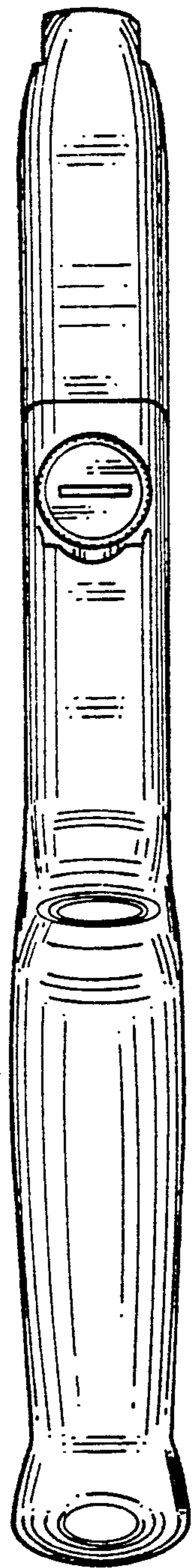


FIG. 6