



US00D327721S

United States Patent [19]

[11] Patent Number: **Des. 327,721**

Plummer

[45] Date of Patent: **** Jul. 7, 1992**

[54] **BODYBOARD**

[76] Inventor: **Charles L. Plummer**, 31691 W. 9 Ave., Laguna Niguel, Calif. 92677

[**] Term: **14 Years**

[21] Appl. No.: **571,891**

[22] Filed: **Aug. 24, 1990**

[52] U.S. Cl. **D21/228; D21/236**

[58] Field of Search **D21/228, 236, 237; 272/1 B, 116, 71, 93; 441/129, 130, 131, 132, 65, 66, 71, 67, 74**

[56] **References Cited**

U.S. PATENT DOCUMENTS

4,362,518	12/1982	Boissiere	272/1 B
4,894,034	1/1990	Brown	441/74
4,932,912	6/1990	Combs	272/1 B

Primary Examiner—Kay H. Chin
Attorney, Agent, or Firm—Georges A. Maxwell

[57] **CLAIM**

The ornamental design for a bodyboard, as shown and described.

DESCRIPTION

FIG. 1 is a top plan view of a bodyboard showing my new design;
 FIG. 2 is a right side elevational view thereof;
 FIG. 3 is a left side elevational view thereof;
 FIG. 4 is a front elevational view thereof;
 FIG. 5 is a rear elevational view thereof;
 FIG. 6 is a top plan view of a second embodiment of the bodyboard;
 FIG. 7 is a right side elevational view of FIG. 6;
 FIG. 8 is a left side elevational view of FIG. 6;
 FIG. 9 is a front elevational view of FIG. 6; and,
 FIG. 10 is a rear elevational view FIG. 6.

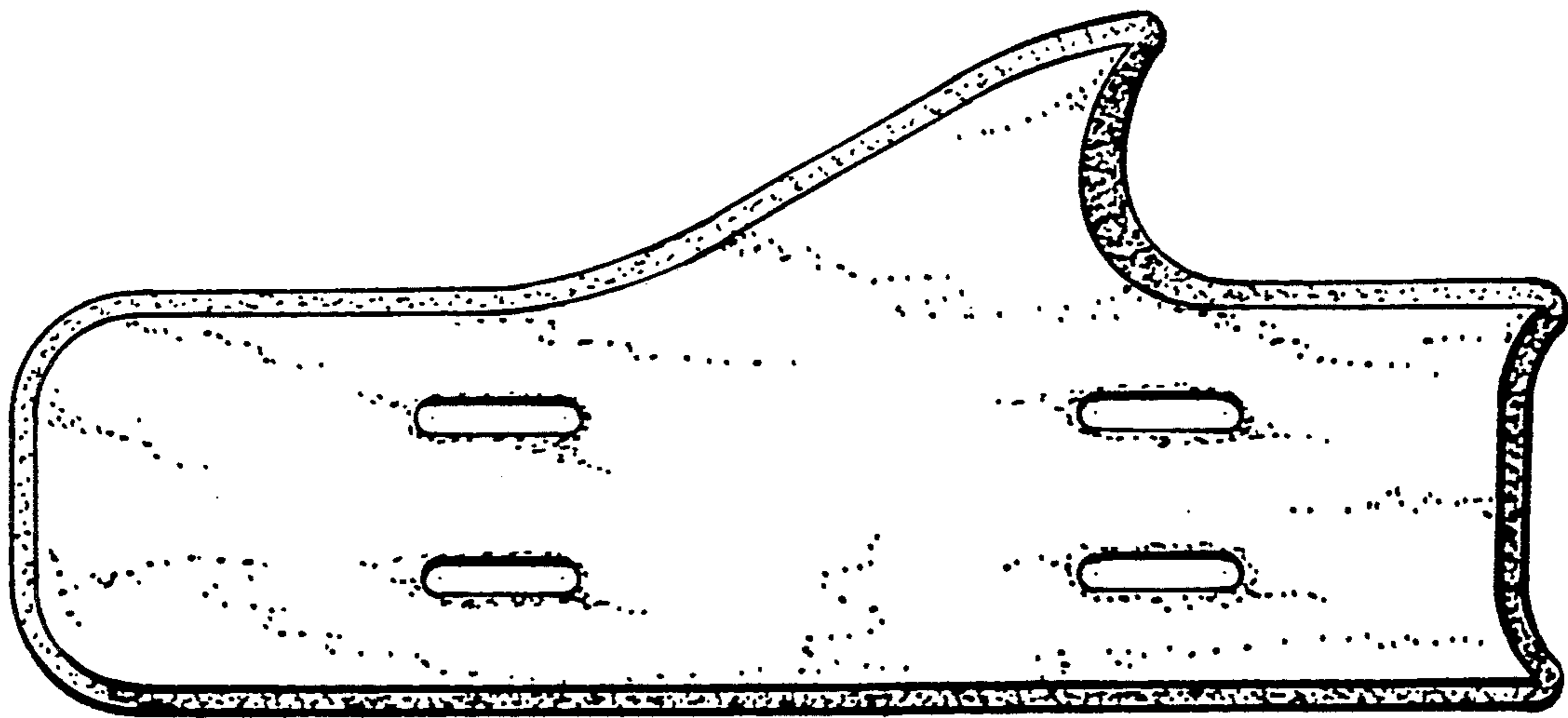


Fig. 4. *Fig. 1* *Fig. 5.*

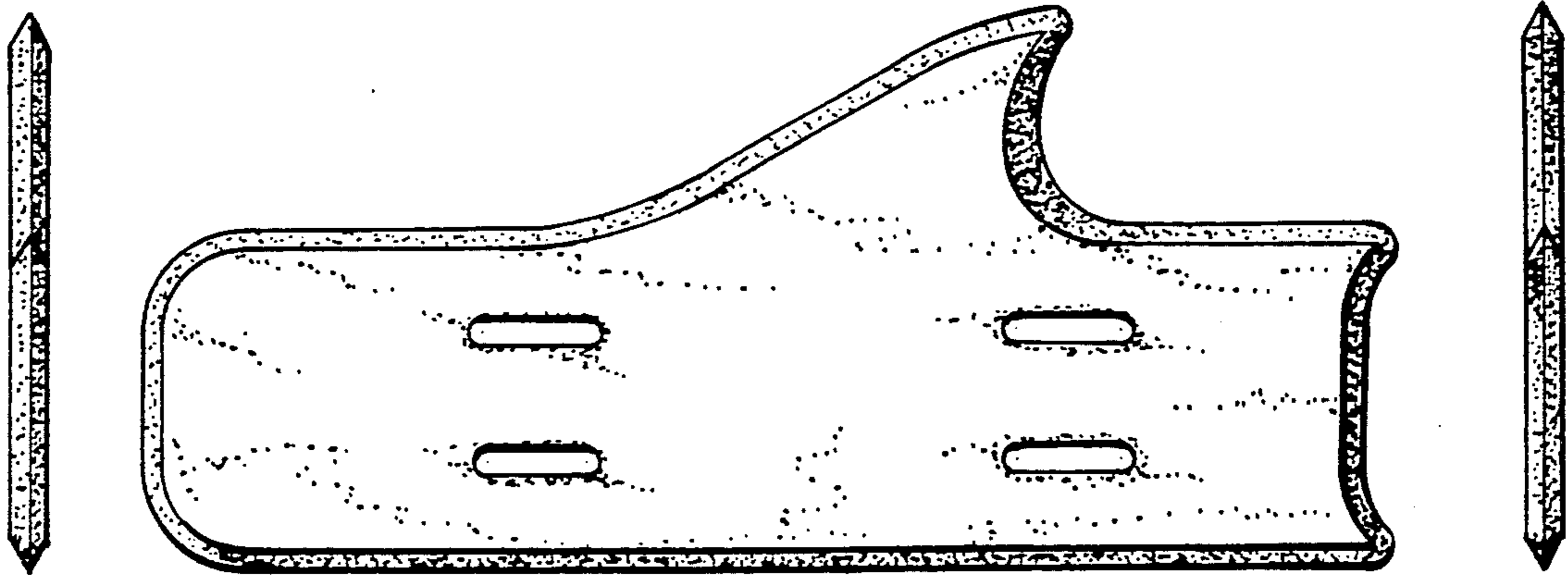


Fig. 2.



Fig. 3.

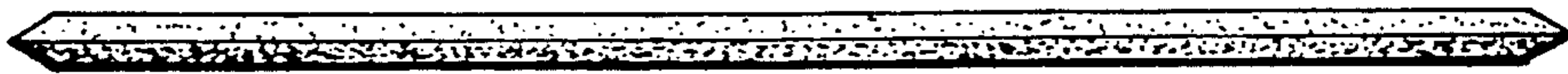


Fig. 4-a. *Fig. 1-a.* *Fig. 5-a.*

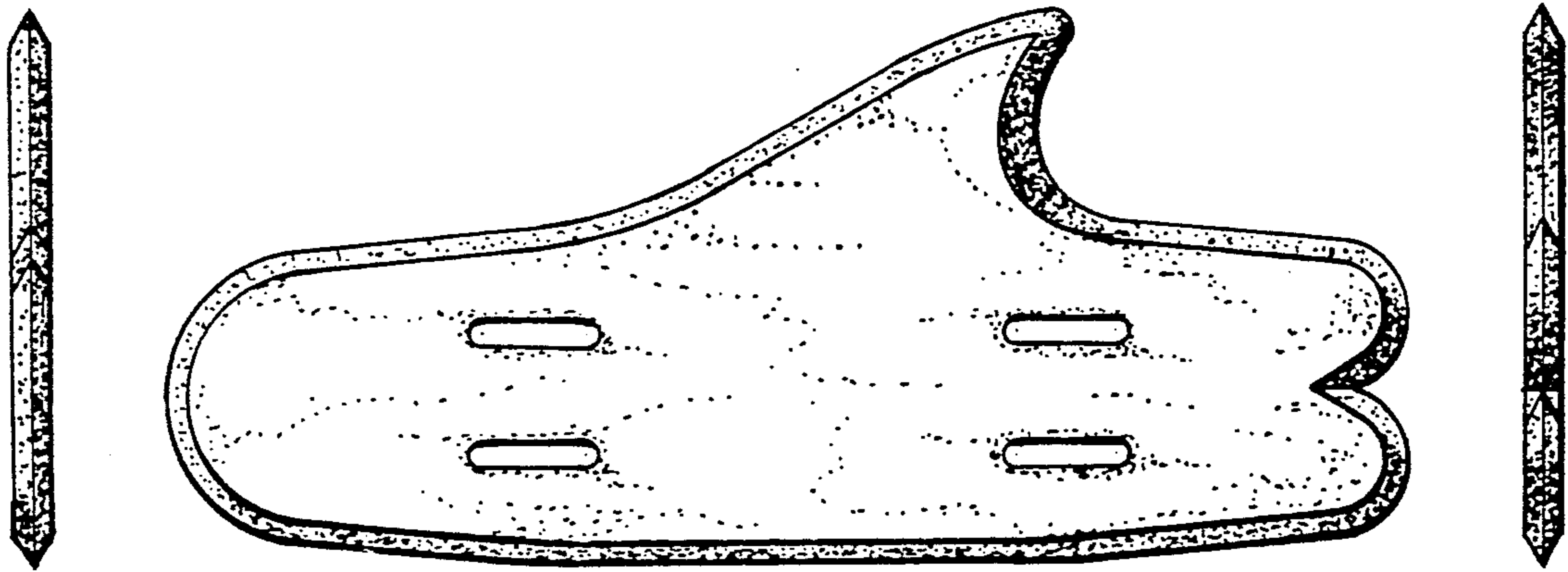


Fig. 2-a.



Fig. 3-a.

