



US00D327711S

United States Patent [19]
Heinhold

[11] **Patent Number: Des. 327,711**

[45] **Date of Patent: ** Jul. 7, 1992**

[54] **GAME BOARD**

[76] **Inventor: William Heinhold, #10-6 Loconder Drive, Hamilton, Ontario, Canada, L8W-1V8**

[**] **Term: 14 Years**

[21] **Appl. No.: 501,190**

[22] **Filed: Mar. 29, 1990**

[52] **U.S. Cl. D21/17; D21/26**

[58] **Field of Search D21/14-36; 273/236-285**

[56] **References Cited**

U.S. PATENT DOCUMENTS

- D. 219,035 10/1970 Keast D21/26
- D. 222,486 10/1971 Wagnild D10/46.1
- D. 259,499 6/1981 Dunham et al. D21/26
- D. 269,285 6/1983 Woolwine D21/28

D. 311,034 10/1990 La Riviere D21/26

Primary Examiner—Bernard Ansher
Assistant Examiner—Sandra Morris
Attorney, Agent, or Firm—Leon Gilden

[57] **CLAIM**

The ornamental design for a game board, as shown and described.

DESCRIPTION

FIG. 1 is a front elevational view of a game board showing my new design;
 FIG. 2 is a rear elevational view thereof;
 FIG. 3 is a left side elevational view thereof;
 FIG. 4 is a right side elevational view thereof;
 FIG. 5 is a top plan view thereof;
 FIG. 6 is a bottom plan view thereof; and,
 FIG. 7 is a perspective view thereof, the broken line showing of the game pegs is for illustrative purposes only, and forms no part of the claimed design.

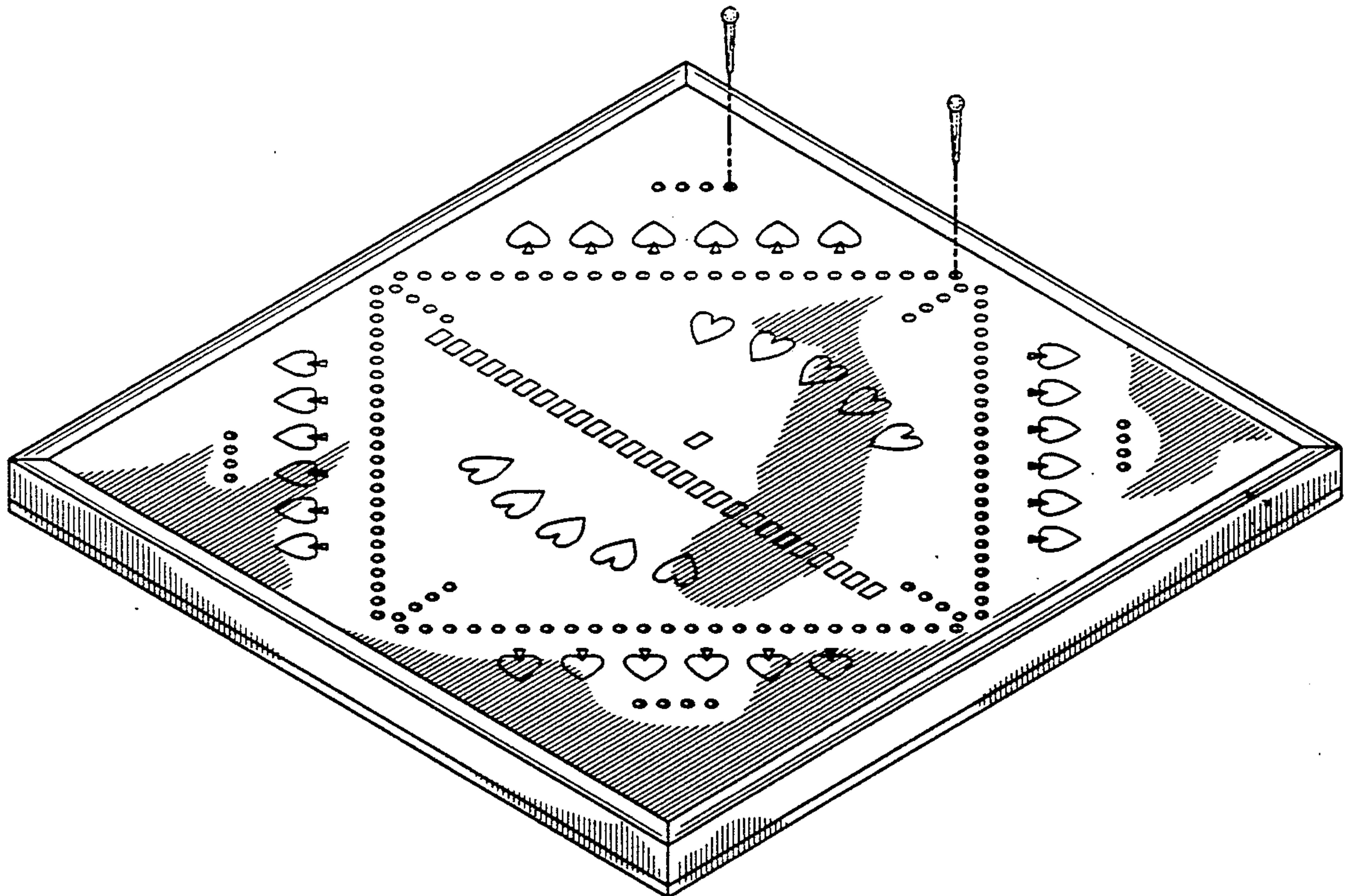


FIG. 1

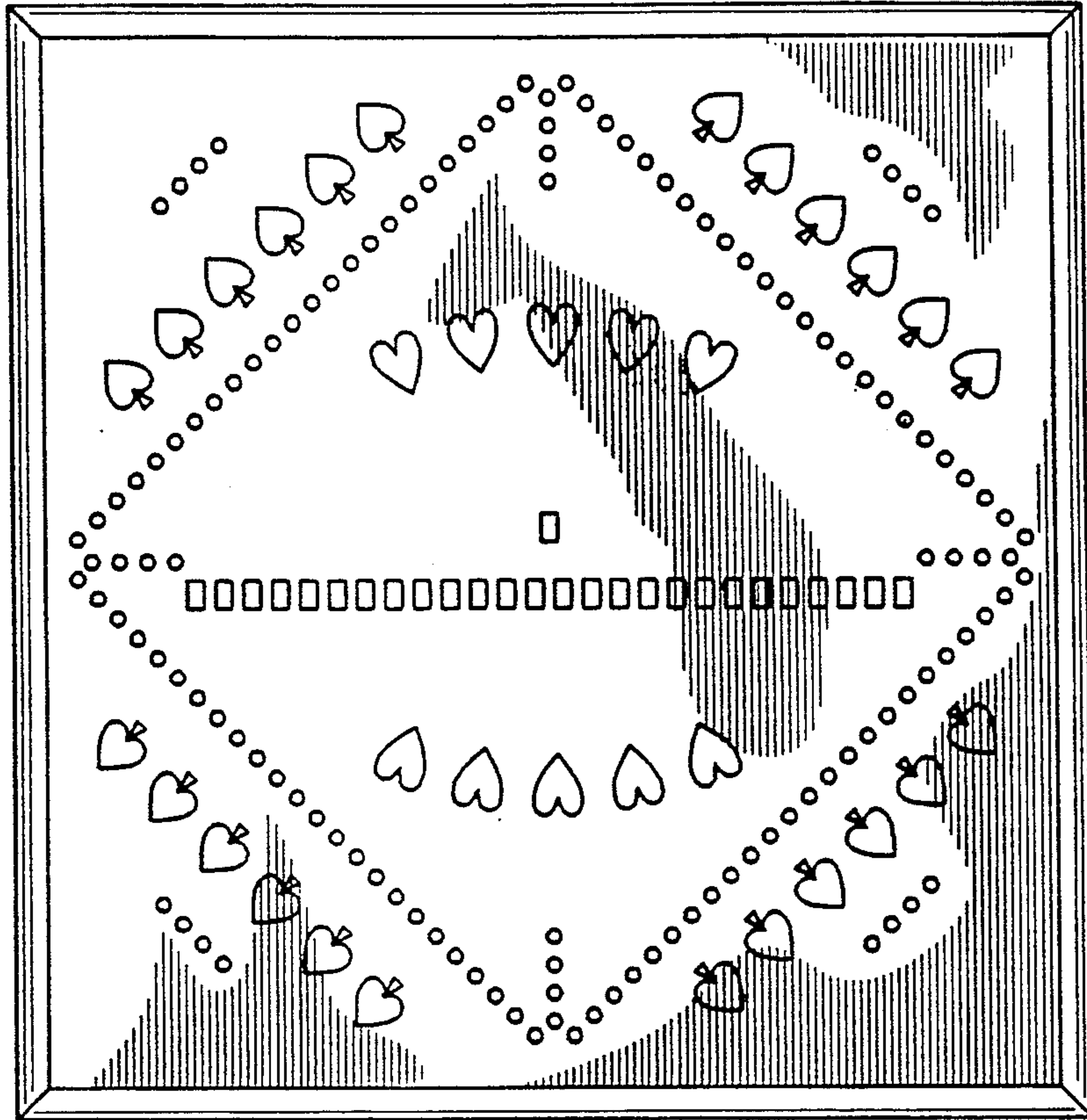


FIG. 2




FIG. 3



FIG. 4



FIG. 5




FIG. 6




FIG. 7

