



US00D327704S

United States Patent [19]

[11] Patent Number: **Des. 327,704**

Yuen

[45] Date of Patent: **** Jul. 7, 1992**

[54] **COMBINED FLASHLIGHT AND PEN**

[75] Inventor: **John S. Yuen, Kowloon, Hong Kong**

[73] Assignee: **John Manufacturing Limited, Kowloon, Hong Kong**

[**] Term: **14 Years**

[21] Appl. No.: **546,781**

[22] Filed: **Jul. 2, 1990**

[30] **Foreign Application Priority Data**

Jan. 26, 1990 [GB] United Kingdom 2004306

[52] U.S. Cl. **D19/36; D19/41; D19/51; D19/56**

[58] Field of Search **D19/35, 36, 41-51, D19/54-58, 81-85; 401/195, 209, 99, 103; 362/118; D26/38**

[56] **References Cited**

U.S. PATENT DOCUMENTS

- D. 160,757 10/1950 Weiss D19/36
- D. 286,549 11/1986 Erlendson D19/51 X
- D. 300,087 3/1989 Henderson D19/51 X

- D. 301,486 6/1989 Yuen D19/36
- D. 321,719 11/1991 Nitta D19/51 X
- 2,964,614 12/1960 Buschle 401/195 X
- 2,979,602 4/1961 Barnett 401/195 X
- 3,039,476 6/1962 Reitknecht 401/195 X
- 3,045,111 7/1962 Hoenig 401/195 X
- 3,303,337 2/1967 Kan Cheung Lo 401/195 X
- 4,518,274 5/1985 Hanggi 362/118 X

Primary Examiner—Donald P. Walsh
Assistant Examiner—Martha Thompson
Attorney, Agent, or Firm—Fay, Sharpe, Beall, Fagan, Minnich & McKee

[57] **CLAIM**

The ornamental design for a combined flashlight and pen, as shown and described.

DESCRIPTION

FIG. 1 is a front elevational view of a combined flashlight and pen showing my new design;
FIG. 2 is a rear elevational view thereof;
FIG. 3 is a left side elevational view thereof;
FIG. 4 is a top plan view thereof;
FIG. 5 is a bottom plan view thereof; and,
FIG. 6 is a top, right front perspective view thereof.




FIG. 1.

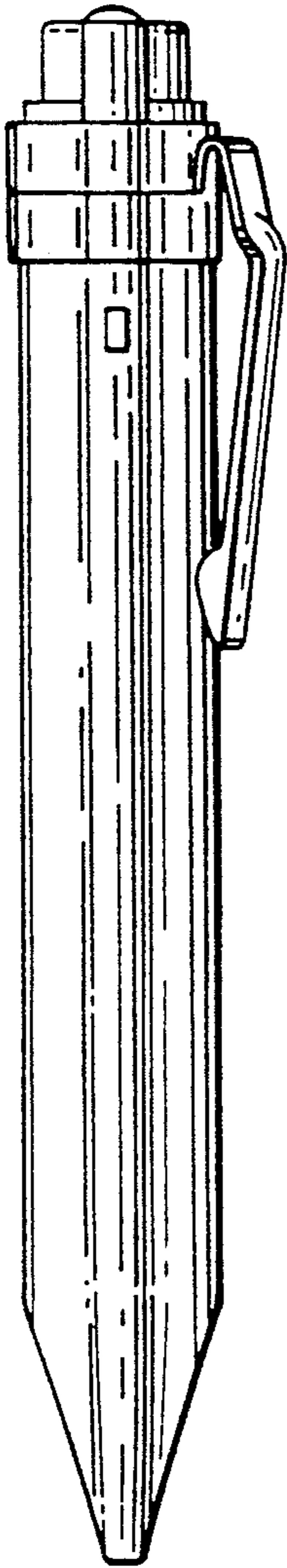


FIG. 2.

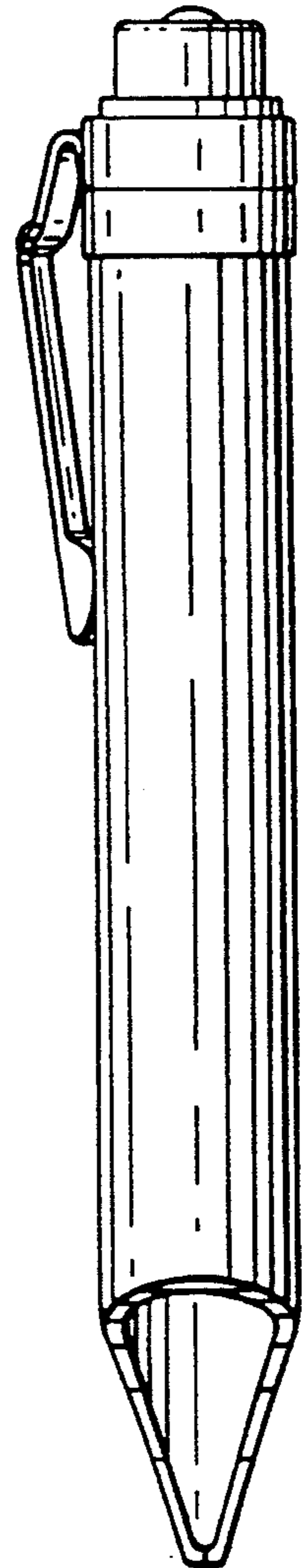


FIG. 3.




FIG. 4.




FIG. 5.

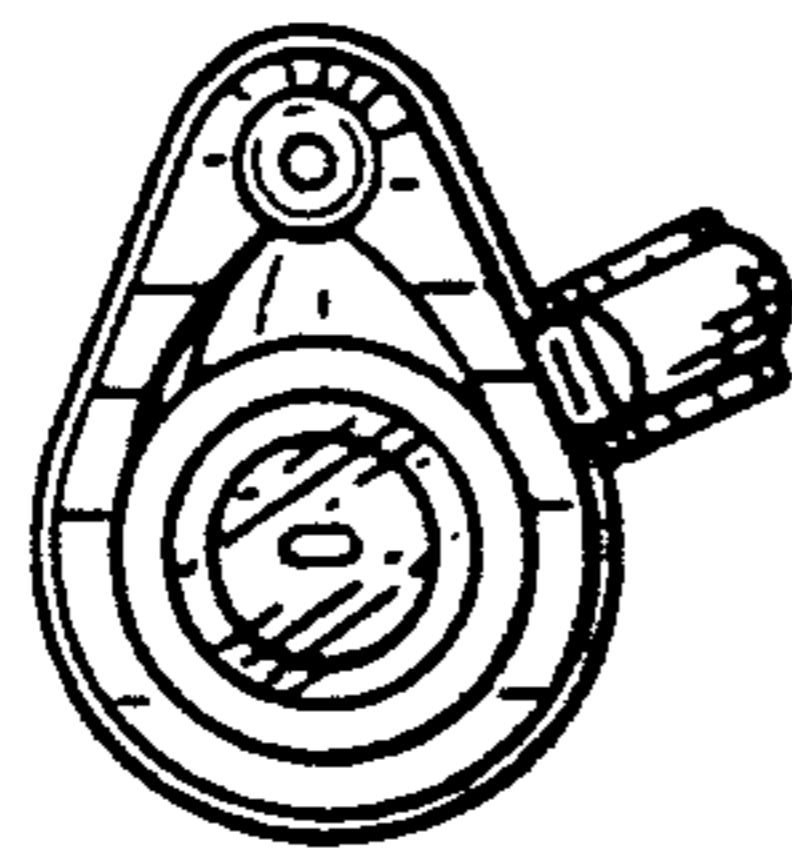


FIG. 6.

