



US00D327687S

United States Patent [19]

[11] Patent Number: **Des. 327,687**

Arbiter

[45] Date of Patent: **** Jul. 7, 1992**

[54] COMPACT DISC JUKEBOX

[75] Inventor: **Ivor Arbiter**, London, England

[73] Assignee: **Your Electronics Specialists Limited**,
West Yorkshire, England

[**] Term: **14 Years**

[21] Appl. No.: **578,869**

[22] Filed: **Sep. 7, 1990**

[30] Foreign Application Priority Data

Mar. 9, 1990 [GB] United Kingdom 2005295

[52] U.S. Cl. **D14/173**

[58] Field of Search D14/173, 174; 369/24,
369/30, 34, 35

[56] References Cited

U.S. PATENT DOCUMENTS

- D. 240,266 6/1976 O'Neil et al. D14/173
- D. 262,018 11/1981 Boldt D14/173
- D. 312,639 12/1990 Krakauer et al. D14/173
- 3,183,005 5/1965 Rockola D14/173 X

OTHER PUBLICATIONS

Vending Times, Mar. 1988, p. 81.

Vending Times, Sep. 1984, p. 98, bottom left—jukebox videos.

Primary Examiner—Theodore M. Shooman
Attorney, Agent, or Firm—Baker & Daniels

[57] CLAIM

The ornamental design for a compact disc jukebox, as shown and described.

DESCRIPTION

FIG. 1 is a front and left side perspective view of a compact disc jukebox showing my new design; FIG. 2 is a right side elevational view thereof, the left side being a mirror image;

FIG. 3 is a top plan view thereof;

FIG. 4 is a front elevational view thereof; and,

FIG. 5 is a rear elevational view thereof.

The partially shown images behind the transparent panel in FIGS. 1 and 4 are to show environment only and form no part of the claimed design.

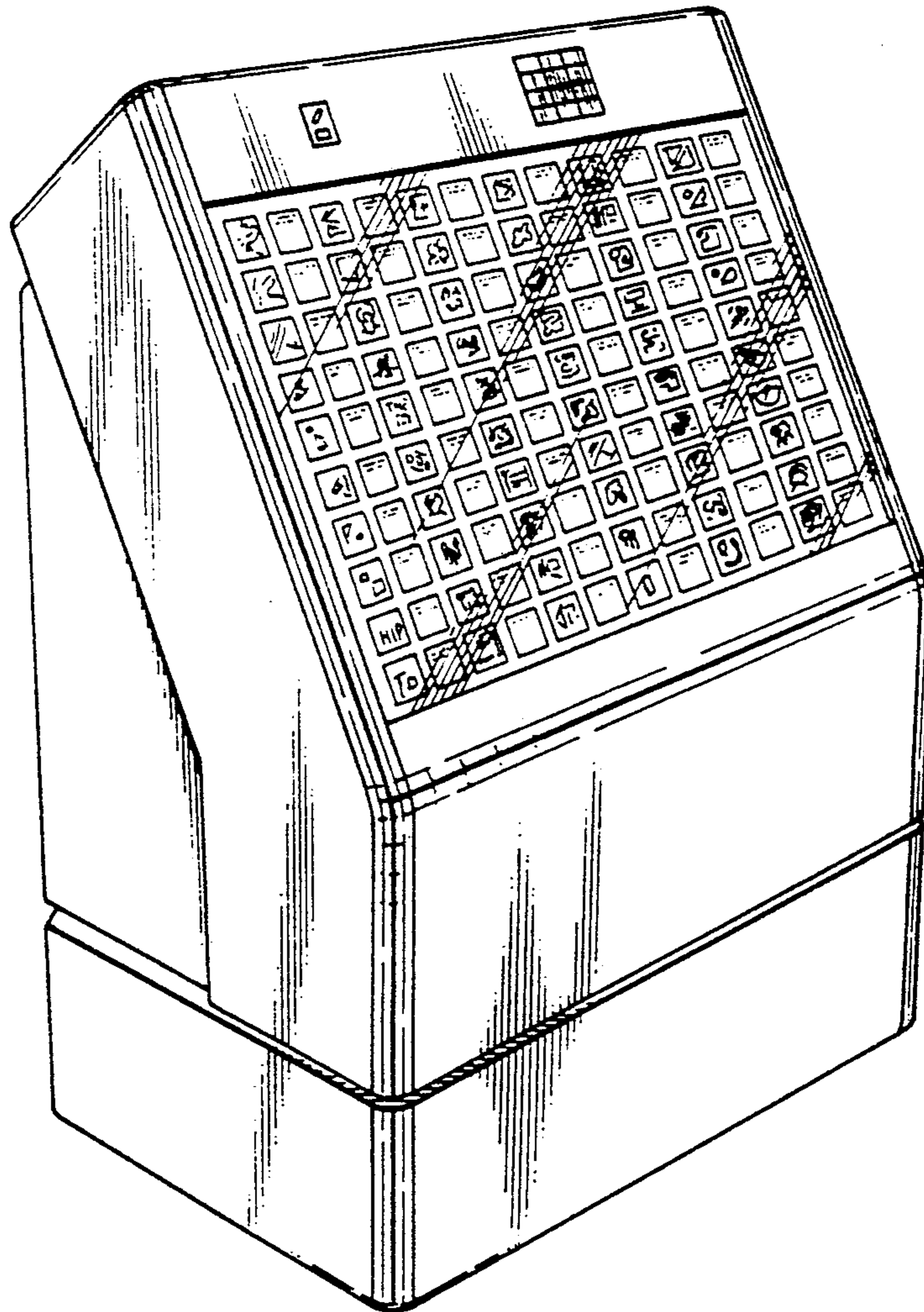


Fig.1.

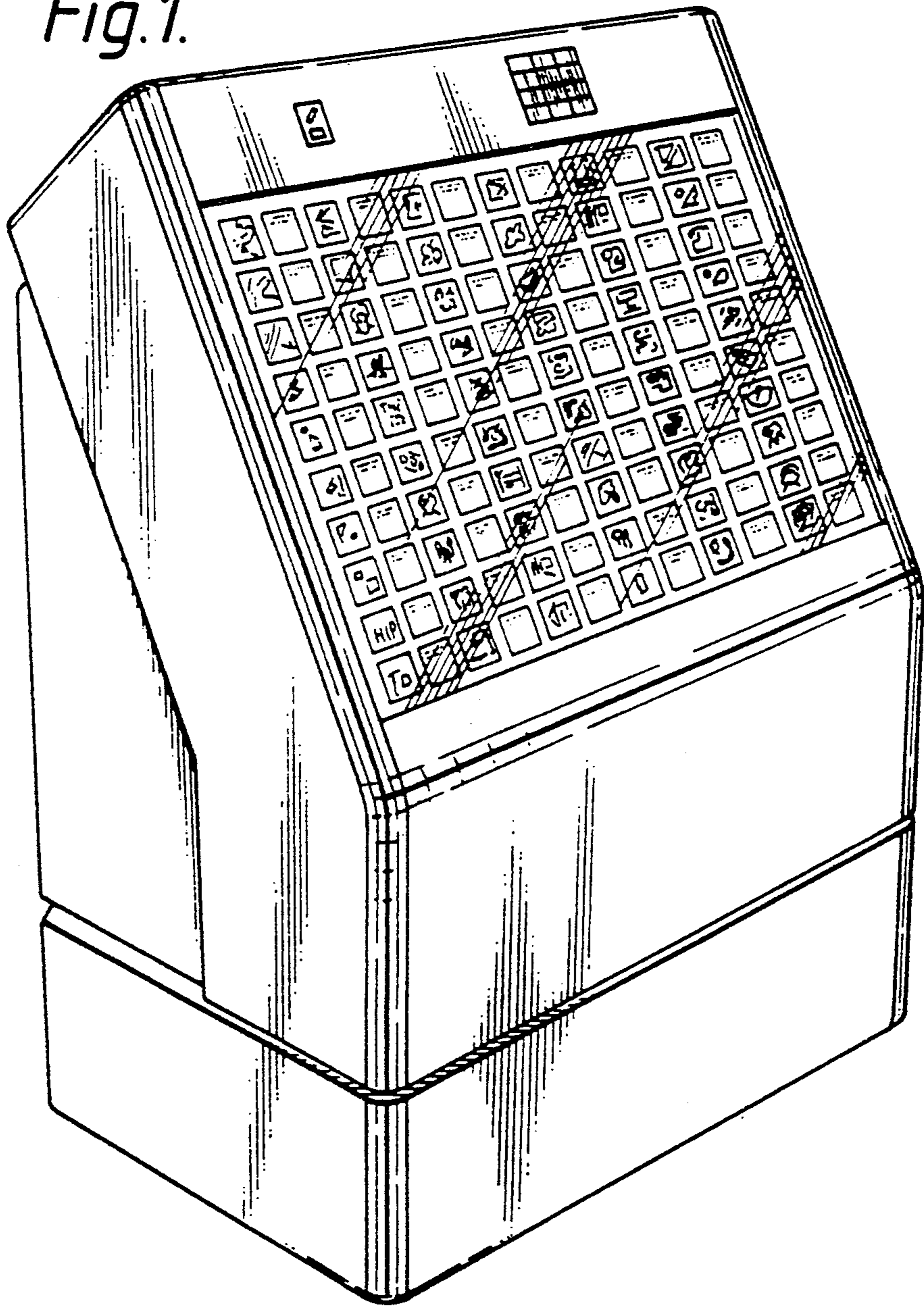


Fig. 2.




Fig. 3.

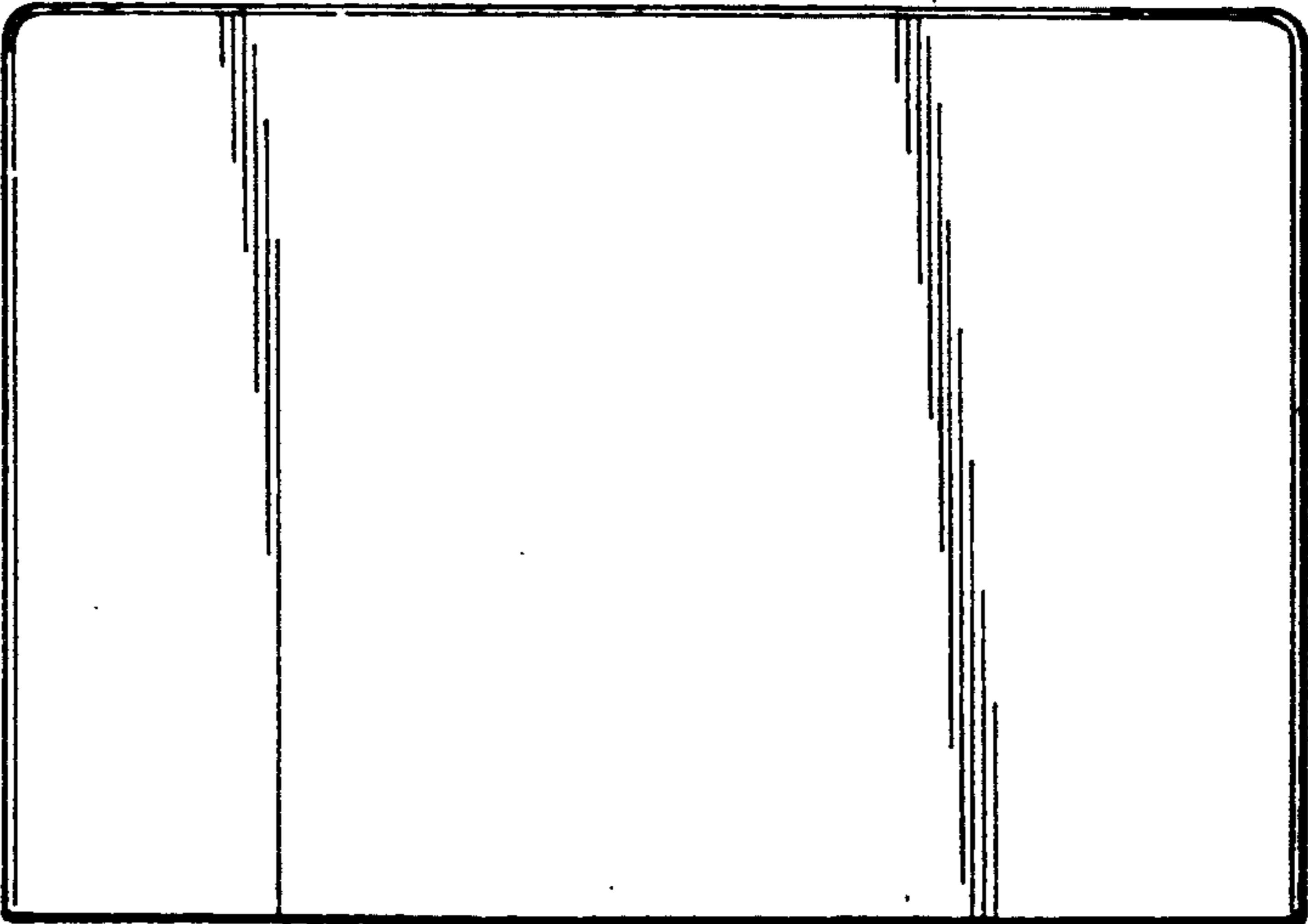


Fig. 4.




Fig. 5.

