



US00D327661S

# United States Patent [19]

Cowan

[11] Patent Number: Des. 327,661

[45] Date of Patent: \*\* Jul. 7, 1992

[54] TOP SHELL FOR EXPANSION BRACELET LINK

D. 304,020 10/1989 Cowan ..... D11/19  
2,790,302 4/1957 Minematsu ..... 63/5.1

[75] Inventor: Murray L. Cowan, Norwood, Mass.

[73] Assignee: Textron Inc., Providence, R.I.

[\*\*] Term: 14 Years

[21] Appl. No.: 592,897

[22] Filed: Oct. 4, 1990

[52] U.S. Cl. .... D11/93; D11/4;  
D11/19

[58] Field of Search ..... D11/1-13,  
D11/19-25, 93, 94, 15-18; 59/80-88, 90;  
63/1.1-6; 224/171, 175, 178; D10/30-32

[56] References Cited

### U.S. PATENT DOCUMENTS

D. 188,340	7/1960	Goodman	.....	D11/21
D. 190,670	6/1961	Goodman	.....	D11/93
D. 199,361	10/1964	Cowan	.....	D11/21
D. 211,599	7/1968	Luft	.....	D11/21
D. 221,018	6/1971	Williams	.....	D11/21
D. 227,796	7/1973	Fontaine	.....	D11/93
D. 228,012	7/1973	Fontaine	.....	D11/93
D. 279,462	7/1985	Weikel	.....	D11/4

### OTHER PUBLICATIONS

Goldschmiede Zeitung Mar. 1987—lower center of page 33.

Swiss Watch and Jewelry Journal Feb. 1987 item left center of page 434.

Primary Examiner—A. Hugo Word

Assistant Examiner—R. Seifert


Attorney, Agent, or Firm—Samuels, Gauthier & Stevens

### [57] CLAIM

The ornamental design for a top shell for expansion bracelet link, as shown and described.

### DESCRIPTION

FIG. 1 is a perspective view of a top shell for expansion bracelet link showing my new design; FIG. 2 is a top plan view thereof; FIG. 3 is a side elevational view thereof; FIG. 4 is a bottom plan view thereof; FIG. 5 is an end elevational view thereof; and, FIG. 6 is a top plan view of a plurality of the links shown in a position of use.



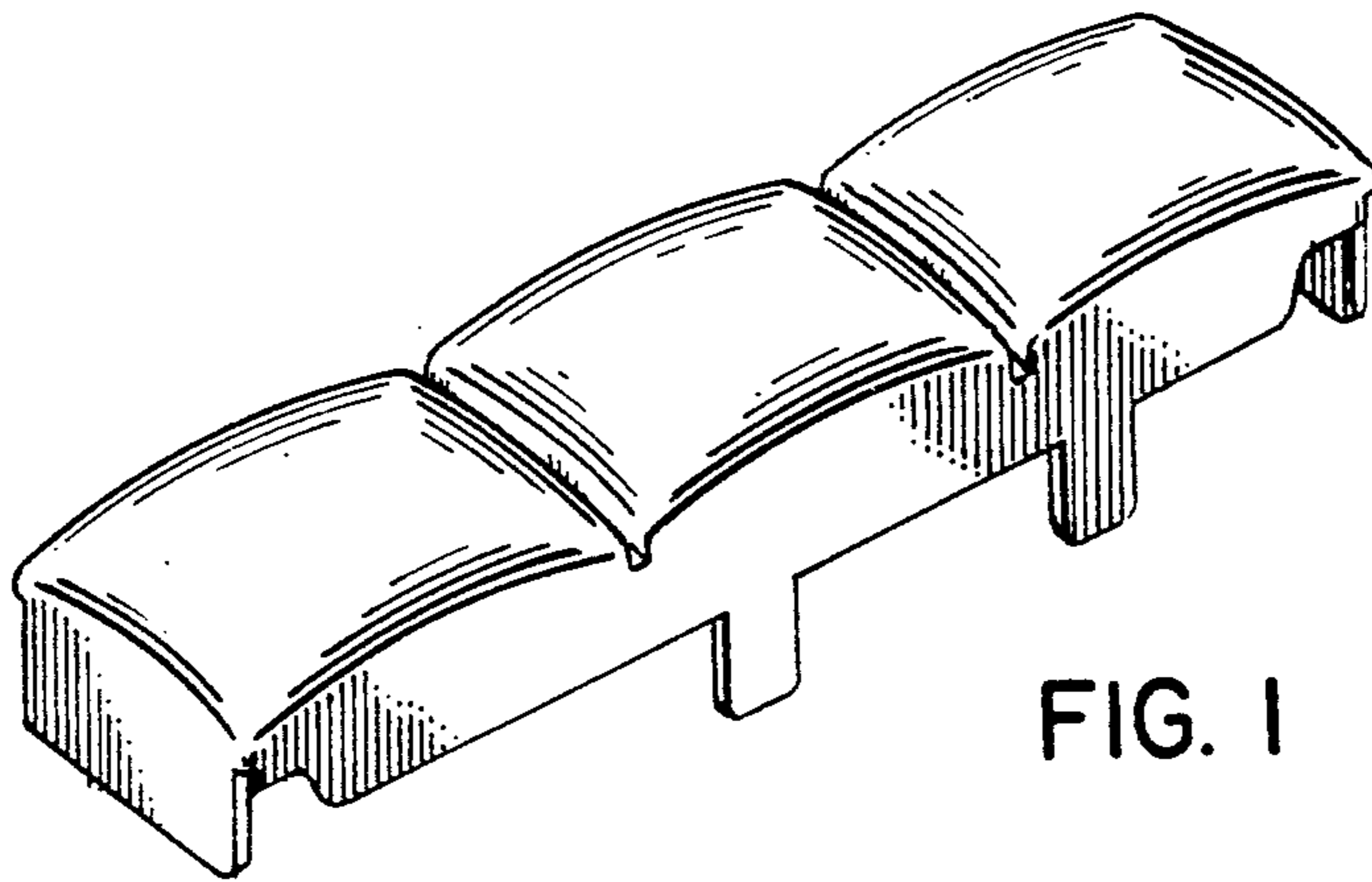


FIG. 1




FIG. 2

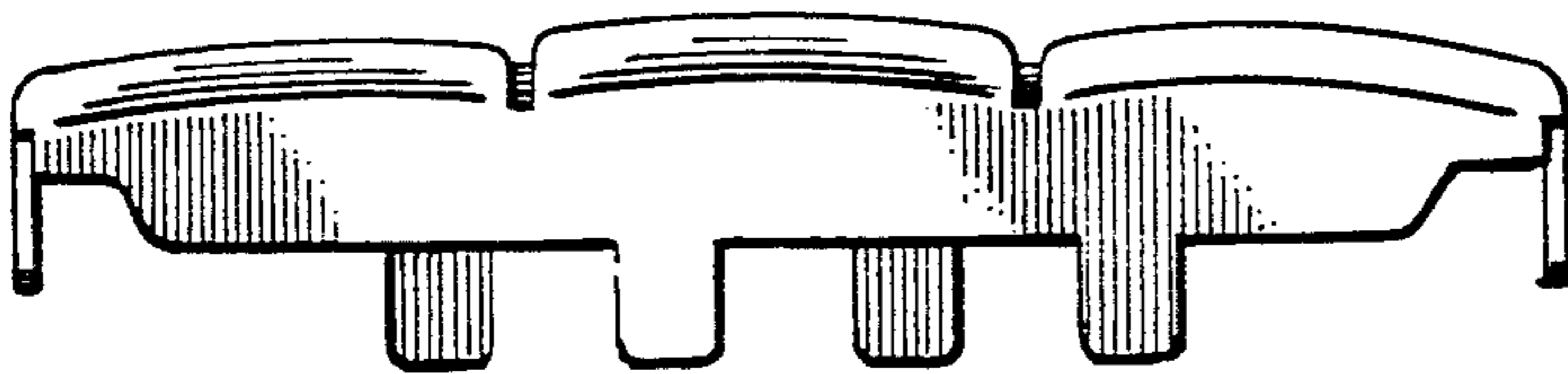


FIG. 3




FIG. 4

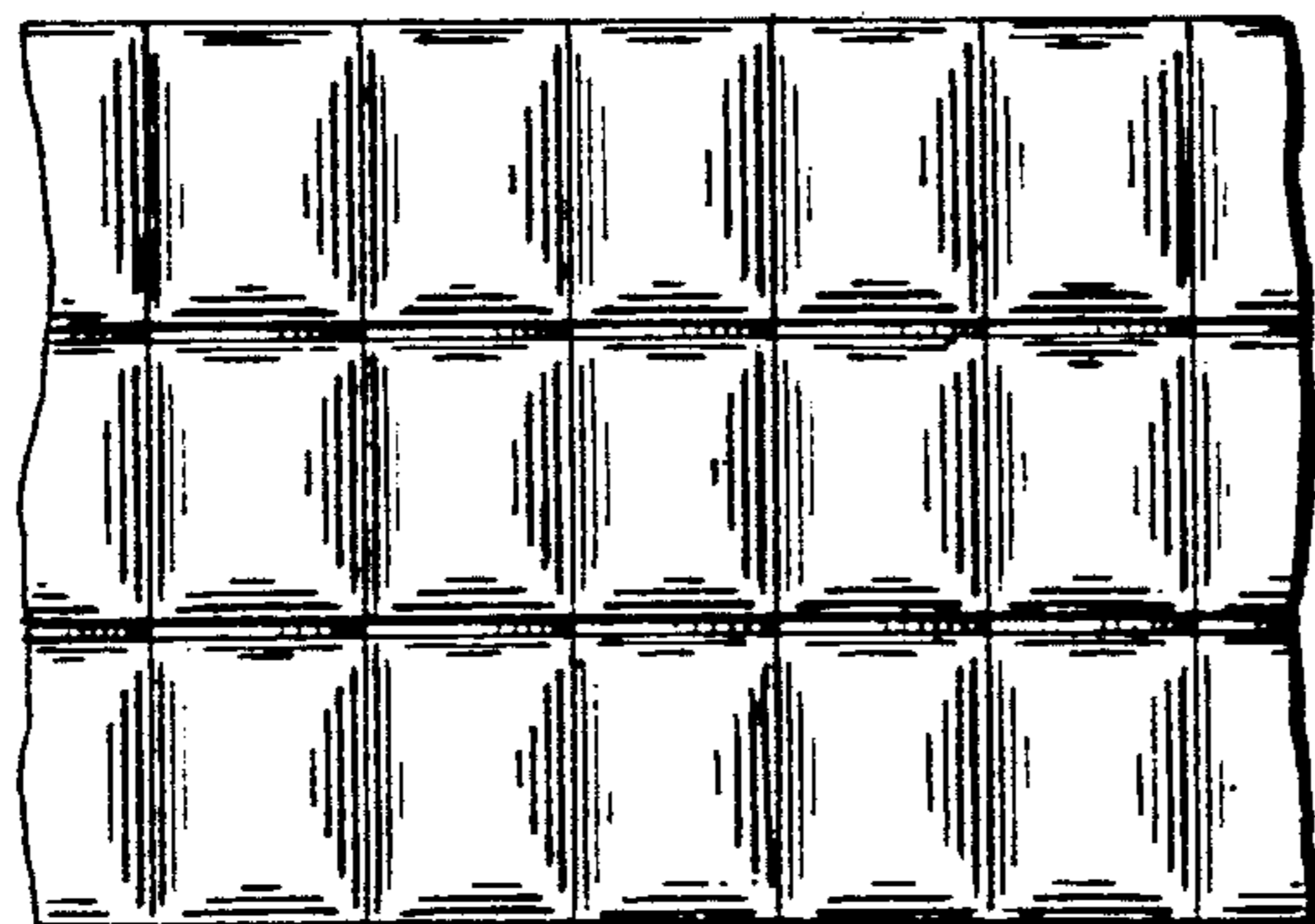


FIG. 6




FIG. 5